



US00D806537S

(12) **United States Design Patent** (10) **Patent No.:** **US D806,537 S**
Cernokus et al. (45) **Date of Patent:** **** Jan. 2, 2018**

(54) **PACKAGING**

B65D 2519/00268; B65D 2519/00318;
B65D 77/003; B65D 2519/00208

(71) Applicant: **Apple Inc.**, Cupertino, CA (US)

See application file for complete search history.

(72) Inventors: **Evan Cernokus**, Campbell, CA (US);
Mark T. Uyeda, Campbell, CA (US)

(56) **References Cited**

(73) Assignee: **Apple Inc.**, Cupertino, CA (US)

U.S. PATENT DOCUMENTS

(**) Term: **15 Years**

(21) Appl. No.: **29/598,108**

(22) Filed: **Mar. 23, 2017**

2,450,089	A *	9/1948	Hergesell	B65D 5/5083 206/306
3,010,569	A *	11/1961	Goldman	B65D 25/105 206/306
3,365,056	A	1/1968	Mandel	
3,759,375	A	9/1973	Nappi	
D263,074	S	2/1982	Mason	
5,358,134	A *	10/1994	Ripley	B65D 43/02 206/301
D360,132	S *	7/1995	Ripley	D9/423
5,526,929	A	6/1996	Wei	
D439,158	S	3/2001	Forakis	

Related U.S. Application Data

(63) Continuation of application No. 29/523,465, filed on Apr. 9, 2015, now Pat. No. Des. 789,800.

(51) **LOC (11) Cl.** **09-03**

(52) **U.S. Cl.**
USPC **D9/432**; D9/737

(58) **Field of Classification Search**
USPC D9/414, 415, 423, 424, 425, 430, 737;
D7/400, 553.1, 553.2, 554.3, 545, 555,
D7/601, 602, 629, 630; 220/62.12, 200,
220/213, 315, 318, 500, 553, 554, 555,
220/556, 557, 660, 669, 675, 676, 677,
220/780, 796, 810; 426/106, 112, 115

CPC B65D 2543/00296; B65D 2543/00092;
B65D 85/8043; B65D 43/0212; B65D
1/0223; B65D 2543/00509; B65D
2543/00731; B65D 79/005; B65D 25/04;
B65D 2543/00805; B65D 1/36; B65D
85/72; B65D 1/34; B65D 81/3453; B65D
51/20; B65D 2543/00027; B65D
2543/00648; B65D 2543/00972; B65D
85/73; B65D 2543/00416; B65D
2543/00694; B65D 25/00; B65D 81/3216;
B65D 2543/00759; B65D 1/0207; B65D
81/3205; B65D 2519/00288; B65D
2519/00034; B65D 2519/00069; B65D
25/08; B65D 1/24; B65D 2519/00174;

(Continued)

Primary Examiner — Lauren Calve

(74) *Attorney, Agent, or Firm* — Sterne, Kessler,
Goldstein & Fox P.L.L.C.

(57) **CLAIM**

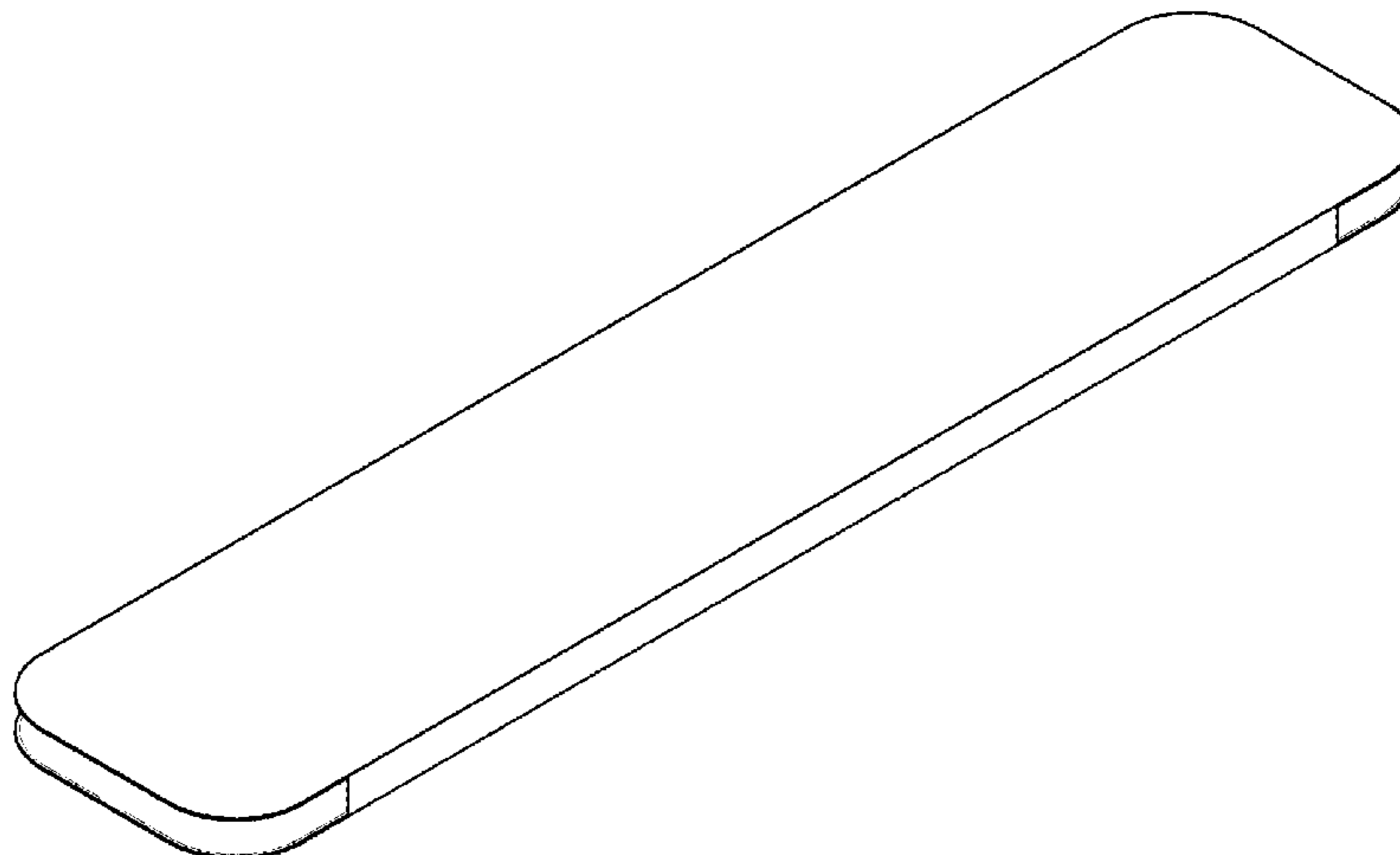
The ornamental design for packaging, as shown and described.

DESCRIPTION

FIG. 1 is a bottom front perspective view of packaging showing the claimed design;
FIG. 2 is a bottom view thereof;
FIG. 3 is a top view thereof;
FIG. 4 is a left side view thereof;
FIG. 5 is a right side view thereof;
FIG. 6 is a front view thereof; and,
FIG. 7 is a rear view thereof.

The broken lines in the figures show portions of the packaging that form no part of the claimed design.

1 Claim, 4 Drawing Sheets



(56)

References Cited

U.S. PATENT DOCUMENTS

D464,260 S	10/2002	Dijkstra	
D502,868 S	3/2005	Cattaruzza	
D674,687 S	1/2013	Cote et al.	
D701,386 S	3/2014	Tangen	
D701,387 S	3/2014	Tangen	
D717,645 S *	11/2014	Wilmers	D9/432
D730,169 S	5/2015	Atkinson	
D731,326 S	6/2015	Johansson	
D764,285 S *	8/2016	Akana	D9/432
D774,899 S	12/2016	Tang et al.	
D779,932 S	2/2017	Delle Cese et al.	
D781,141 S *	3/2017	Phillips	D9/432
D781,719 S *	3/2017	Akana	D9/722
D787,308 S *	5/2017	Kawashima	D9/415

* cited by examiner

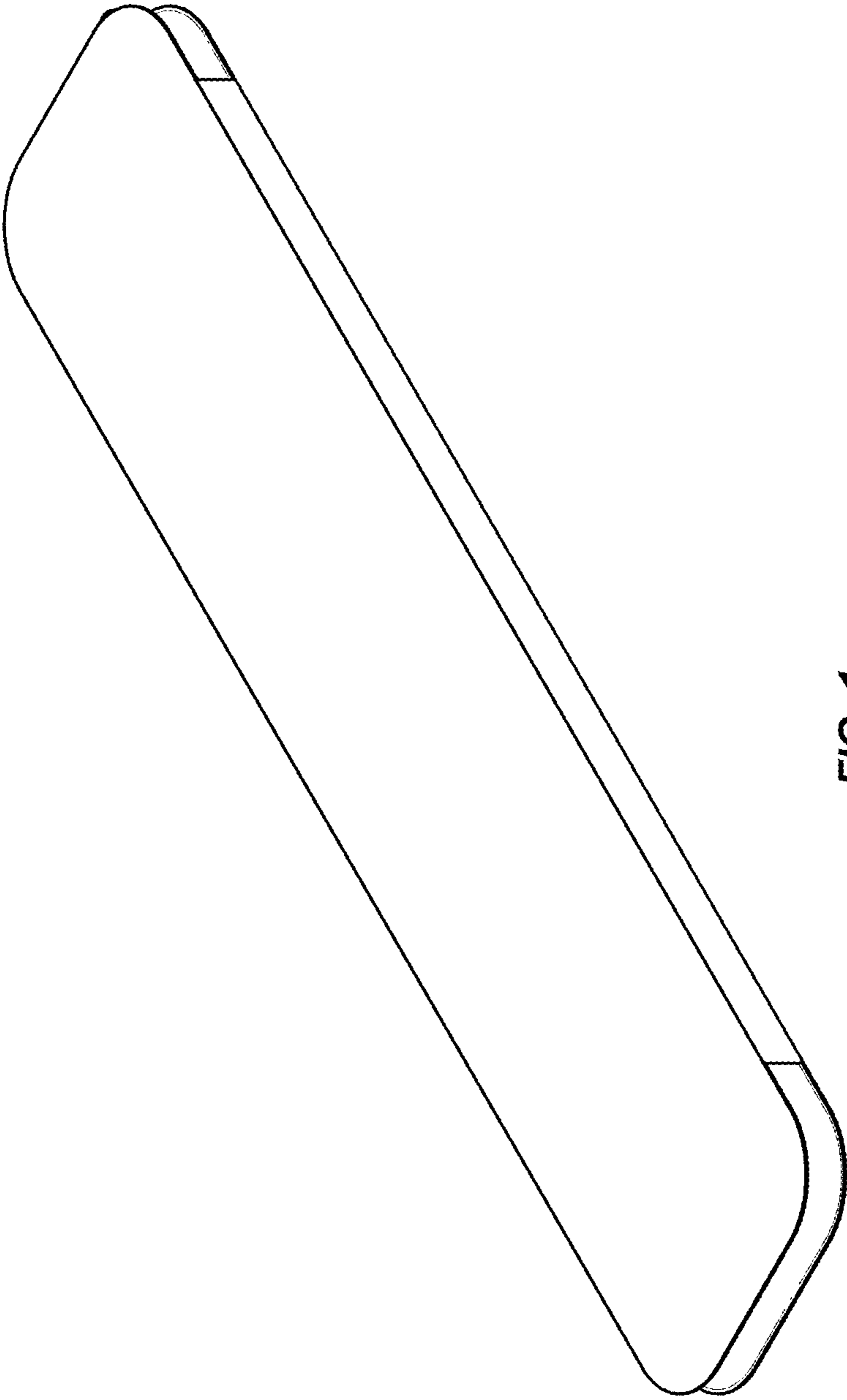


FIG. 1



FIG. 2




FIG. 3



FIG. 4



FIG. 5




FIG. 6

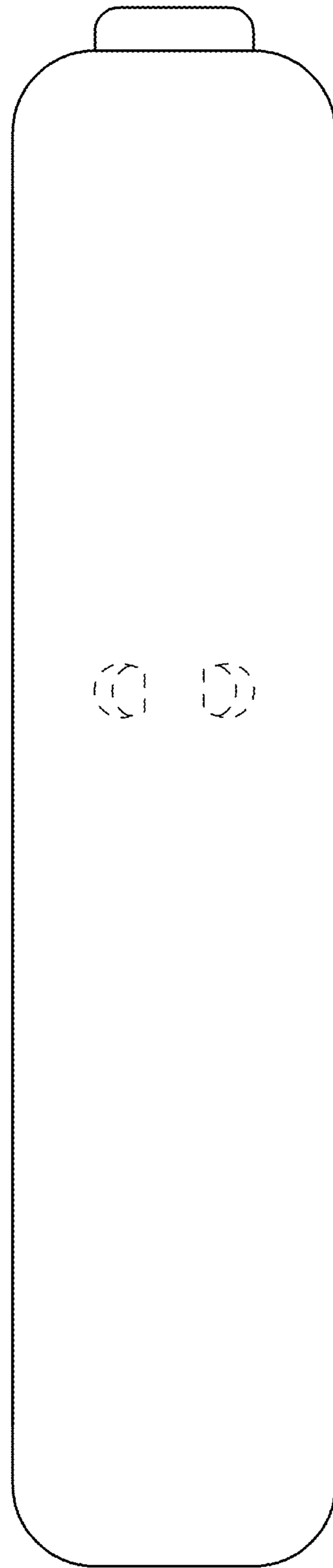


FIG. 7