



US00D806532S

(12) **United States Design Patent**
Richmond

(10) **Patent No.:** **US D806,532 S**
(45) **Date of Patent:** **** Jan. 2, 2018**

(54) **BOX**
(71) Applicant: **The Boots Company plc**, Nottingham (GB)
(72) Inventor: **David Anthony Richmond**, London (GB)
(73) Assignee: **THE BOOTS COMPANY PLC**, Nottingham (GB)
(**) Term: **15 Years**
(21) Appl. No.: **29/574,105**
(22) Filed: **Aug. 11, 2016**

(30) **Foreign Application Priority Data**
Apr. 27, 2016 (EM) 003096619-0018
(51) **LOC (11) Cl.** **09-03**
(52) **U.S. Cl.**
USPC **D9/420; D28/83**
(58) **Field of Classification Search**
USPC D9/414, 419, 420, 423, 426, 432-433
CPC B65D 11/00; B65D 5/42; B65D 77/00
See application file for complete search history.

(56) **References Cited**
U.S. PATENT DOCUMENTS
1,653,500 A * 12/1927 Flier A47F 3/145
206/301
1,735,061 A * 11/1929 Shields A47F 7/03
206/301
D115,324 S * 6/1939 Zell 220/DIG. 26
D174,454 S * 4/1955 King 206/6.1
2,783,764 A * 3/1957 Loy A45D 33/006
132/304
3,164,284 A * 1/1965 Bergh B65D 7/24
220/4.22

4,106,597 A * 8/1978 Shook A45C 11/20
190/110
4,294,349 A * 10/1981 Ibsen A61C 19/005
206/523
D303,765 S * 10/1989 Kaplan D9/423
D312,401 S * 11/1990 Thuin D3/294
D369,295 S * 4/1996 Kobari D9/423
D396,004 S * 7/1998 Srinual D3/294
D417,843 S * 12/1999 Srinual D9/423
D422,120 S * 3/2000 Orsomando D28/83
D478,688 S * 8/2003 Thorpe D28/83
D502,868 S * 3/2005 Cattaruzza D3/294
6,889,696 B2 * 5/2005 Thorpe A45D 33/008
132/287
D666,773 S * 9/2012 Greenfield D28/83
D669,352 S * 10/2012 Paslawski D9/423
D716,649 S * 11/2014 McAdam D9/418

(Continued)

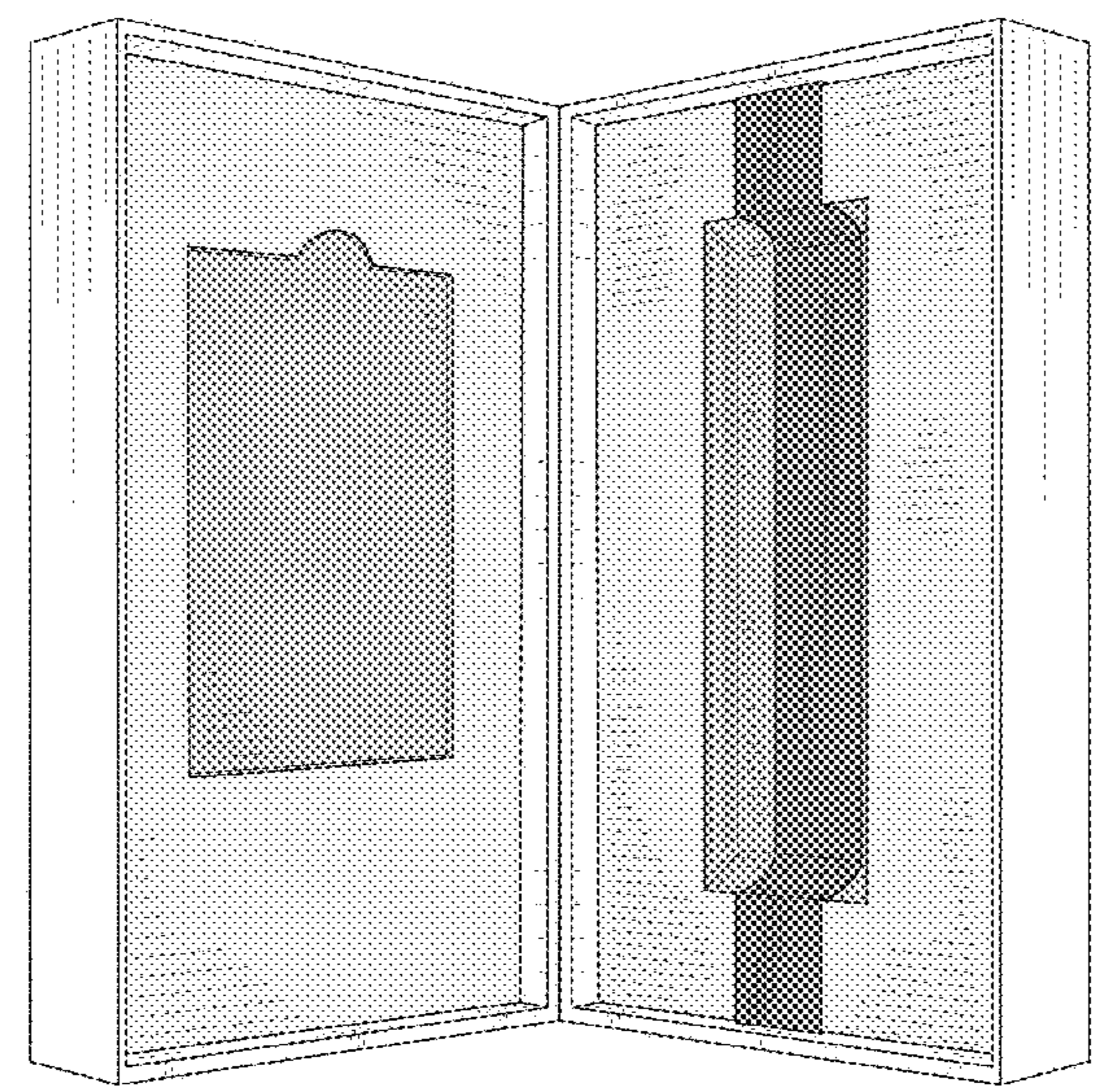
Primary Examiner — Caron D Veynar
Assistant Examiner — Mehri F Bajoul
(74) *Attorney, Agent, or Firm* — Finnegan, Henderson, Farabow, Garrett & Dunner, LLP

(57) **CLAIM**
The ornamental design for a box, as shown and described.

DESCRIPTION

The patent or application contains at least one drawing executed in color. Copies of this patent or patent application with color drawings(s) will be provided by the Office upon request and payment of the necessary fee.
FIG. 1 is a front perspective view of a box showing my new design;
FIG. 2 is a front elevation view thereof;
FIG. 3 is a rear elevation view thereof;
FIG. 4 is a left side view thereof;
FIG. 5 is a right side view thereof;
FIG. 6 is a top plan view thereof; and,
FIG. 7 is a bottom plan view thereof.

1 Claim, 7 Drawing Sheets
(2 of 7 Drawing Sheet(s) Filed in Color)



(56)

References Cited

U.S. PATENT DOCUMENTS

D723,801 S * 3/2015 Kriss D3/266
D764,282 S * 8/2016 Stepanov D9/432

* cited by examiner

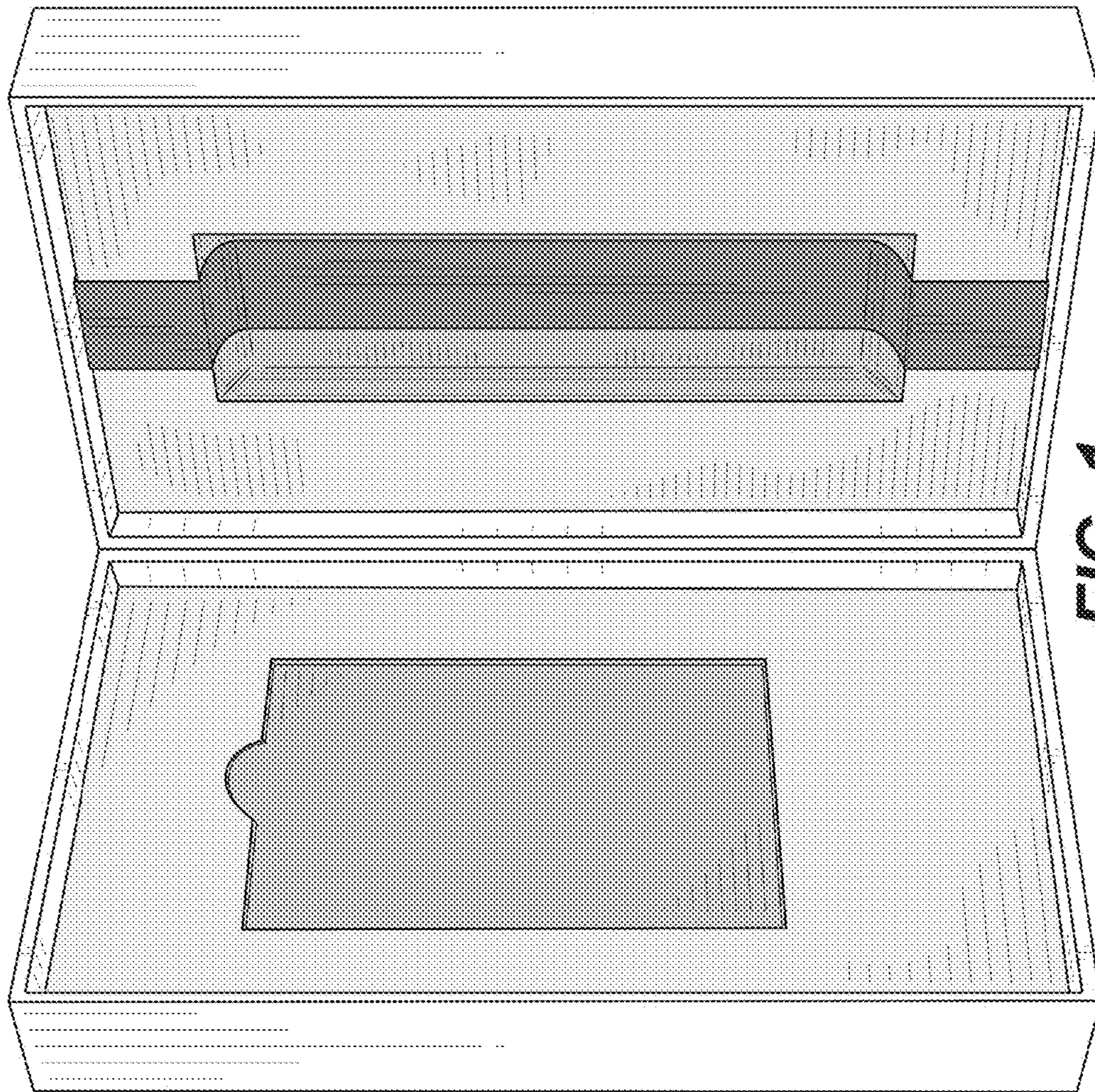


FIG. 1

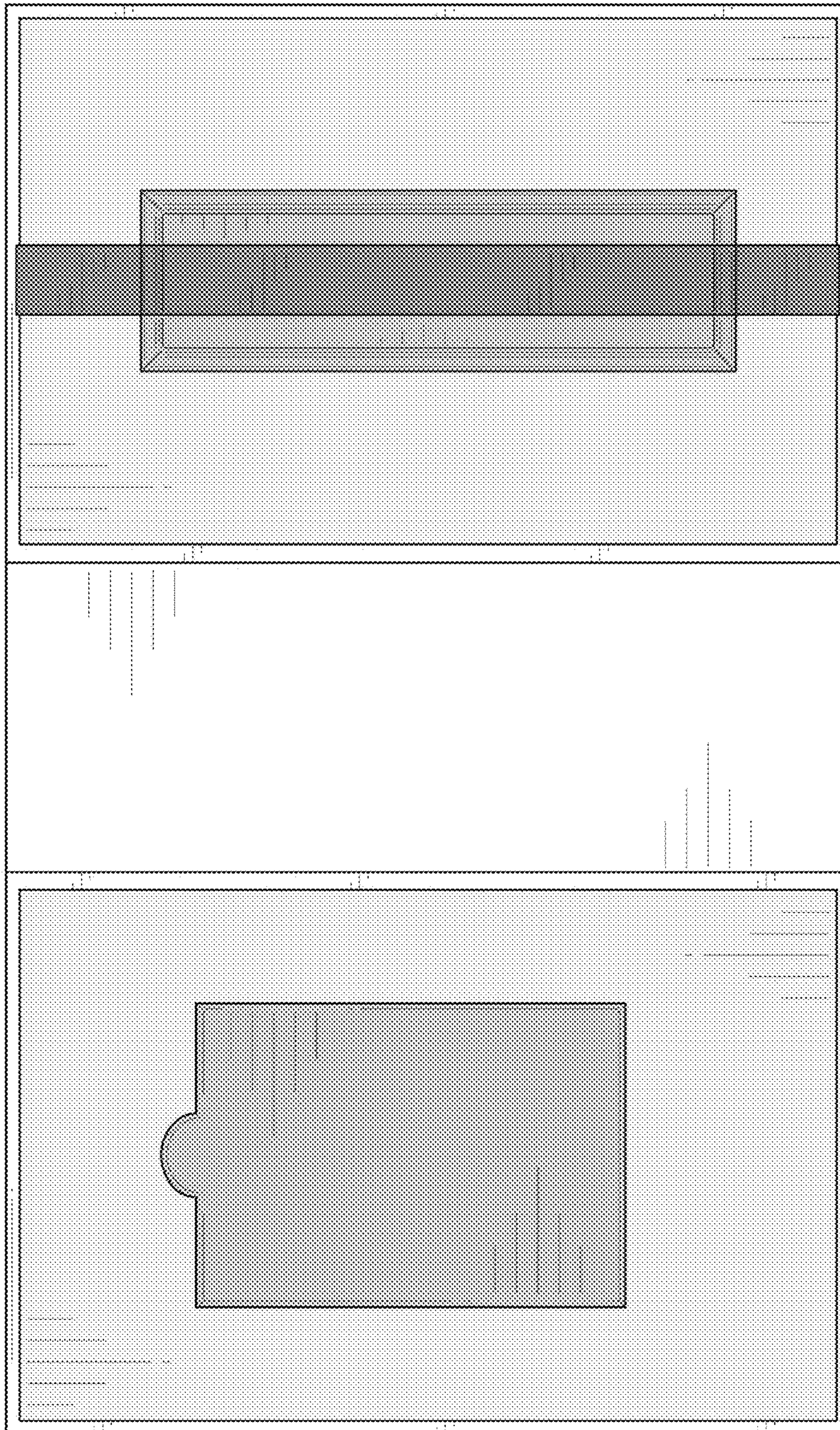


FIG. 2

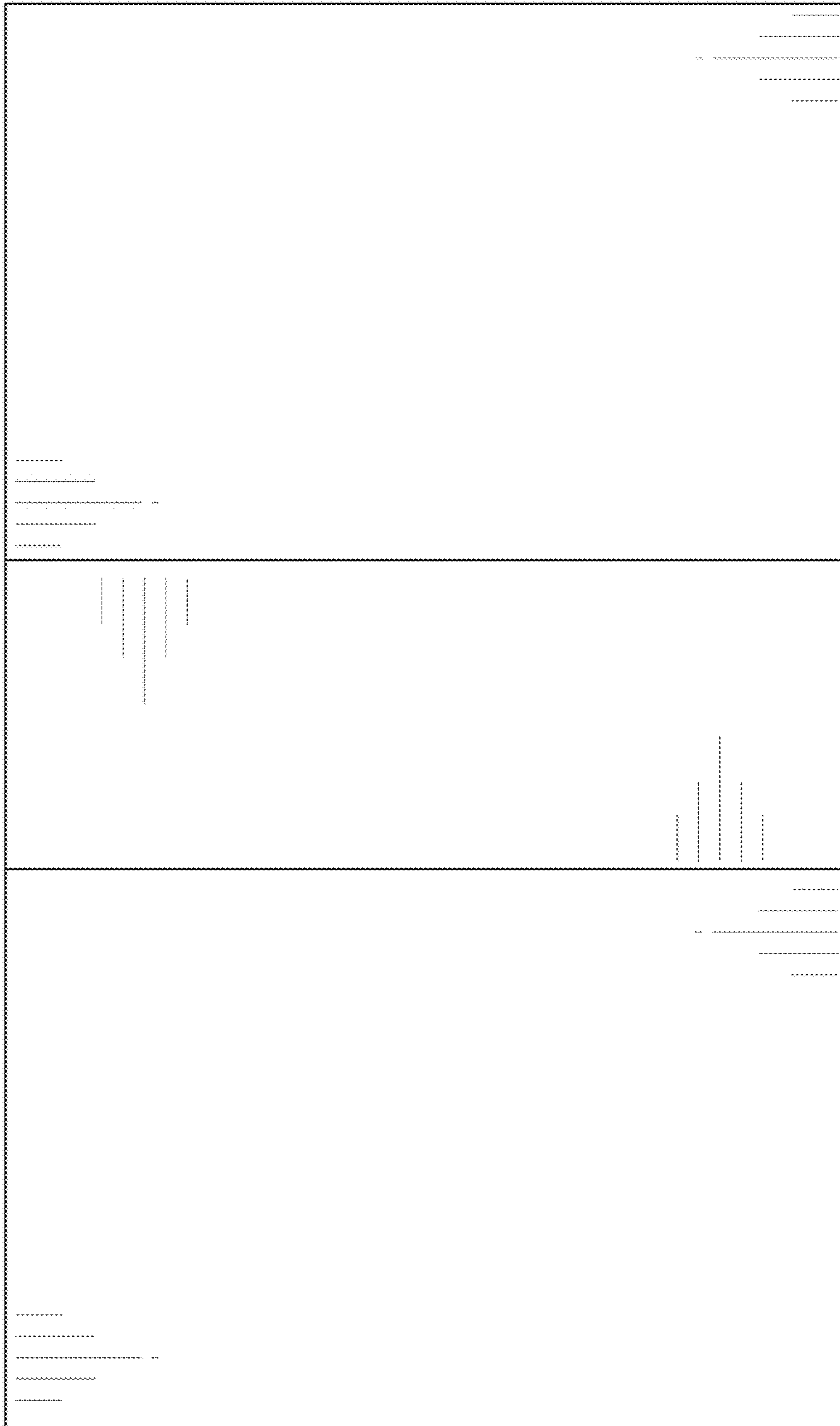


FIG. 3




FIG. 4




FIG. 5




FIG. 6



FIG. 7