



US00D806510S

(12) **United States Design Patent** (10) **Patent No.:** **US D806,510 S**  
**Yates** (45) **Date of Patent:** **\*\* Jan. 2, 2018**

- (54) **KNOB**
- (71) Applicant: **A.R.T. Furniture, Inc.**, Ontario, CA (US)
- (72) Inventor: **Daniel Eric Yates**, High Point, NC (US)
- (73) Assignee: **A.R.T. Furniture, Inc.**, Ontario, CA (US)
- (\*\*) Term: **15 Years**
- (21) Appl. No.: **29/561,072**
- (22) Filed: **Apr. 13, 2016**
- (51) **LOC (11) Cl.** ..... **08-06**
- (52) **U.S. Cl.**  
USPC ..... **D8/311**
- (58) **Field of Classification Search**  
USPC ..... D8/300, 307, 310, 311; D7/393; D23/250, 252, 254  
CPC ... Y10T 292/57; Y10T 16/469; Y10T 292/82; Y10T 74/2084; Y10T 292/85; Y10T 16/458; Y10T 16/506; Y10T 70/5155; Y10T 16/46; Y10T 16/4559; Y10T 74/20828; Y10T 70/8541; Y10T 74/20612; Y10T 16/459; Y10T 16/487; Y10T 70/5389; Y10T 16/462; Y10T 16/4636; E05B 1/0007; E05B 3/00; Y10S 16/30; Y10S 292/53; Y10S 292/27  
See application file for complete search history.

D549,577 S *	8/2007	Schactner	.....	D9/439
D577,982 S *	10/2008	Thompson	.....	D8/301
D604,586 S *	11/2009	Rauk	.....	D8/305
D621,238 S *	8/2010	Rauk	.....	D8/305
D717,151 S *	11/2014	Ramsland	.....	D8/307
D771,470 S *	11/2016	Zimmer	.....	D8/310
D772,687 S *	11/2016	Zimmer	.....	D8/310
2010/0218346 A1 *	9/2010	Daniels	.....	E05B 1/0007 16/417

**OTHER PUBLICATIONS**

A.R.T. Furniture, Devonshire Catalog, Knob, 1 pg, Known at least as early as Dec. 17, 2014.  
A.R.T. Furniture, Grand European Catalog, Knob, 1 pg, Known at least as early as Dec. 17, 2014.  
A.R.T. Furniture, Port Royal Catalog, Knobs, 2 pgs, Known at least as early as Dec. 17, 2014.  
A.R.T. Furniture, Suttons Bay Catalog, Knob, 1 pg, Known at least as early as Dec. 17, 2014.

\* cited by examiner

*Primary Examiner* — Lauren Calve  
(74) *Attorney, Agent, or Firm* — Womble Carlyle Sandridge & Rice, LLP

(57) **CLAIM**

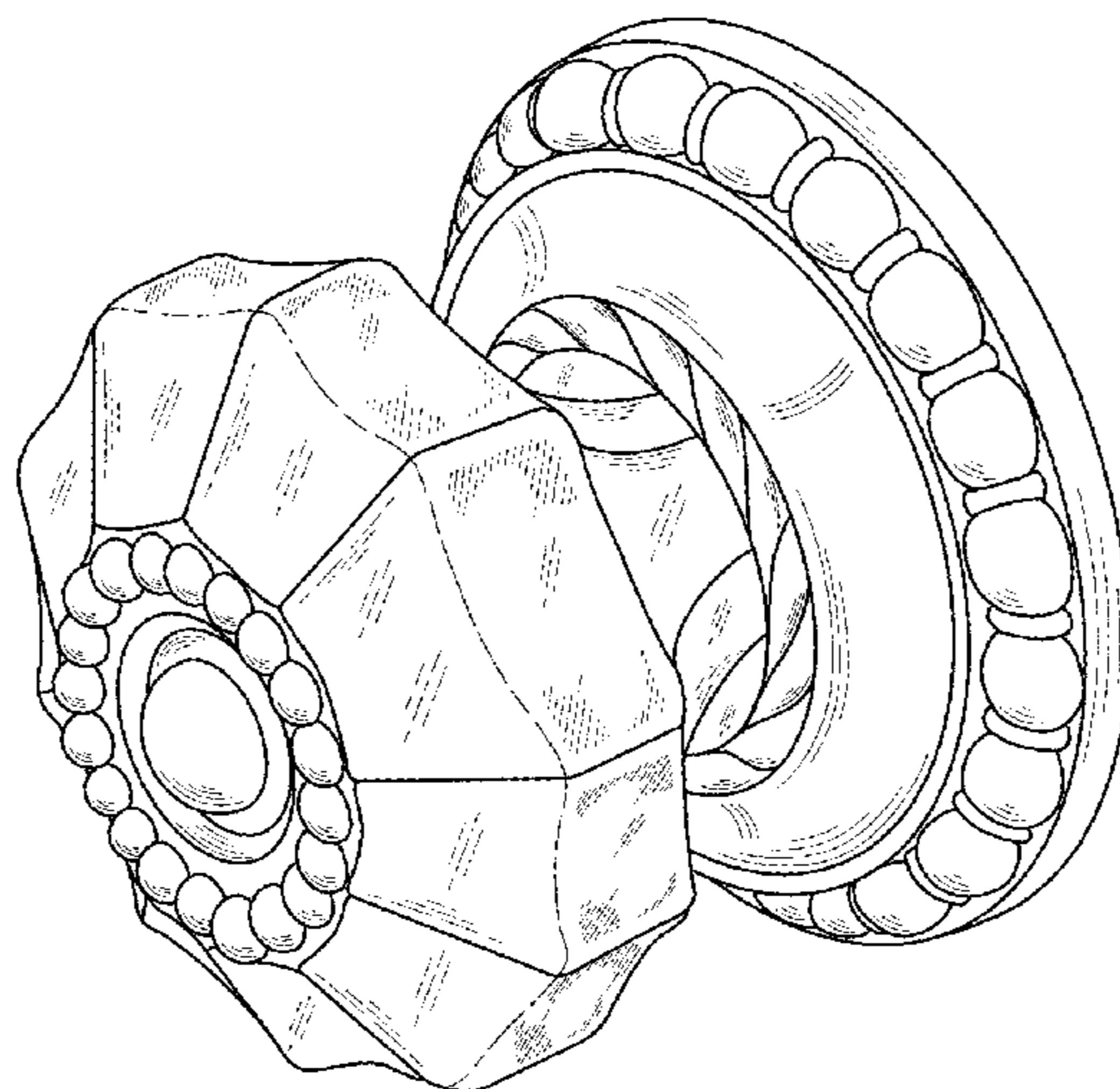
I claim the ornamental design for a knob, as shown and described.

**DESCRIPTION**

FIG. 1 is a front right perspective view of a knob according to my new design;  
FIG. 2 is a front view thereof;  
FIG. 3 is a right side view thereof; and,  
FIG. 4 is a front right perspective view thereof shown in environmental use.  
The views of the knob not shown form no part of the claimed design. The broken lines shown represent unclaimed subject matter and form no part of the claimed design.

**1 Claim, 4 Drawing Sheets**

- (56) **References Cited**  
U.S. PATENT DOCUMENTS
- 760,298 A \* 5/1904 Bassick ..... G05G 1/12  
16/441
- D47,069 S \* 3/1915 Burns ..... D8/307
- 3,249,990 A \* 5/1966 Schlage ..... E05B 1/0007  
16/414
- D232,965 S \* 9/1974 Atwell ..... 63/15
- D526,883 S \* 8/2006 Gilbert ..... D8/307



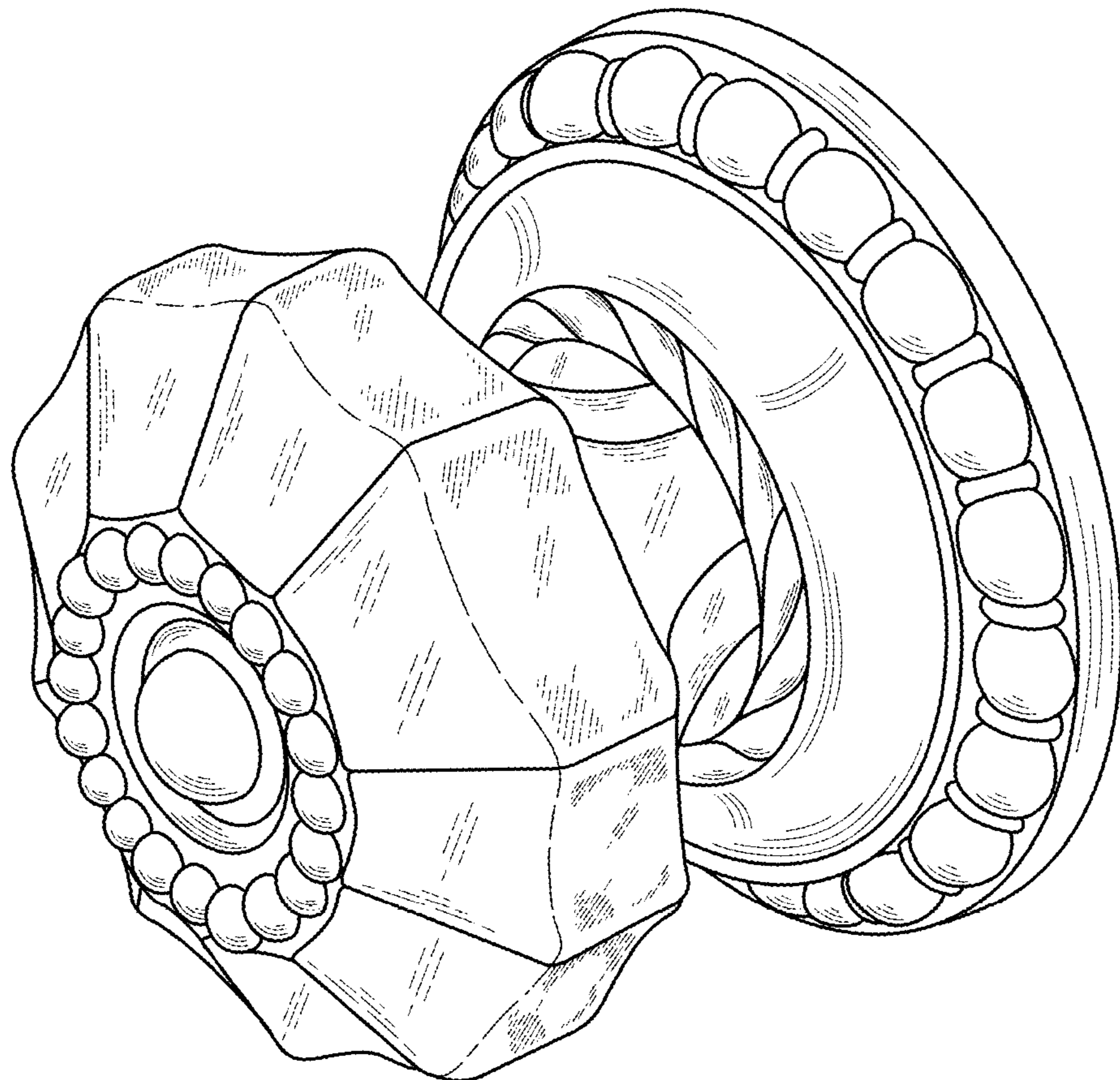


FIG. 1




FIG. 2

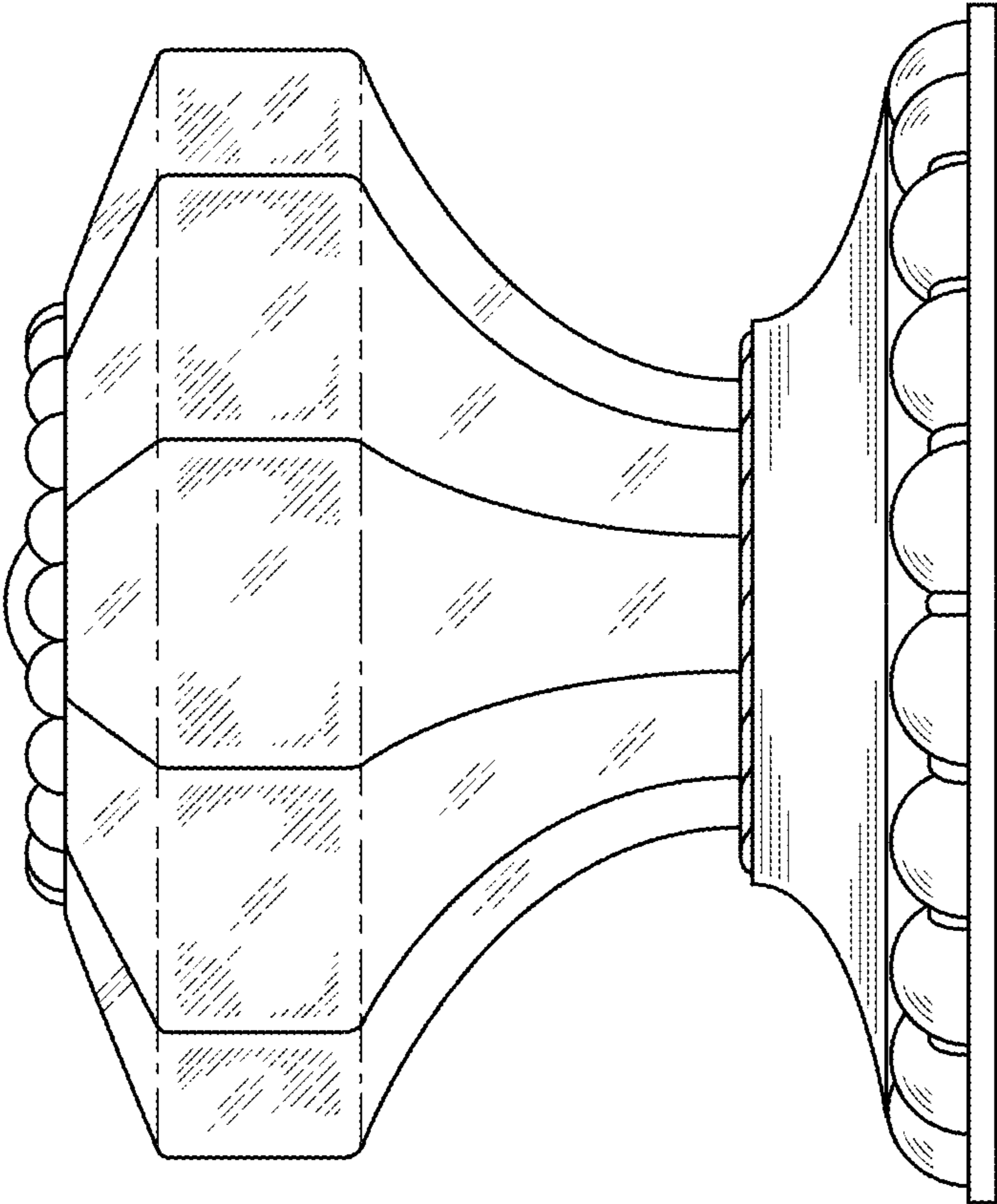


FIG. 3

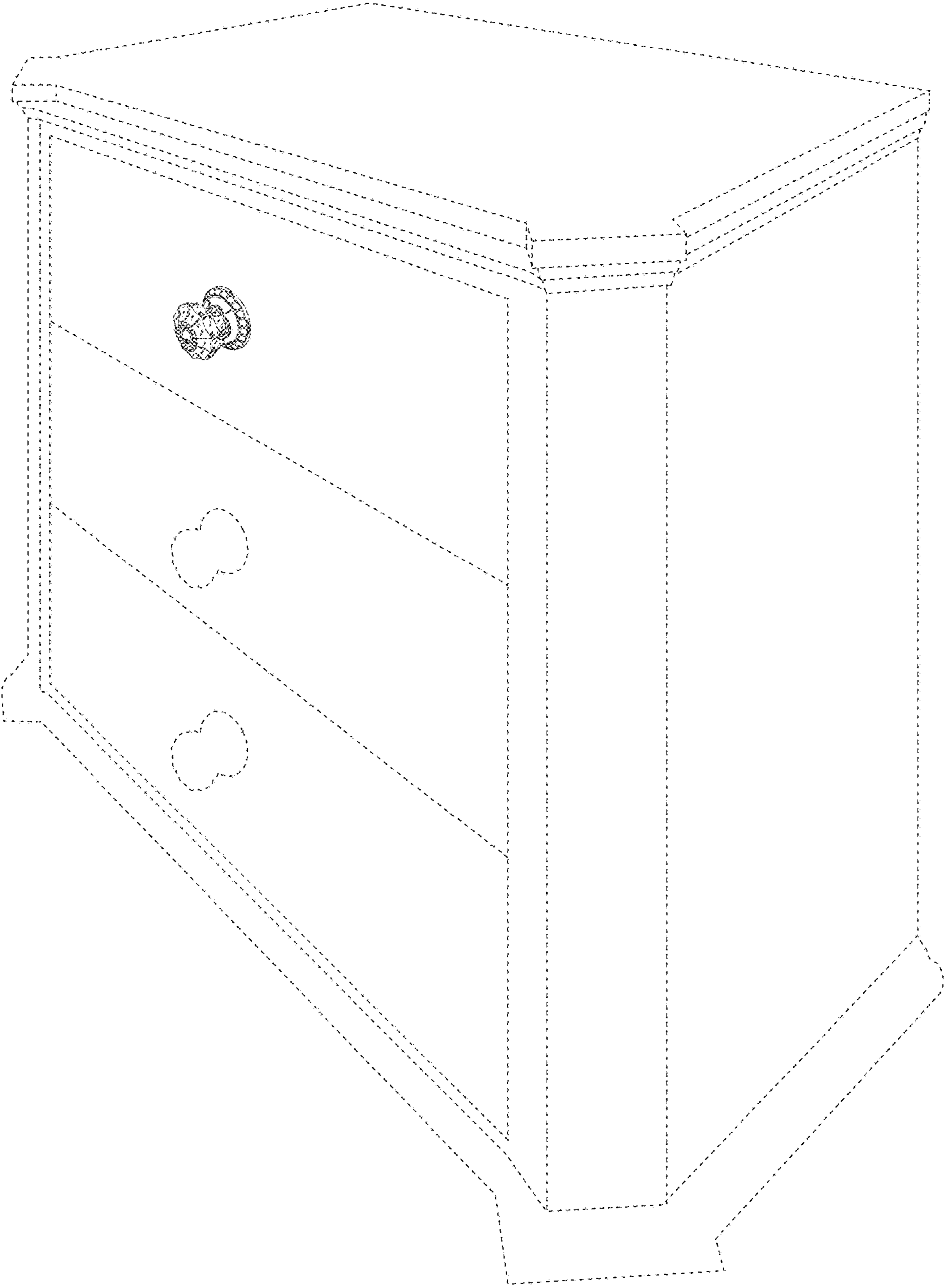


FIG. 4