



US00D806508S

(12) **United States Design Patent** (10) **Patent No.:** **US D806,508 S**
Weise (45) **Date of Patent:** **** Jan. 2, 2018**

(54) **DOOR HANDLE**

(71) Applicant: **FRANZ SCHNEIDER BRAKEL GMBH + CO KG**, Brakel (DE)

(72) Inventor: **Hartmut Weise**, Bad Lippspringe (DE)

(73) Assignee: **Franz Schneider Brakel GMBH & Co KG**, Brakel (DE)

(**) Term: **15 Years**

(21) Appl. No.: **29/583,853**

(22) Filed: **Nov. 9, 2016**

(51) **LOC (11) Cl.** **08-06**

(52) **U.S. Cl.**
USPC **D8/308**

(58) **Field of Classification Search**
USPC D8/300-302, 307-309, 310, 311, 10;
D23/250, 252; 292/336.3; 74/523, 543;
70/192, 201, 206, 207; 16/110.1, 412,
16/416, DIG. 30
CPC Y10T 16/44; Y10T 74/20612; Y10T
74/20732; Y10T 16/458; Y10T 16/498;
Y10T 16/469; Y10T 16/476; Y10T
74/20744; Y10T 74/20864; Y10T
16/4628; Y10T 74/20642; Y10T 16/473;
Y10T 74/20762; Y10T 74/2042; Y10T
74/20828; Y10T 16/459; Y10T 16/4713;
Y10T 74/2014; Y10T 16/50; Y10T
74/20438; Y10T 74/20582; Y10T
74/20738; Y10T 16/48; Y10T 74/20618;
Y10T 74/20684; Y10T 74/20624; Y10T
74/20468; Y10T 16/61; Y10T 16/4719;
Y10T 16/86; Y10S 16/30; Y10S 292/31;
Y10S 292/53; Y10S 16/12; Y10S 292/23;
Y10S 292/27; Y10S 292/30; Y10S
292/63; E05B 85/16; E05B 1/00; E05B
77/06; E05B 79/06; E05B 85/18; E05B
85/12; E05B 85/10; E05B 7/00; E05B
1/0053; E05B 77/265

See application file for complete search history.

(56) **References Cited**

U.S. PATENT DOCUMENTS

D85,770 S *	12/1931	Ruppel	D8/308
D197,400 S *	1/1964	Patriquin	D8/302
D197,553 S *	2/1964	Maffei	D8/308
D328,852 S *	8/1992	Marques	D8/308
D329,009 S *	9/1992	Marques	D8/308
D579,304 S *	10/2008	Singtoroj	D8/308
D581,489 S *	11/2008	Painter	D23/252
D709,348 S *	7/2014	Roberts, III	E05B 85/16
				D8/308
D710,180 S *	8/2014	Roberts, III	E05B 85/10
				D8/308
D710,672 S *	8/2014	Roberts, III	E05B 85/10
				D8/308
2013/0220057 A1 *	8/2013	Kawakami	B62M 25/04
				74/501.6
2014/0007631 A1 *	1/2014	Wood	E05B 63/08
				70/357

* cited by examiner

Primary Examiner — Lauren R Calve

(74) *Attorney, Agent, or Firm* — Barnes & Thornburg LLP

(57) **CLAIM**

What is claimed is the ornamental design for a door handle, as shown and described.

DESCRIPTION

FIG. 1 is a perspective view of a door handle;
FIG. 2 is a left side view thereof;
FIG. 3 is a right side view thereof;
FIG. 4 is a front view thereof;
FIG. 5 is a rear view thereof;
FIG. 6 is a top view thereof; and,
FIG. 7 is a bottom view thereof.
The broken lines shown represent unclaimed subject matter and form no part of the claimed design.

1 Claim, 3 Drawing Sheets

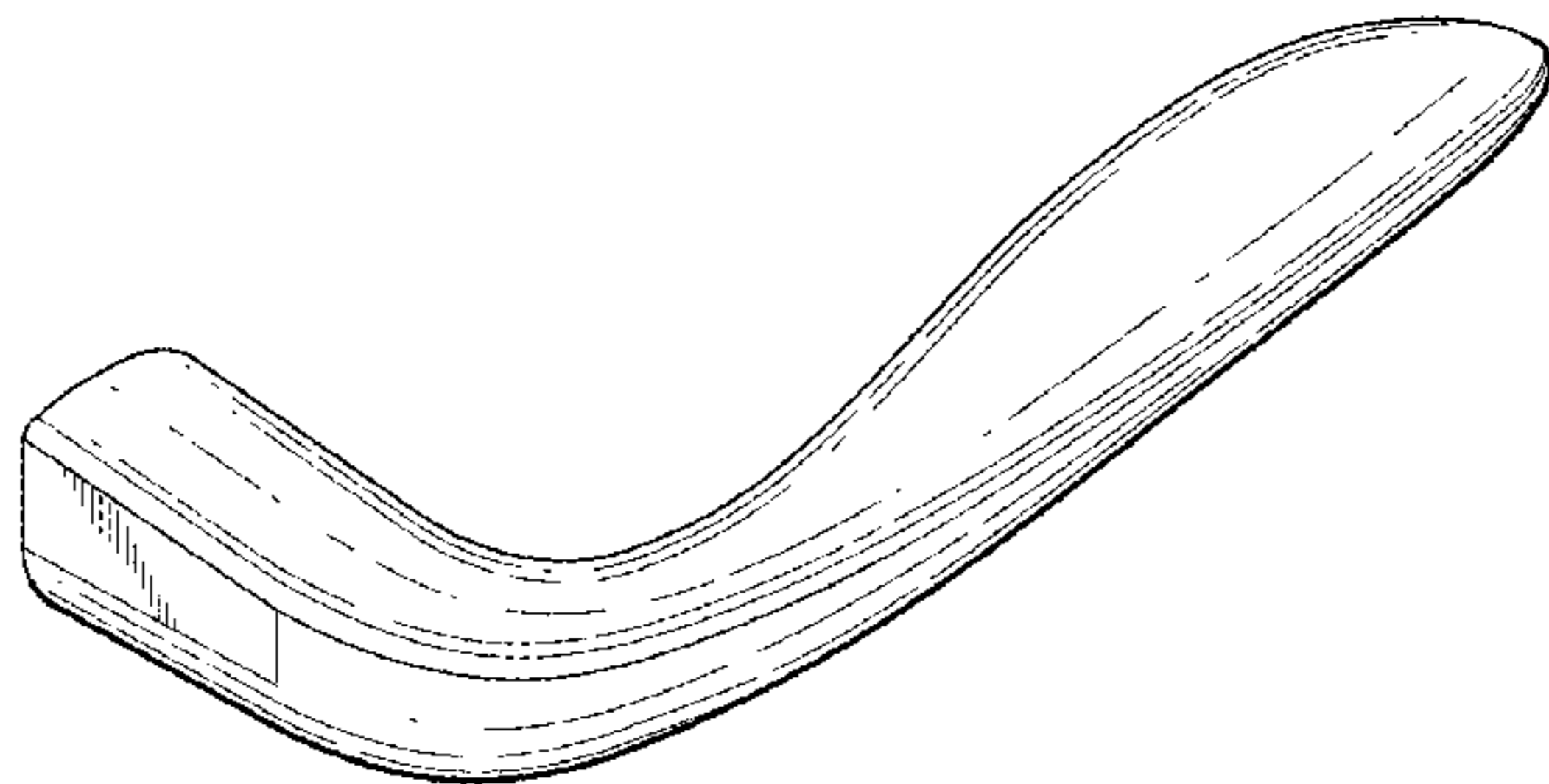


Fig. 1

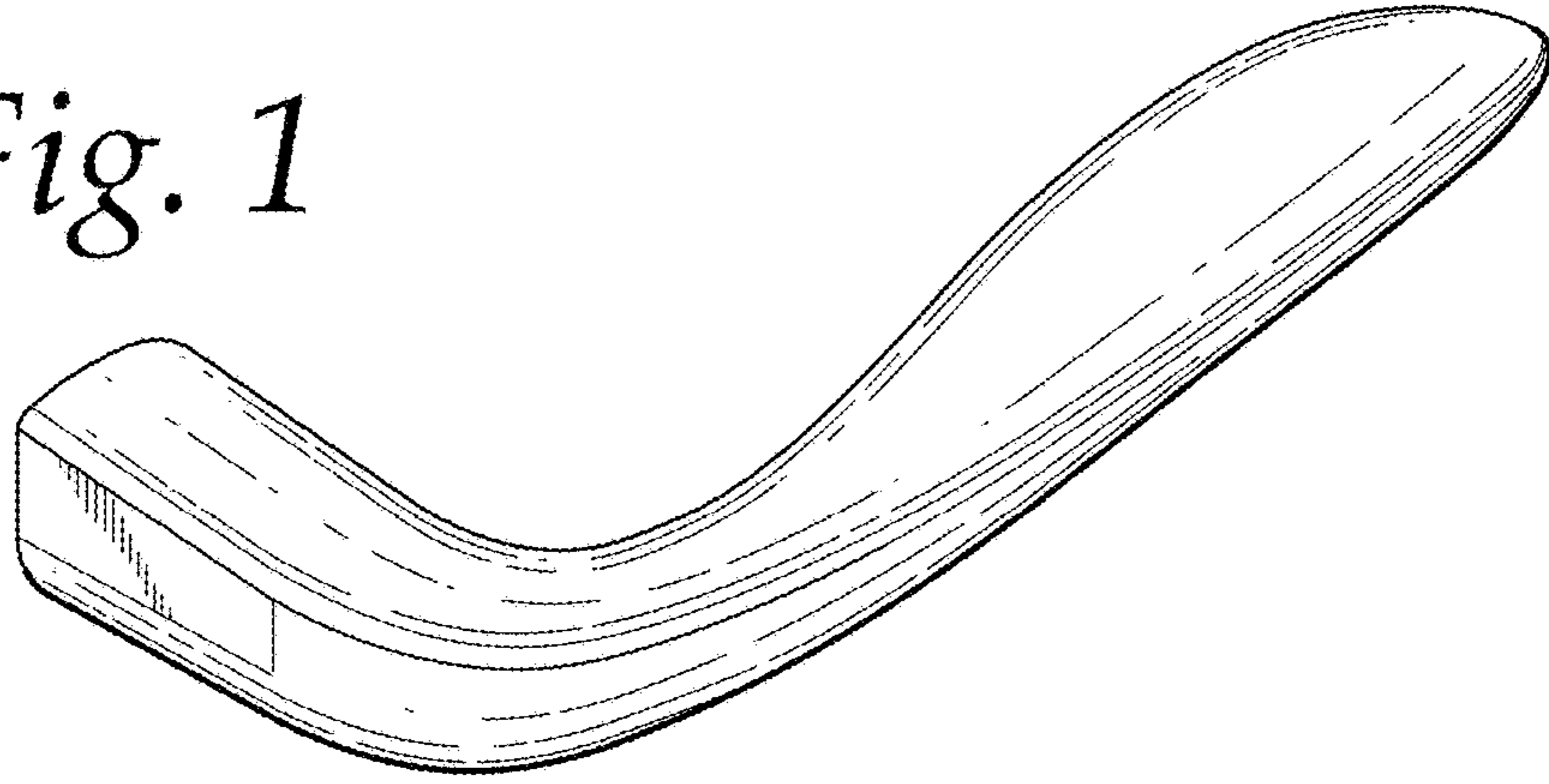


Fig. 2




Fig. 3

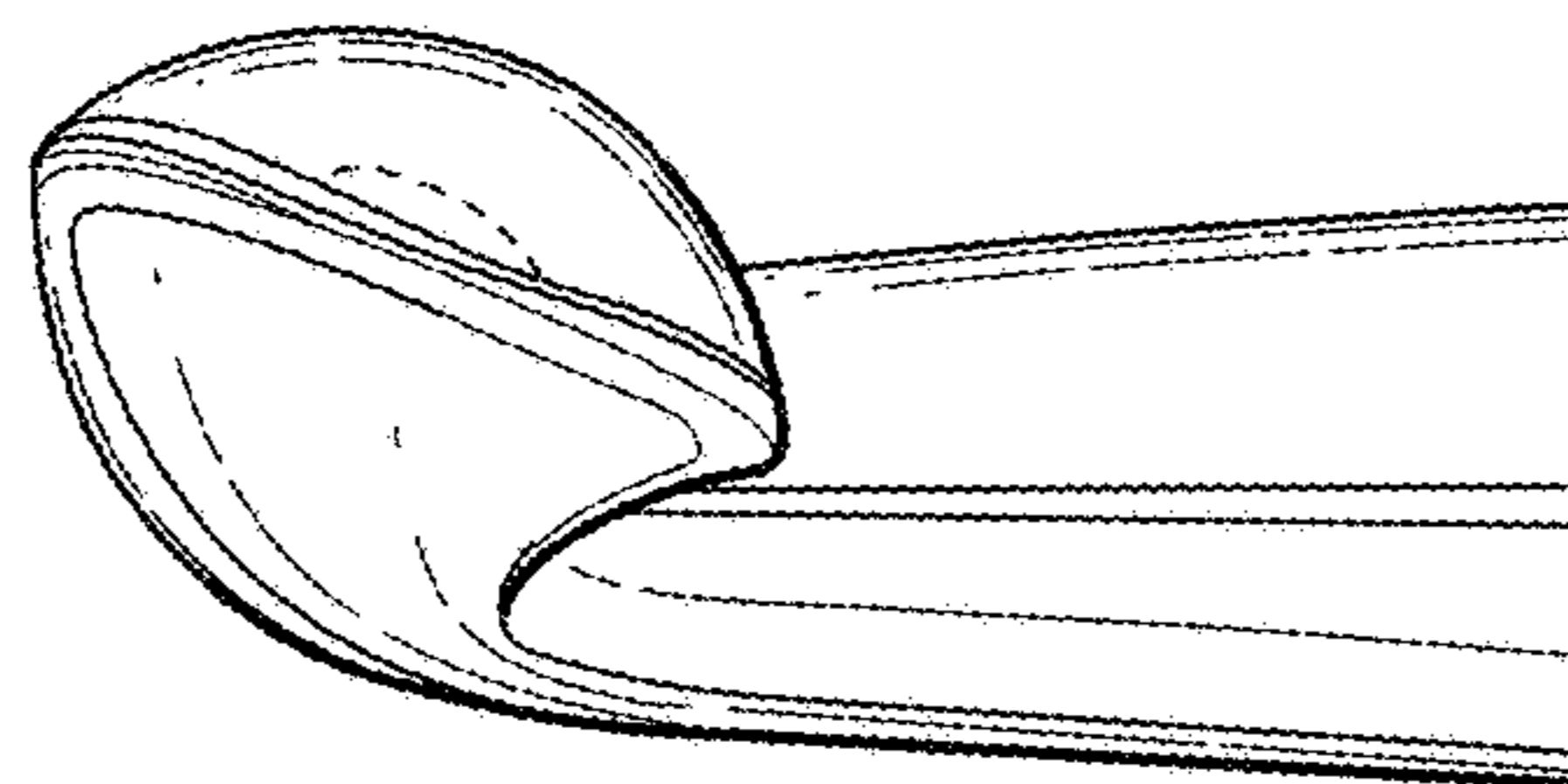


Fig. 4

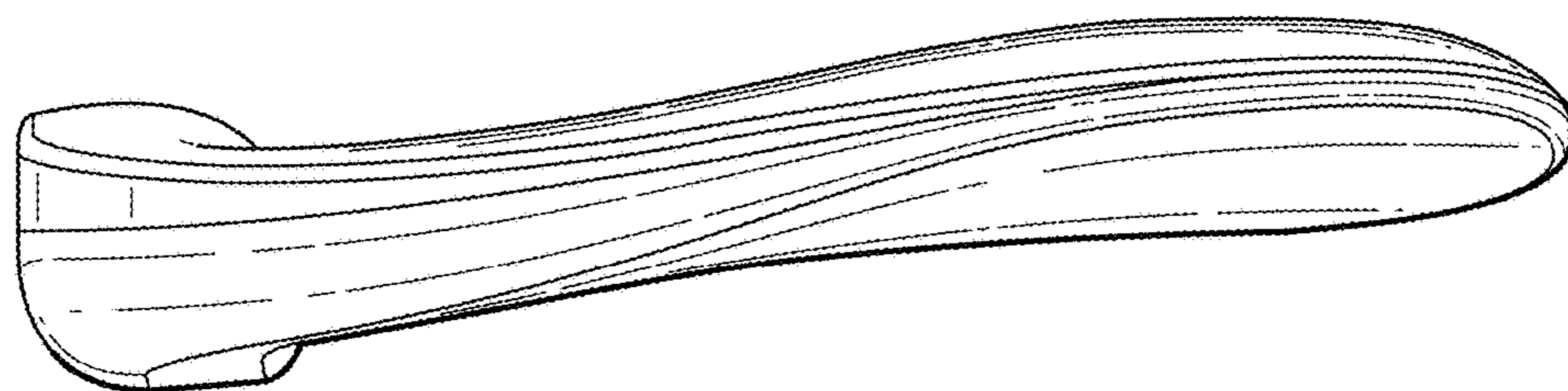


Fig. 5

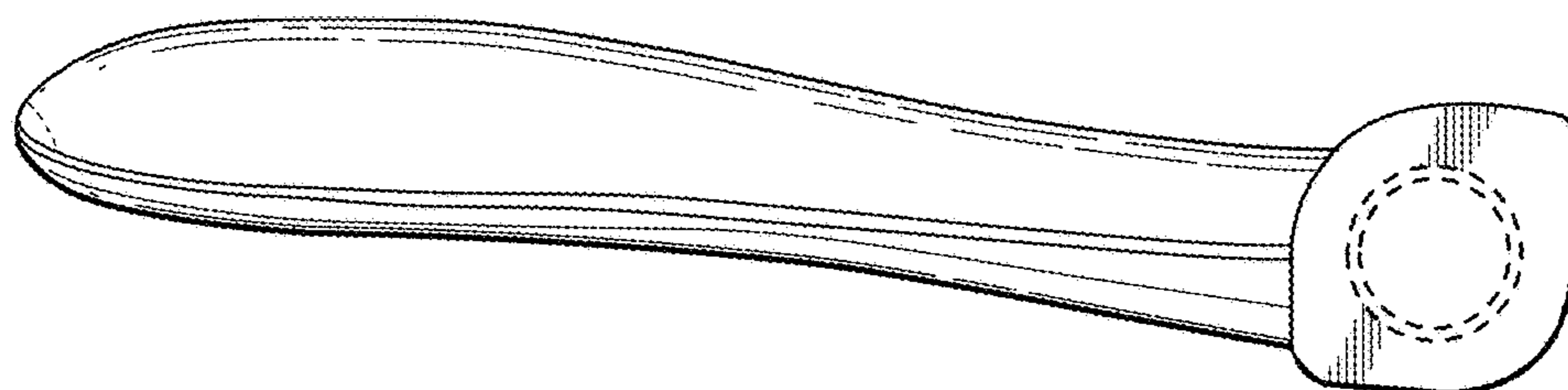


Fig. 6




Fig. 7

