



US00D806495S

(12) **United States Design Patent** (10) **Patent No.:** **US D806,495 S**
Chen (45) **Date of Patent:** **** *Jan. 2, 2018**

(54) **TOOL BIT** 6,098,499 A * 8/2000 Pool B25B 15/005
81/441
(71) Applicant: **Tuo-Jen Chen**, Taichung (TW) 6,425,307 B1 * 7/2002 Chen B25B 15/00
81/438
(72) Inventor: **Tuo-Jen Chen**, Taichung (TW) D600,525 S * 9/2009 Meng D8/86
7,634,956 B2 * 12/2009 Rivera B25F 1/003
7/118
(*) Notice: This patent is subject to a terminal dis- D646,138 S * 10/2011 Hsu D8/86
claimer. D653,096 S * 1/2012 Lucio D8/86
D653,517 S * 2/2012 Lucio D8/86
D662,802 S * 7/2012 DeBaker D8/86
(**) Term: **14 Years** 2007/0131069 A1 * 6/2007 Rivera B25F 1/003
81/450

(21) Appl. No.: **29/524,457**

(22) Filed: **Apr. 21, 2015**

(51) **LOC (11) Cl.** **08-04**

(52) **U.S. Cl.**
USPC **D8/86**

(58) **Field of Classification Search**
USPC D8/82, 86, 14, 105, 70; D9/542, 572,
D9/573, 574
CPC B25B 23/0035; B25B 23/0042; B25B
15/001; B25B 15/003; B25B 15/005;
B25F 1/02; B25F 1/003
See application file for complete search history.

(56) **References Cited**

U.S. PATENT DOCUMENTS

3,455,355 A * 7/1969 McLogan B25B 15/02
279/102
4,779,493 A * 10/1988 White B25F 1/02
81/177.4
5,295,423 A * 3/1994 Mikic B25B 23/0035
279/102
5,953,969 A * 9/1999 Rosenhan B25B 15/001
81/436

* cited by examiner

Primary Examiner — Philip S Hyder

(74) *Attorney, Agent, or Firm* — Rosenberg, Klein & Lee

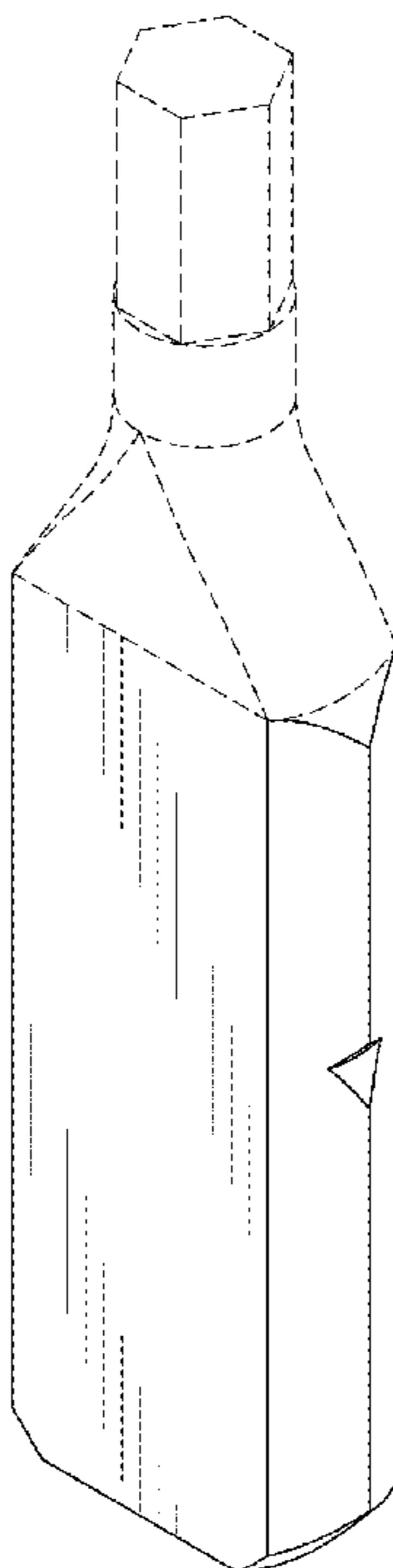
(57) **CLAIM**

The ornamental design for a tool bit, as shown and described.

DESCRIPTION

FIG. 1 is a perspective view of a tool bit showing my new design;
FIG. 2 is a front elevational view thereof;
FIG. 3 is a rear elevational view thereof;
FIG. 4 is a left side view thereof;
FIG. 5 is a right side view thereof;
FIG. 6 is a top plan view thereof; and,
FIG. 7 is a bottom plan view thereof.
The broken lines depict portions of the tool bit in which the design is embodied that are not considered part of the claimed design.

1 Claim, 6 Drawing Sheets



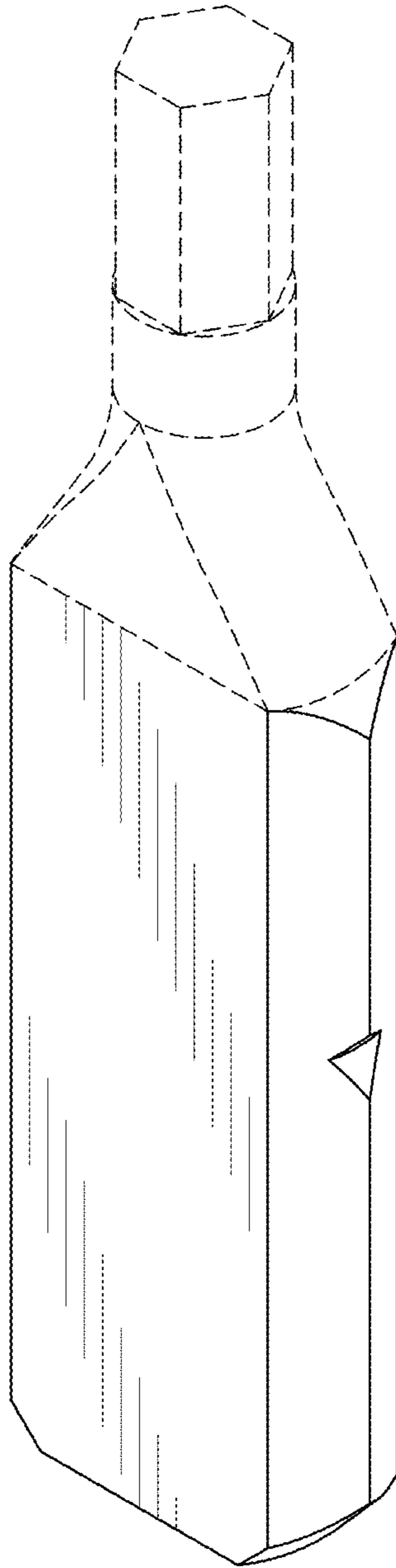


FIG.1

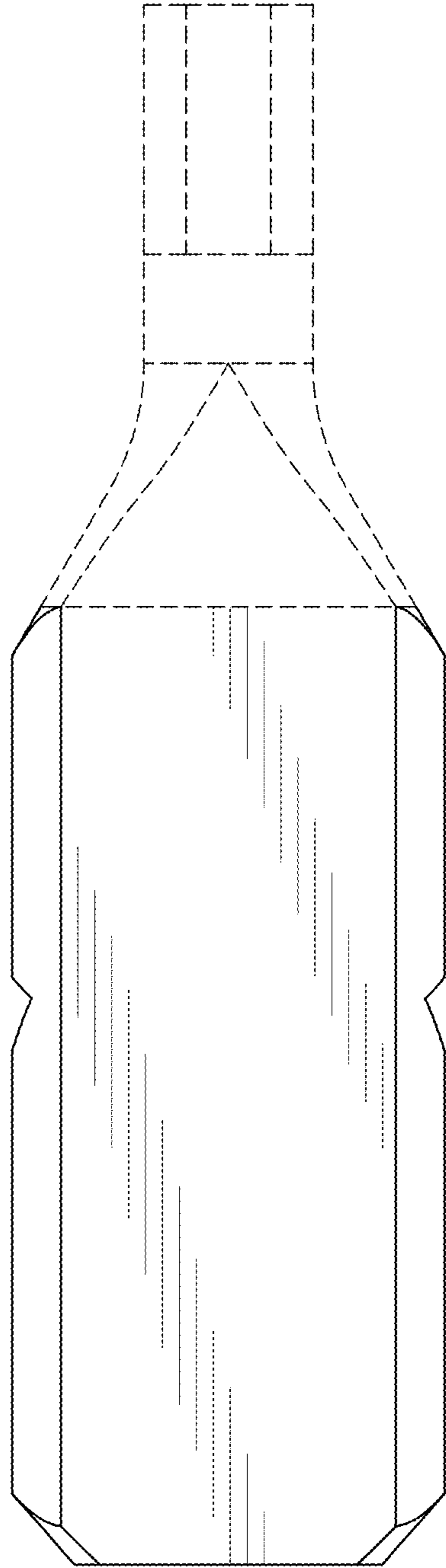


FIG. 2

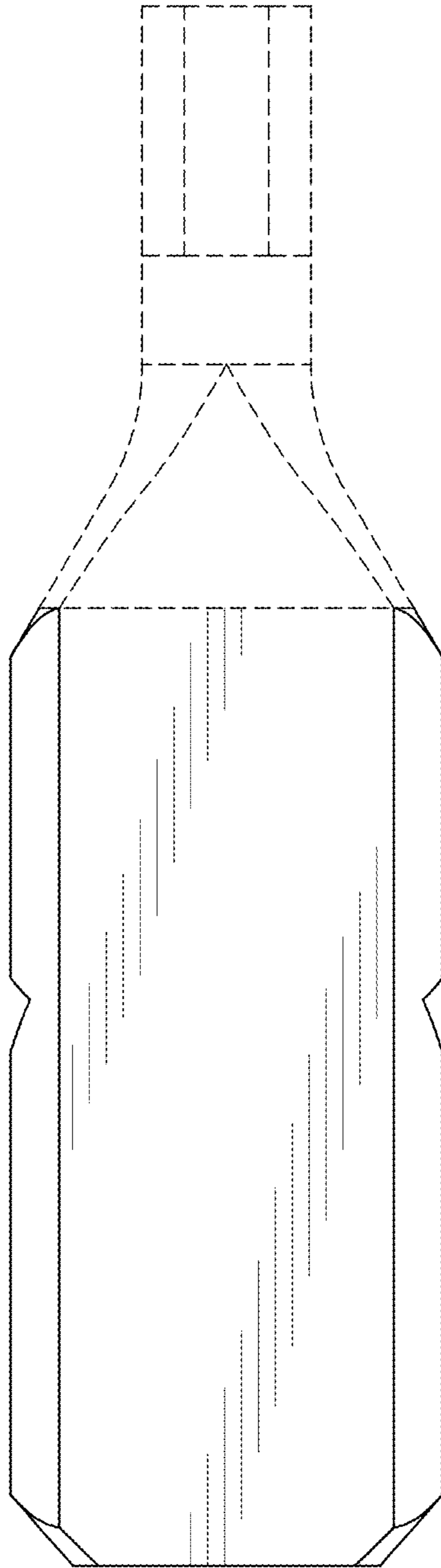


FIG. 3

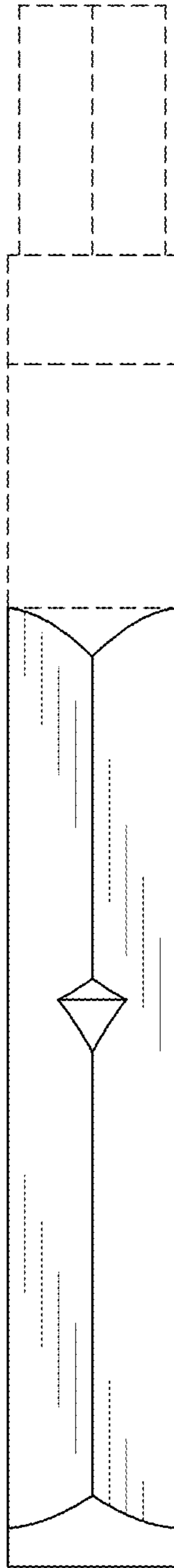


FIG.4

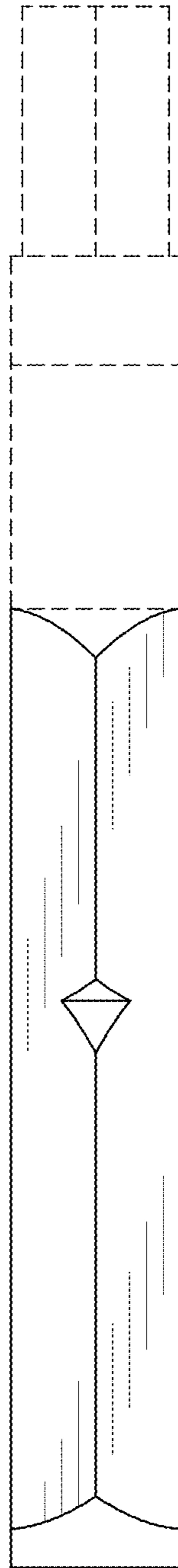


FIG.5

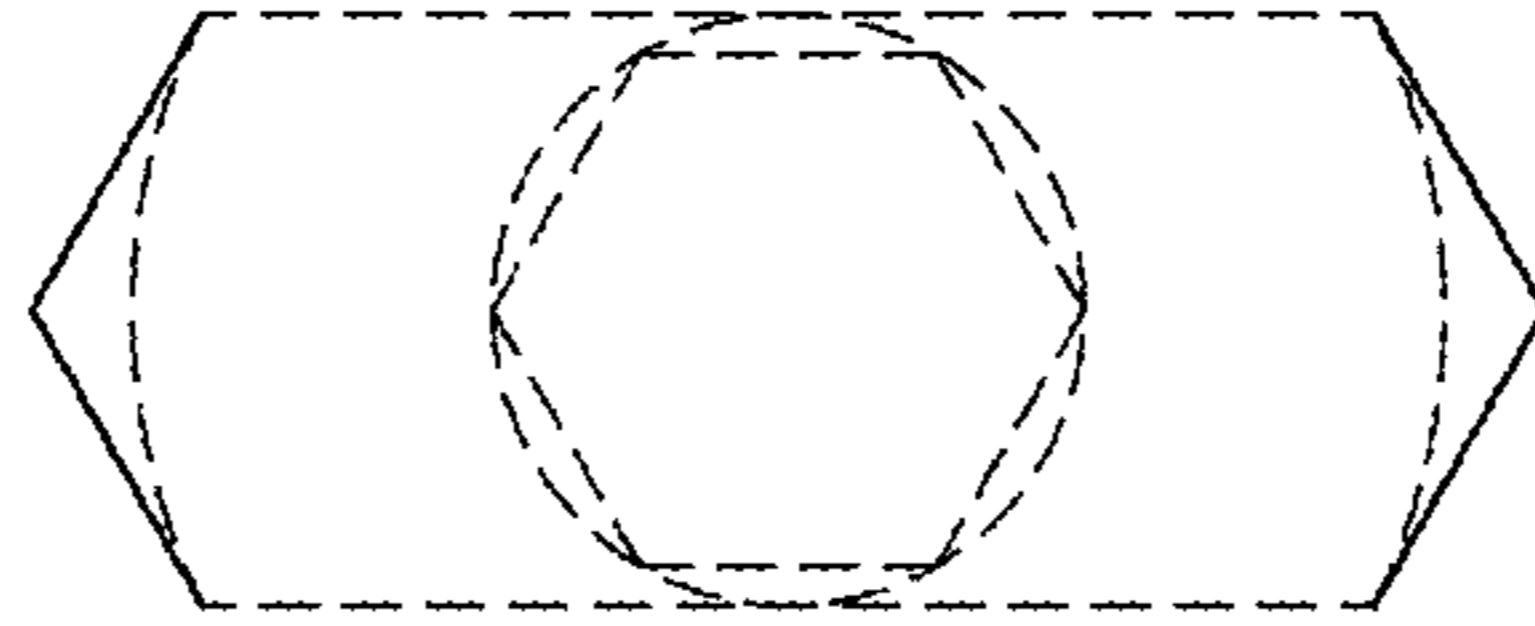


FIG. 6




FIG. 7