



US00D806486S

(12) **United States Design Patent**
Lopez

(10) **Patent No.:** **US D806,486 S**
(45) **Date of Patent:** **** Jan. 2, 2018**

(54) **FUNNEL**

D719,414 S * 12/2014 Hester D7/700
D728,326 S * 5/2015 Wirth D7/700
D728,329 S * 5/2015 Wirth D7/700

(71) Applicant: **JOBAR INTERNATIONAL, INC.**,
Carson, CA (US)

OTHER PUBLICATIONS

(72) Inventor: **Octavio Lopez**, Torrance, CA (US)

Amazon. Cuisipro 2 in 1 Funnel Set. Jan. 3, 2011 [earliest online date], [site visited Apr. 13, 2017]. Available from Internet, <URL:https://www.amazon.com/Cuisipro-3-1-Funnel-Set/dp/B003ANFA40>.*

(73) Assignee: **Jobar International, Inc.**, Carson, CA (US)

Amazon. Handy Gourmet 3-in-1 Funnel with Handle. 2017 [earliest online date], [site visited Apr. 14, 2017]. Available from Internet, <URL:https://www.amazon.com/dp/B01MTXCOR2/ref=olp_product_details?_encoding=UTF8&me=>.* Cuisipro; Funnel 3-in 1; webpage; http://www.cuisipro.com/en/Cooking/Funnel-3-in1-plu74-7152.html; printed Jan. 7, 2016.

(**) Term: **15 Years**

(21) Appl. No.: **29/552,128**

(22) Filed: **Jan. 20, 2016**

(51) **LOC (11) Cl.** **07-99**

* cited by examiner

(52) **U.S. Cl.**

USPC **D7/700**

(58) **Field of Classification Search**

USPC D7/213, 368, 387, 669, 700; D9/434, D9/435, 436, 440, 443, 447, 499

CPC B01D 23/28; B01F 7/00541; B67C 11/00
See application file for complete search history.

Primary Examiner — Robert M Spear

Assistant Examiner — Darcey E Heflin

(74) *Attorney, Agent, or Firm* — Lewis Roca Rothgerber Christie LLP

(57) **CLAIM**

The ornamental design for a funnel, as shown and described.

(56) **References Cited**

DESCRIPTION

U.S. PATENT DOCUMENTS

D143,458 S * 1/1946 Zabel D7/700
D205,236 S * 7/1966 Hg 141/331
D299,301 S * 1/1989 Wirth D7/700
D420,869 S * 2/2000 Diehl D23/200
D489,231 S * 5/2004 Moeller D7/700
D541,116 S * 4/2007 Upham D7/700
D558,516 S * 1/2008 Bulala D7/387
D593,383 S * 6/2009 Pallotto D7/700
D708,919 S * 7/2014 Lin D7/700
D716,908 S * 11/2014 Alesi D23/200
D718,990 S * 12/2014 Hester D7/700

FIG. 1 is a perspective view of a funnel design;
FIG. 2 is a front view thereof;
FIG. 3 is a left side view, which is the same as the right side view, thereof;
FIG. 4 is a rear view thereof;
FIG. 5 is a top view thereof; and,
FIG. 6 is a bottom view thereof.
In the drawings, the broken lines showing portions of a funnel depict environment and form no part of the claim.

1 Claim, 6 Drawing Sheets




FIG. 1




FIG. 2

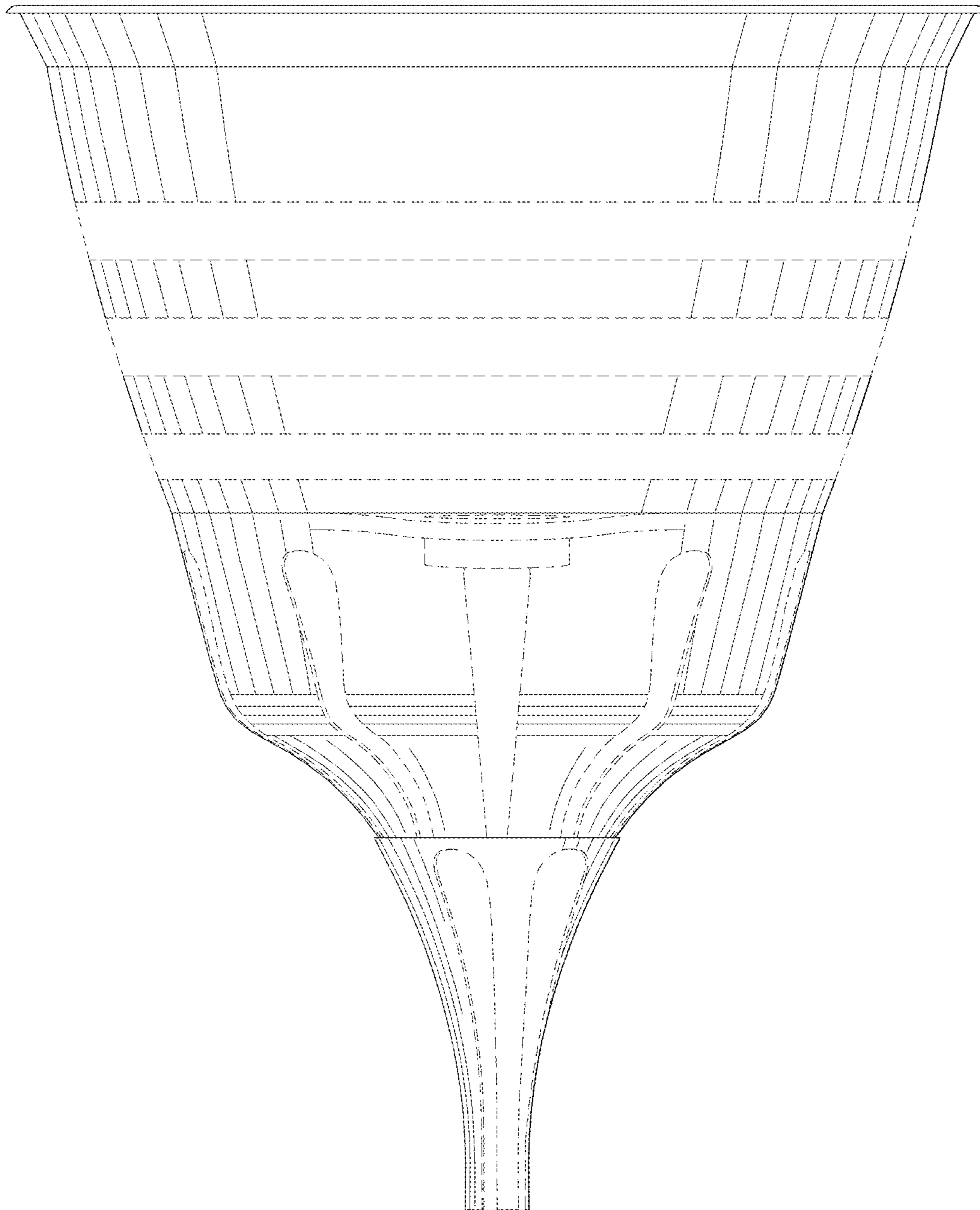


FIG. 3

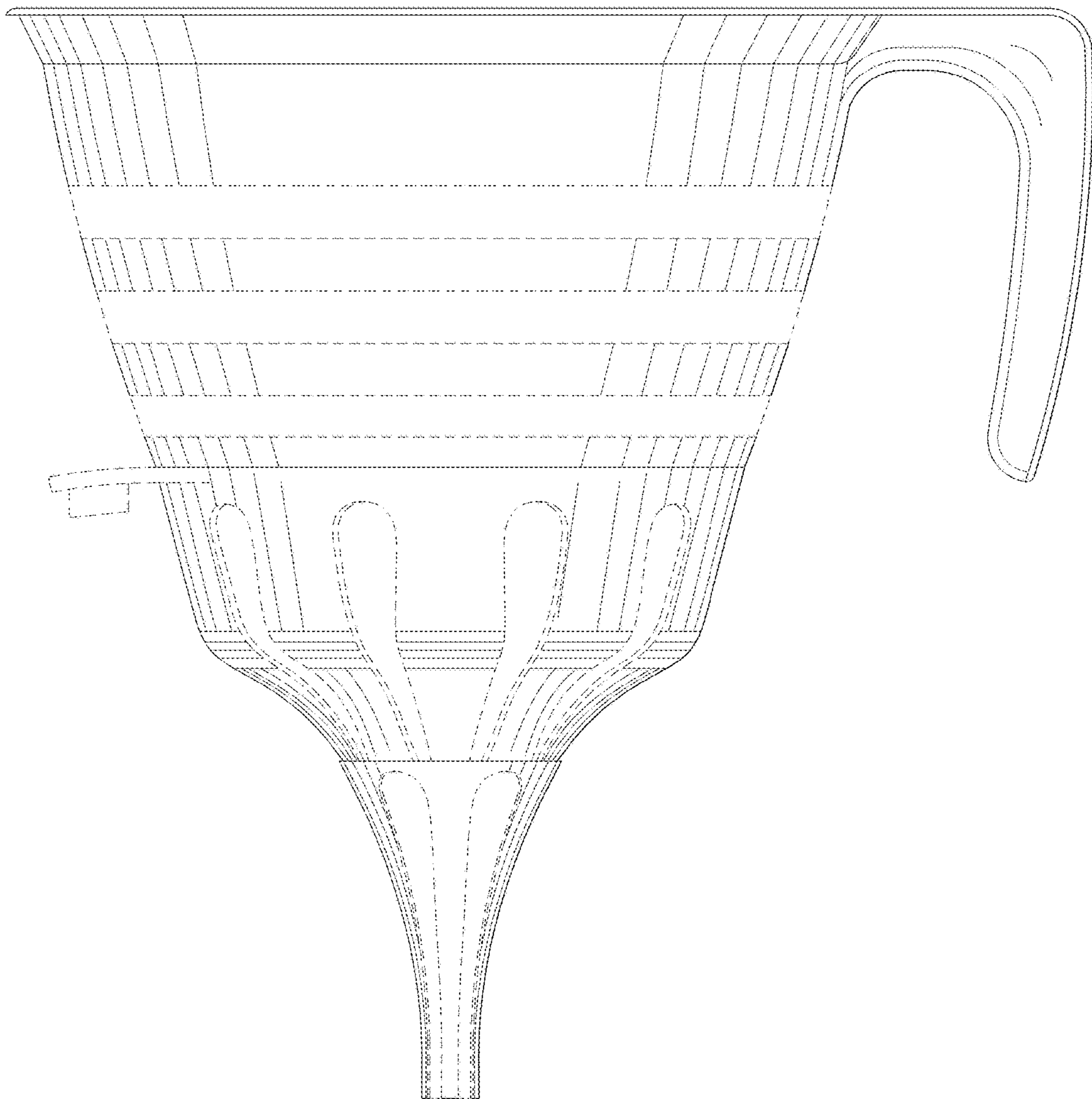


FIG. 4

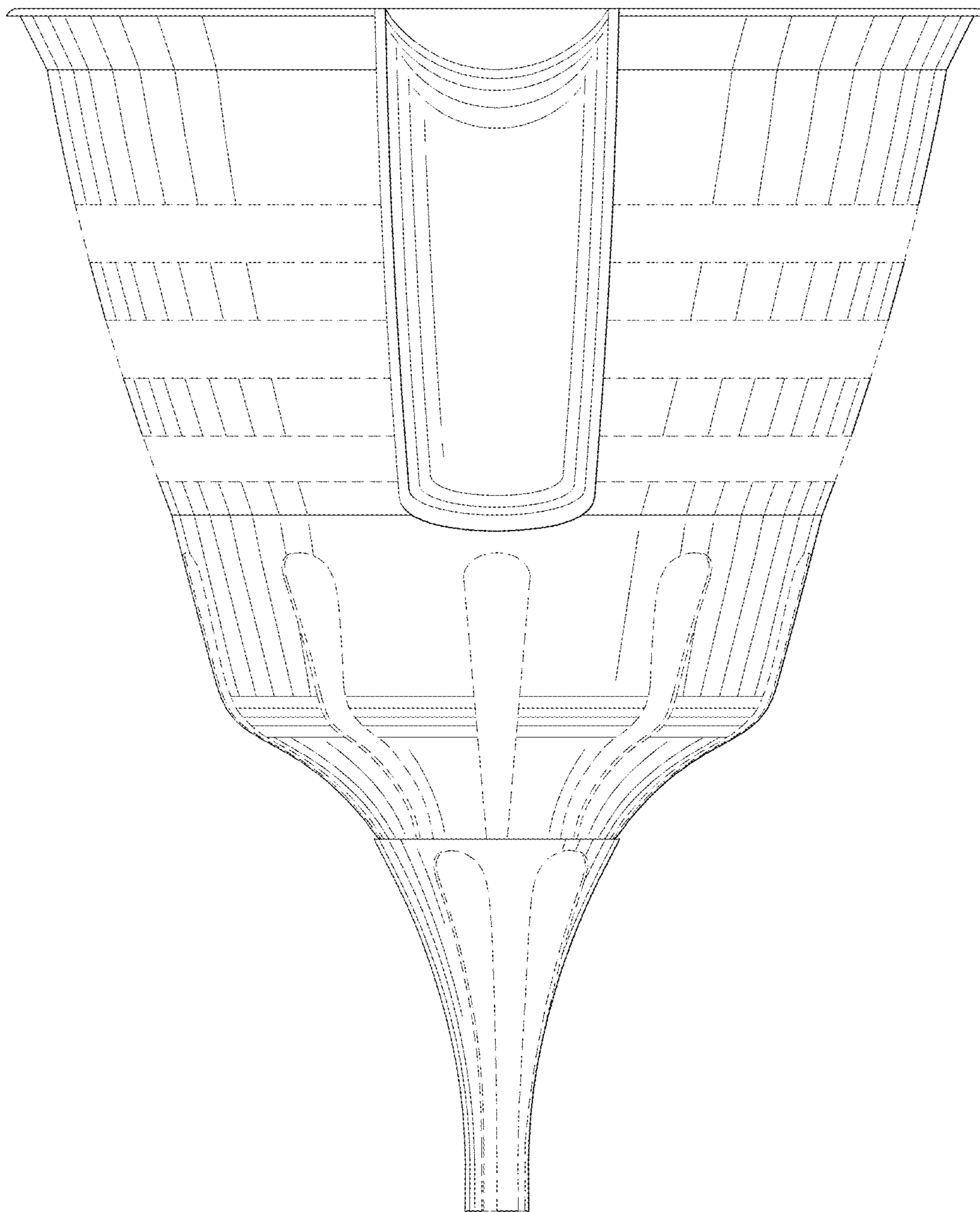


FIG. 5

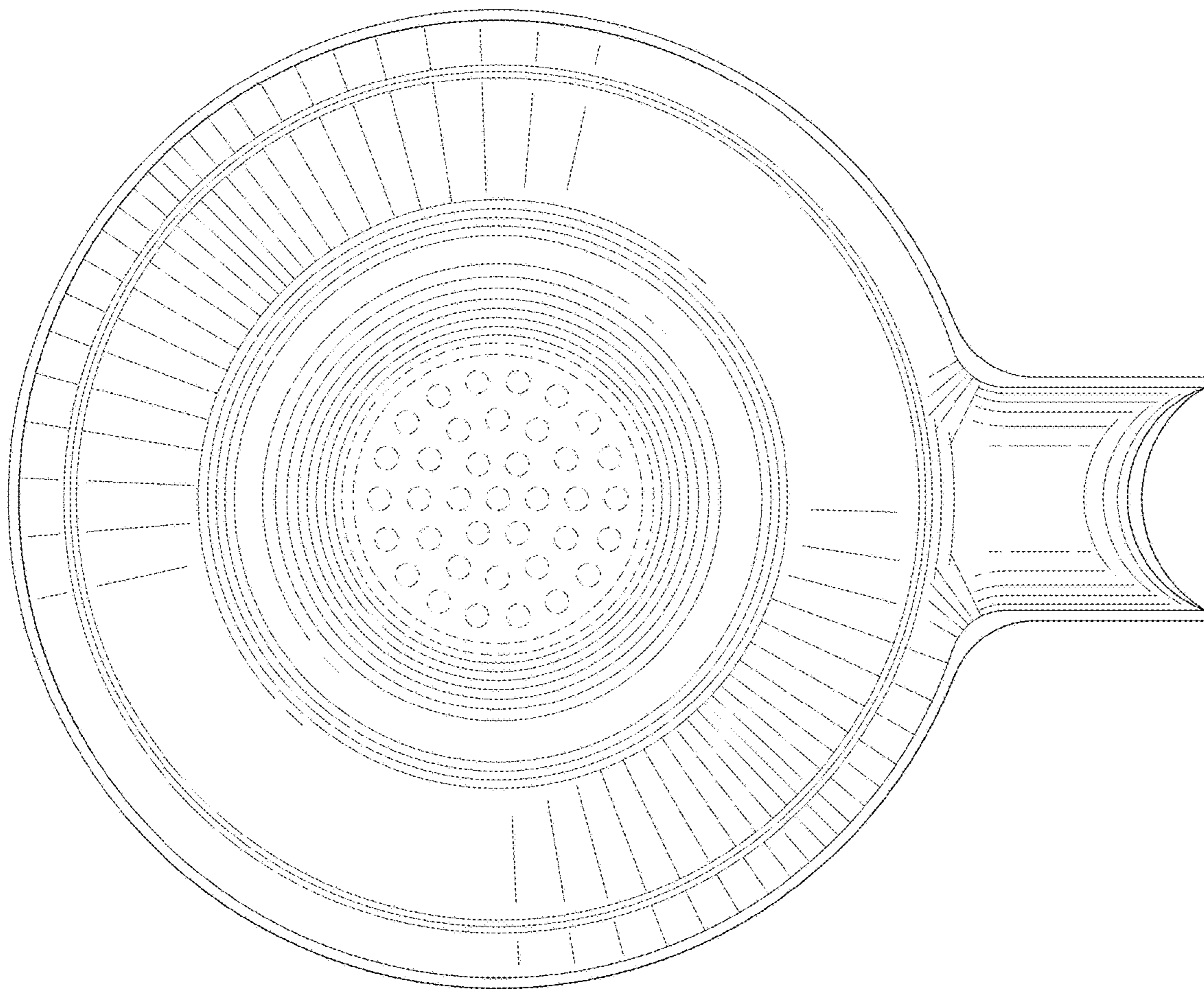


FIG. 6

