



US00D806479S

(12) **United States Design Patent**
Perrulli et al.

(10) **Patent No.:** **US D806,479 S**
(45) **Date of Patent:** **** Jan. 2, 2018**

(54) **WINE GLASS WITH POUTED LIP**

(71) Applicant: **govino, LLC**, St. Helena, CA (US)

(72) Inventors: **Joseph T. Perrulli**, St. Helena, CA (US); **Boyd I. Willat**, Culver City, CA (US)

(73) Assignee: **govino, LLC**, Newport Beach, CA (US)

(**) Term: **15 Years**

(21) Appl. No.: **29/571,975**

(22) Filed: **Jul. 22, 2016**

Related U.S. Application Data

(63) Continuation of application No. 14/985,272, filed on Dec. 30, 2015, which is a continuation of application No. 12/939,658, filed on Nov. 4, 2010, now Pat. No. 9,227,772.

(51) **LOC (11) Cl.** **07-01**

(52) **U.S. Cl.**
USPC **D7/523**; D7/509

(58) **Field of Classification Search**
USPC D7/507, 509, 510, 511, 523, 528, 529, D7/533, 532, 534; 220/592.16, 592.17, 220/495.03; D11/143, 144
CPC A47G 19/2227; A47G 19/2272; A47G 19/2205; A47G 19/22; A45F 3/16; B65D 47/066; A47J 43/27
See application file for complete search history.

(56) **References Cited**

U.S. PATENT DOCUMENTS

D219,529 S * 12/1970 Uhrmann 215/383
D519,320 S * 4/2006 Festa D7/509

D550,034 S * 9/2007 Bodum D7/509
D577,547 S * 9/2008 Willat D7/509
D646,926 S * 10/2011 Willat D7/509
D650,633 S * 12/2011 Birgers D7/509
D663,589 S * 7/2012 Pascot D7/509
D685,218 S * 7/2013 Willat D7/316
D698,603 S * 2/2014 Huckestein D7/509
8,807,340 B2 * 8/2014 Zimmer A47G 19/2205
206/509
D724,898 S * 3/2015 Willat D7/523
D777,519 S * 1/2017 Levy D7/509
2006/0249518 A1 * 11/2006 Festa A47G 19/2205
220/669
2011/0132781 A1 * 6/2011 Willat B65D 1/0276
206/217

* cited by examiner

Primary Examiner — Marianne Pandozzi

Assistant Examiner — Jae Liang

(74) *Attorney, Agent, or Firm* — Lowry Blixseth LLP;
Scott M. Lowry

(57) **CLAIM**

The ornamental design for a wine glass with pouted lip, as shown and described.

DESCRIPTION

FIG. 1 is a top, front, left side perspective view of a wine glass with pouted lip showing our new design;
FIG. 2 is a front elevational view thereof;
FIG. 3 is a left side elevational view thereof; the right side elevational view being a mirror image thereof;
FIG. 4 is a rear elevational view thereof;
FIG. 5 is a top plan view thereof; and,
FIG. 6 is a bottom plan view thereof.

1 Claim, 6 Drawing Sheets

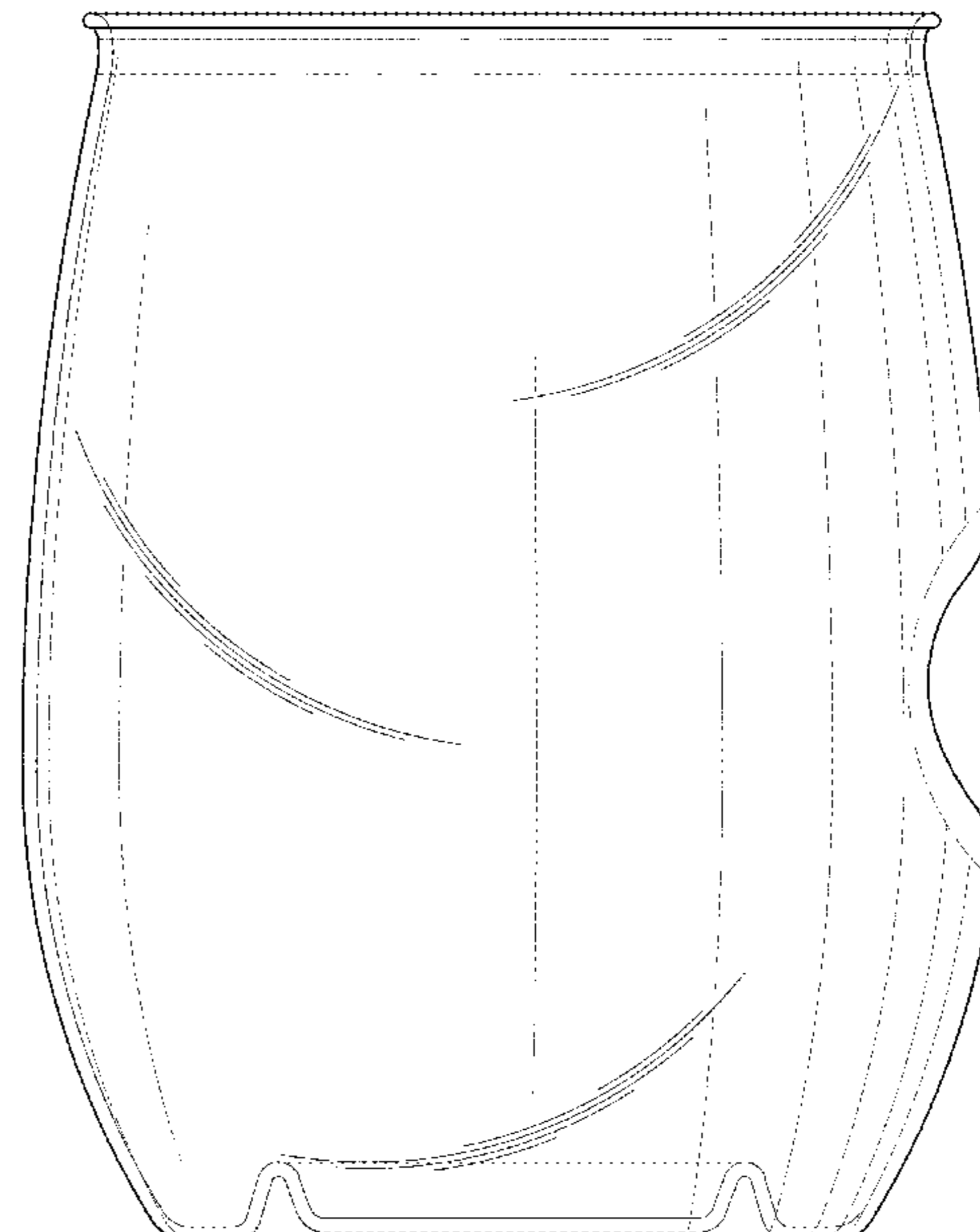
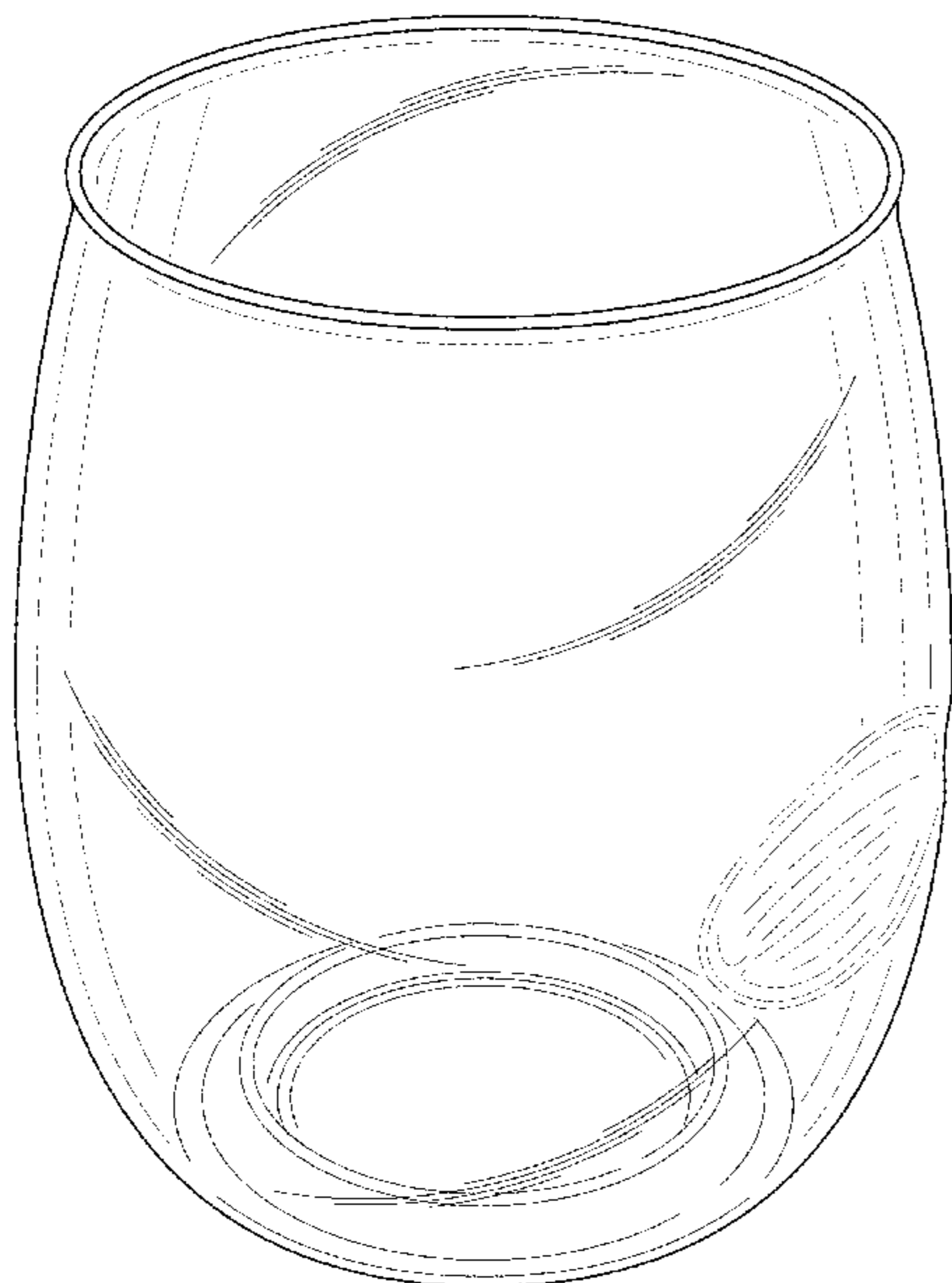




FIG. 1

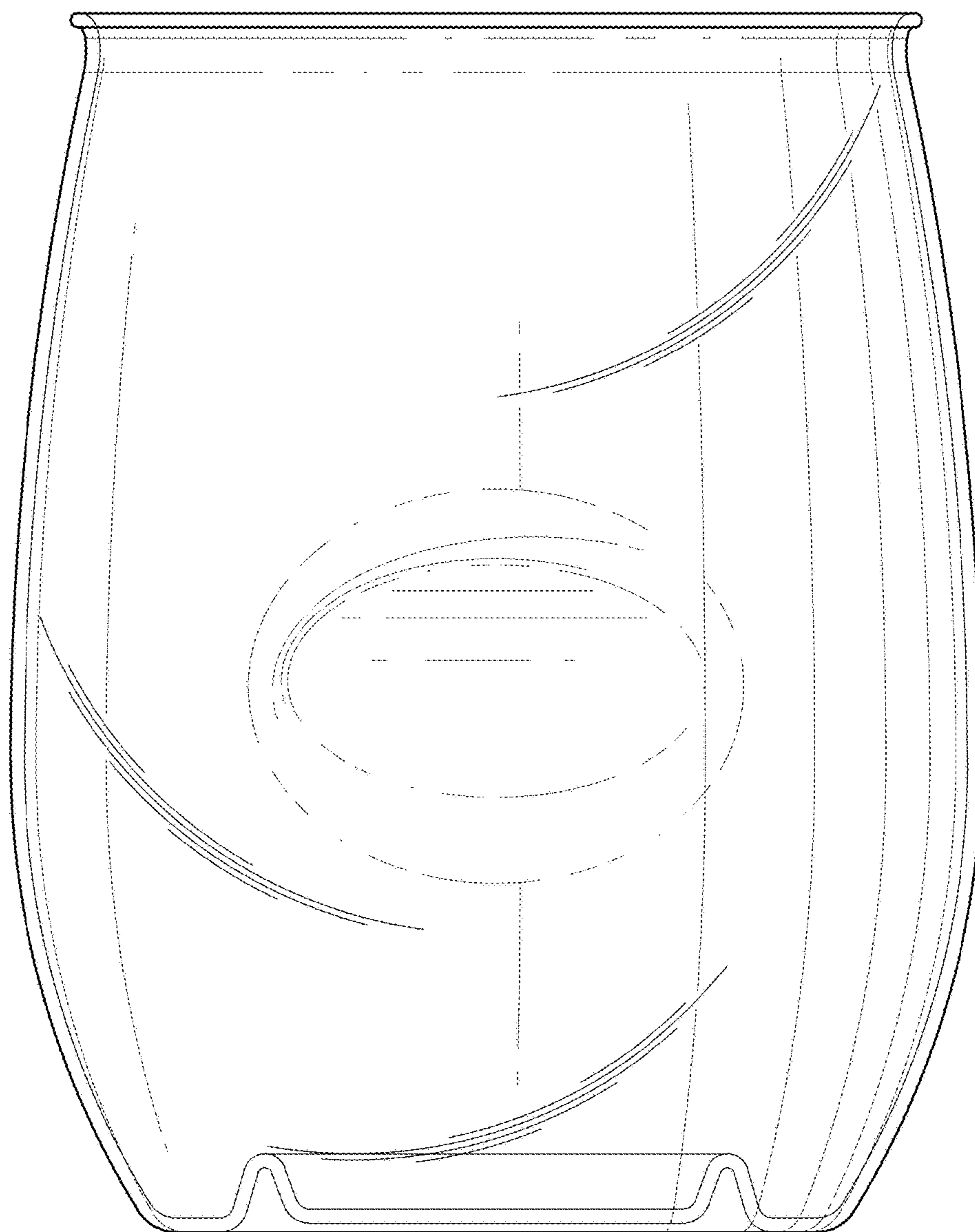


FIG. 2



FIG. 3

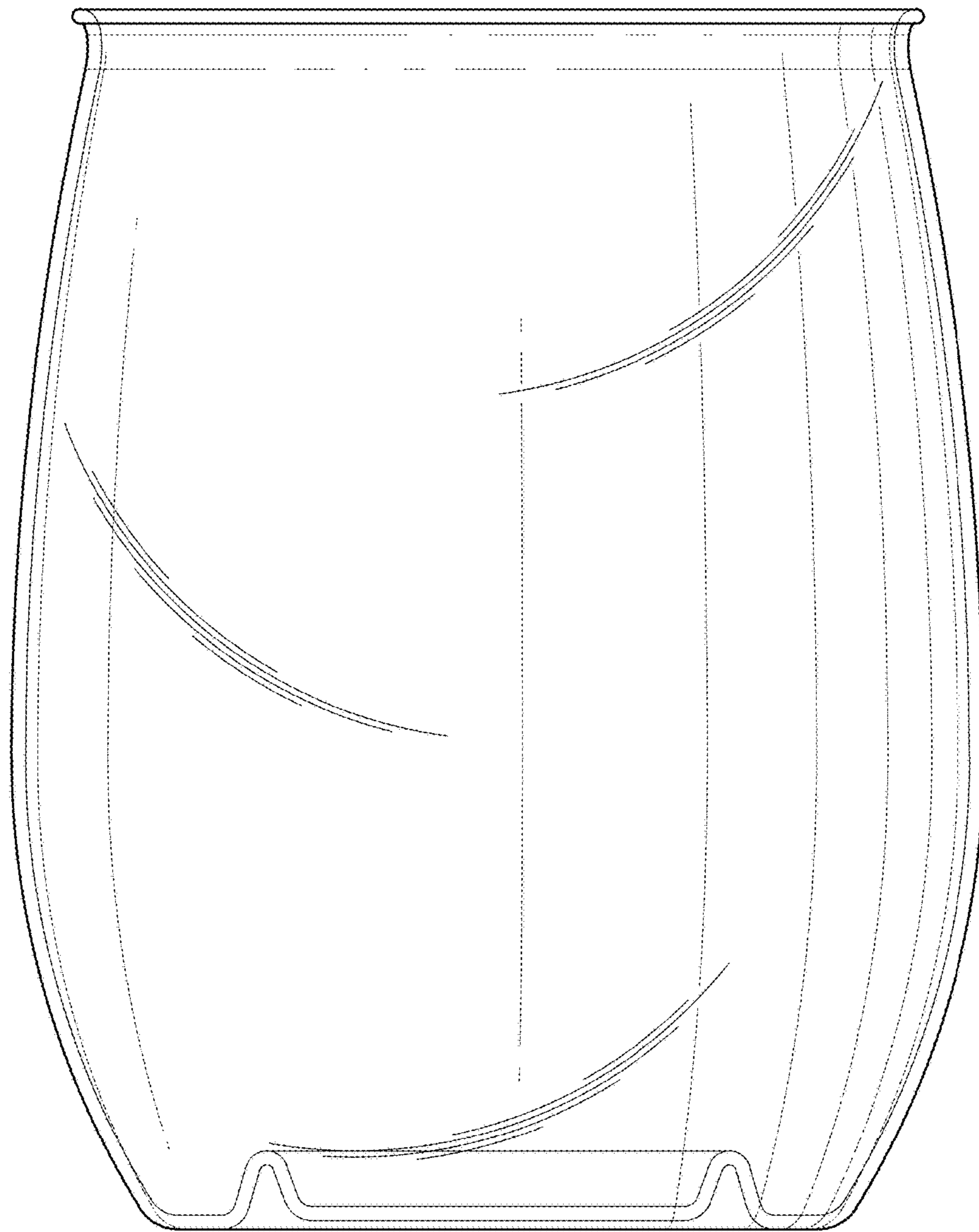


FIG. 4

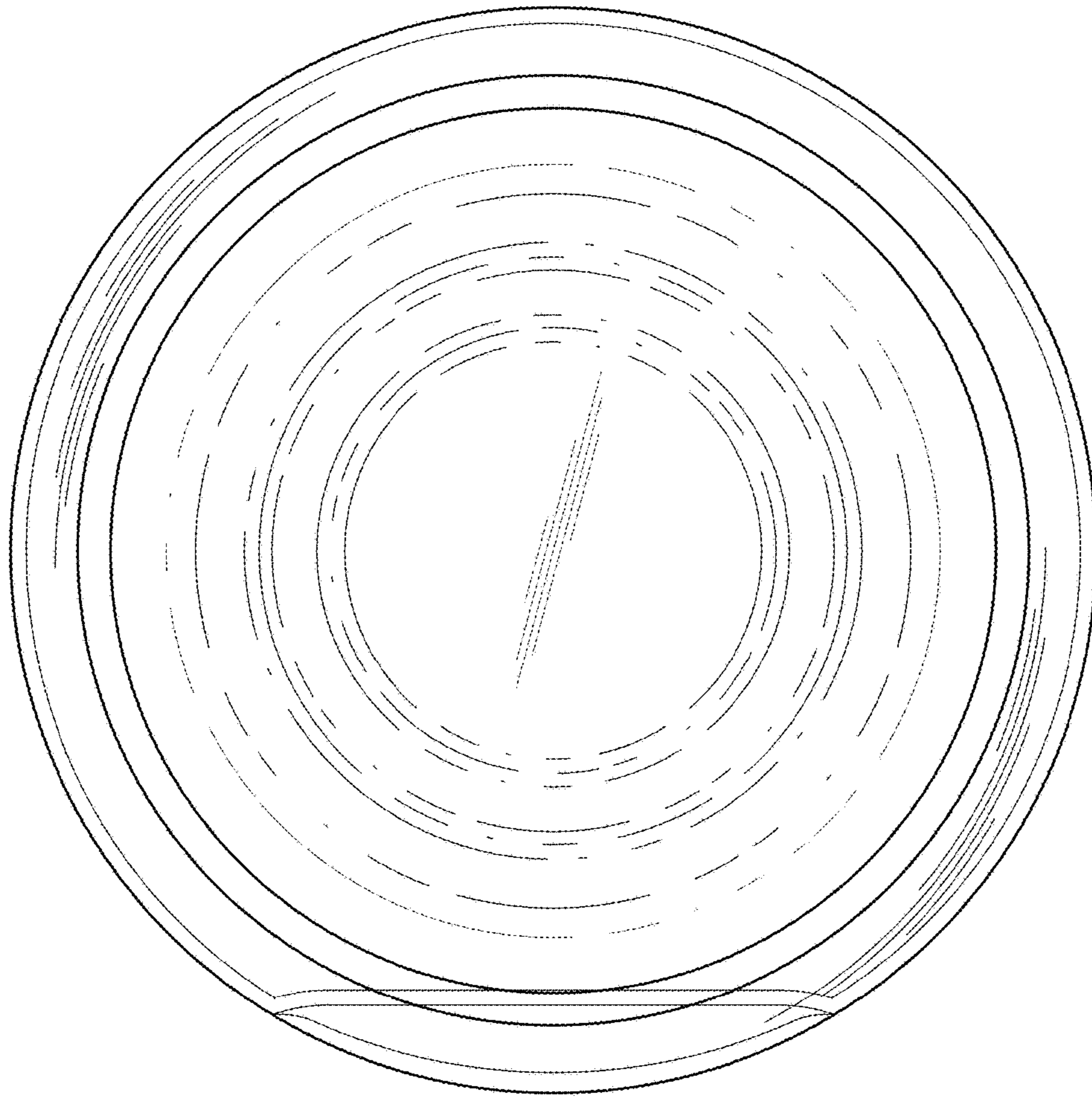


FIG. 5

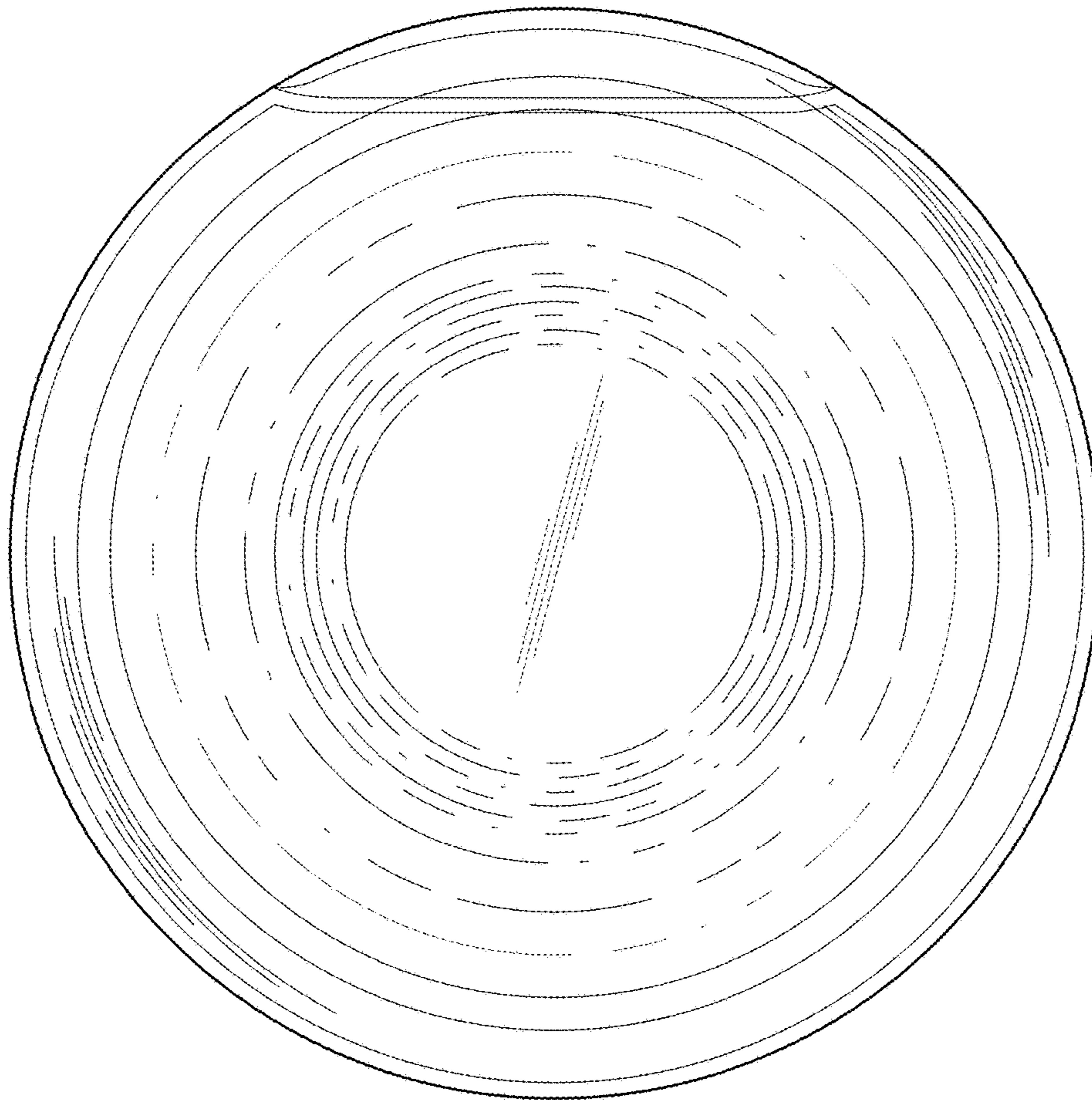


FIG. 6