



US00D806478S

(12) **United States Design Patent**
Struggl

(10) **Patent No.:** **US D806,478 S**

(45) **Date of Patent:** **** Jan. 2, 2018**

(54) **GLASS**

(71) Applicant: **ASCENDO MEDIENAGENTUR AG,**
Gambrin-Bendern (LI)

(72) Inventor: **Ewald Struggl,** Mauren (LI)

(73) Assignee: **ASCENDO MEDIENAGENTUR AG,**
Gambrin-Bendern (LI)

(**) Term: **15 Years**

(21) Appl. No.: **29/533,348**

(22) Filed: **Jul. 16, 2015**

(30) **Foreign Application Priority Data**

Jan. 16, 2015 (EM) 002615534

(51) **LOC (11) Cl.** **07-01**

(52) **U.S. Cl.**
USPC **D7/523; D7/509**

(58) **Field of Classification Search**
USPC D7/507, 509, 510, 511, 523, 529, 530,
D7/532, 584; D11/143, 144; D26/9, 11;
220/592.16, 592.17, 200, 495.03, 494,
220/62.12, 662, 663; 215/377, 371, 374
CPC A47G 19/22; A47G 19/2205; A47G
19/2222; B65D 3/22; B65D 90/02; A01G
9/00

See application file for complete search history.

(56) **References Cited**

U.S. PATENT DOCUMENTS

2,839,209 A * 6/1958 Lester A47G 19/22
215/13.1
D357,085 S * 4/1995 Ratia D26/10
D438,430 S * 3/2001 Gabrhel D7/509

D519,785 S * 5/2006 Bodum D7/509
D550,033 S * 9/2007 Bodum D7/509
D550,034 S * 9/2007 Bodum D7/509
D551,502 S * 9/2007 Bodum D7/509
D553,440 S * 10/2007 Bodum D7/500
D553,909 S * 10/2007 Bodum D7/500
D578,827 S * 10/2008 Barducci D7/507
D597,791 S * 8/2009 Lion D7/509
D597,792 S * 8/2009 Lion D7/509
D631,294 S * 1/2011 Ross D7/507
D651,467 S * 1/2012 Bodum D7/509
D695,569 S * 12/2013 Huckestein D7/509
D698,603 S * 2/2014 Huckestein D7/509
D731,916 S * 6/2015 Kasha A47G 7/06
D744,283 S * 12/2015 Thun D11/153
D744,284 S * 12/2015 Thun D7/509
D757,497 S * 5/2016 Bodum D7/509
2010/0288776 A1 * 11/2010 Bodum A47J 41/0077
220/592.2
2015/0313392 A1 * 11/2015 Melton A47G 19/2288
220/592.17

* cited by examiner

Primary Examiner — Marianne Pandozzi

Assistant Examiner — Jae Liang

(74) *Attorney, Agent, or Firm* — McGlew and Tuttle, P.C.

(57) **CLAIM**

The ornamental design for a glass, as shown and described.

DESCRIPTION

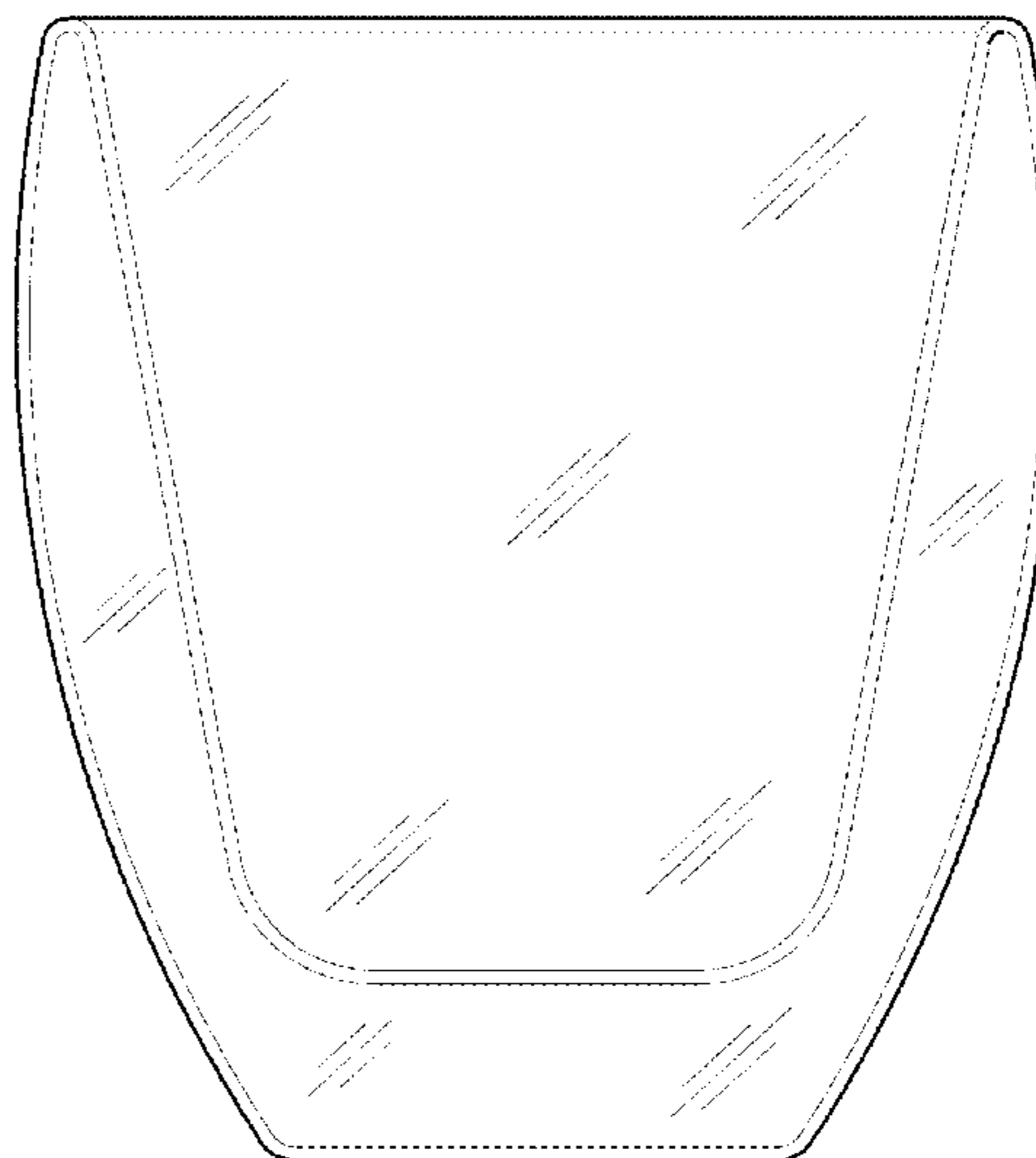
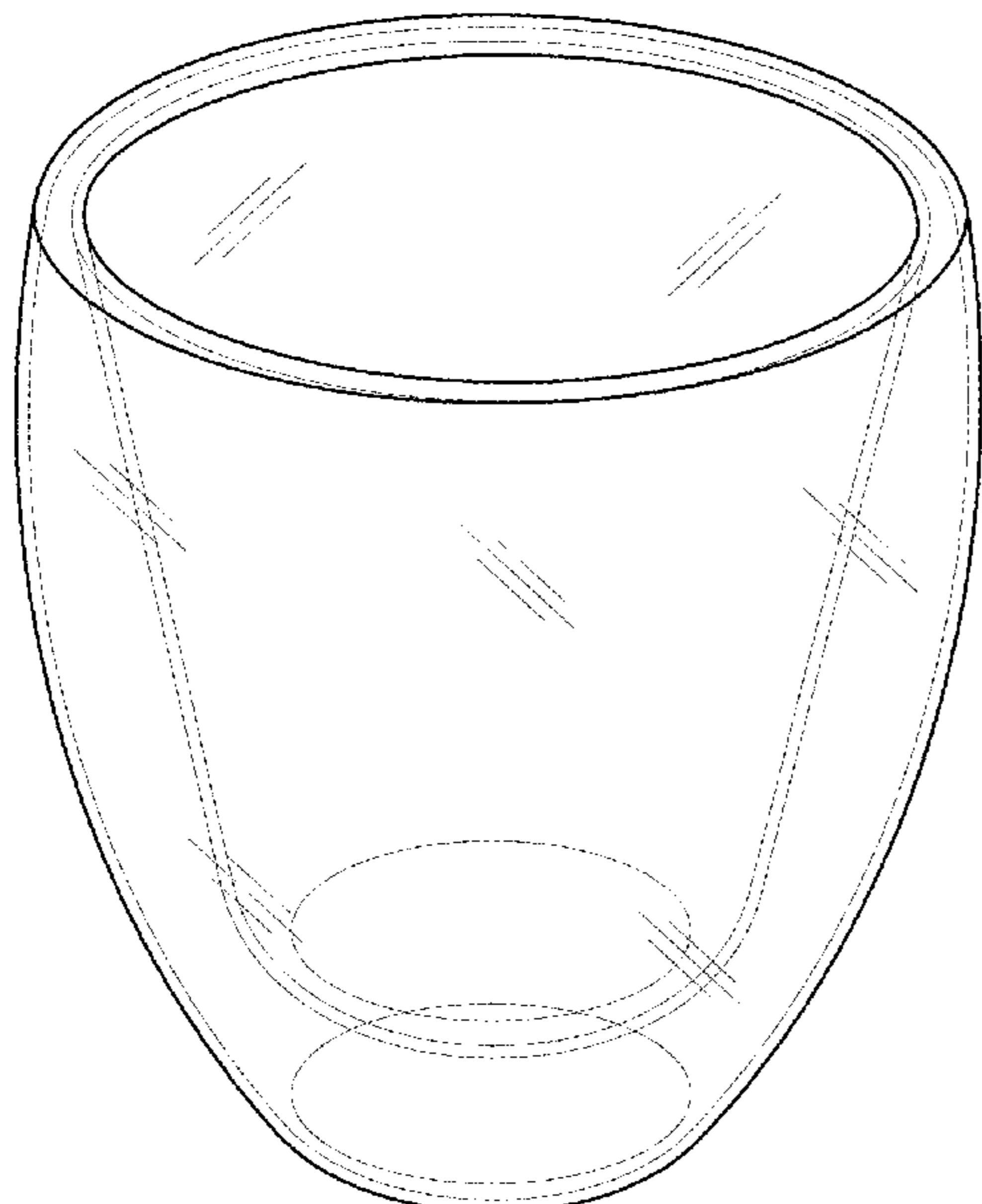
FIG. 1 is a front perspective view of a glass showing my new design;

FIG. 2 is a front view thereof; the rear and side views are identical;

FIG. 3 is a top view thereof; and,

FIG. 4 is a bottom view thereof.

1 Claim, 4 Drawing Sheets






Fig. 1

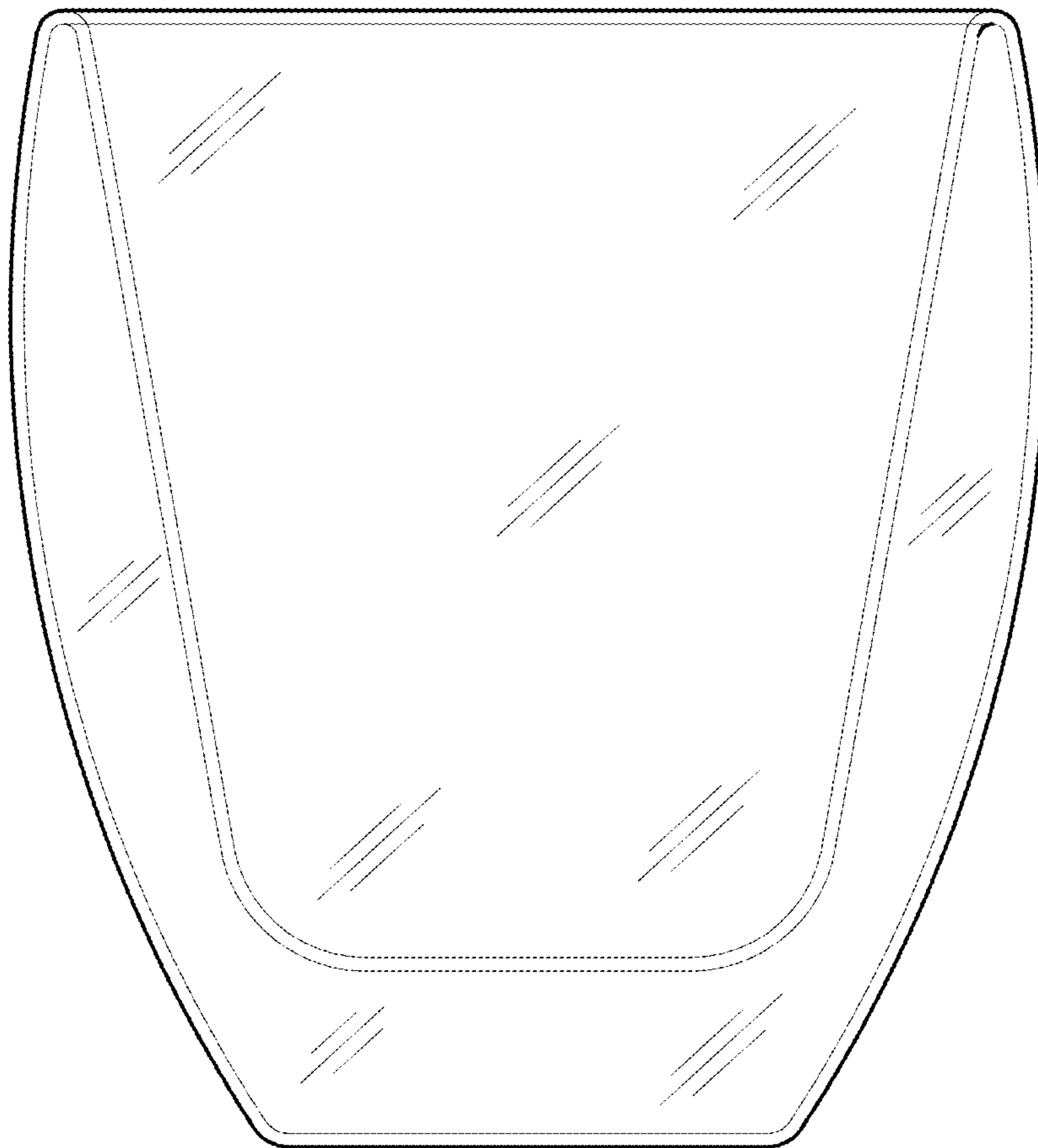


Fig. 2

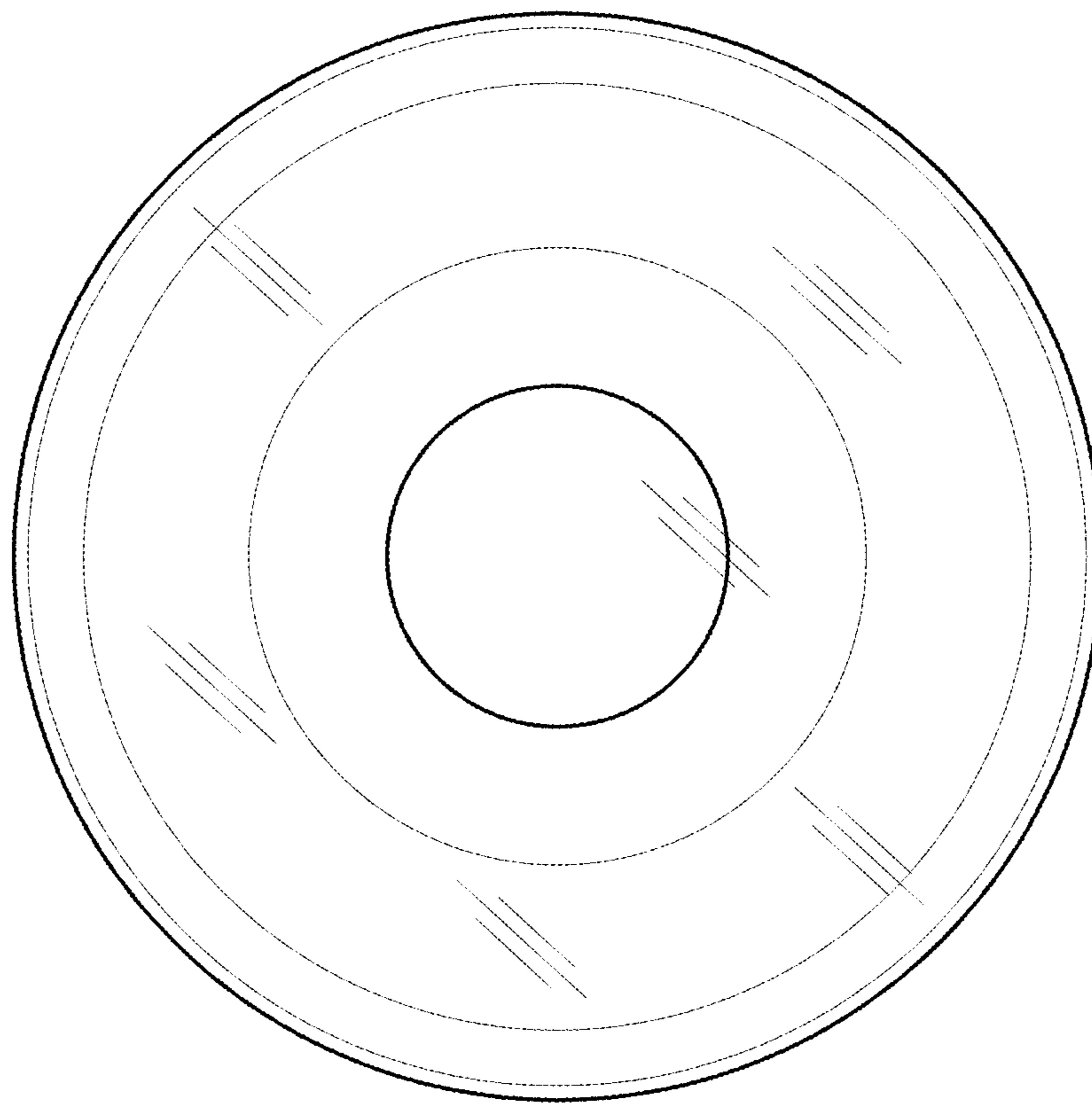


Fig. 3

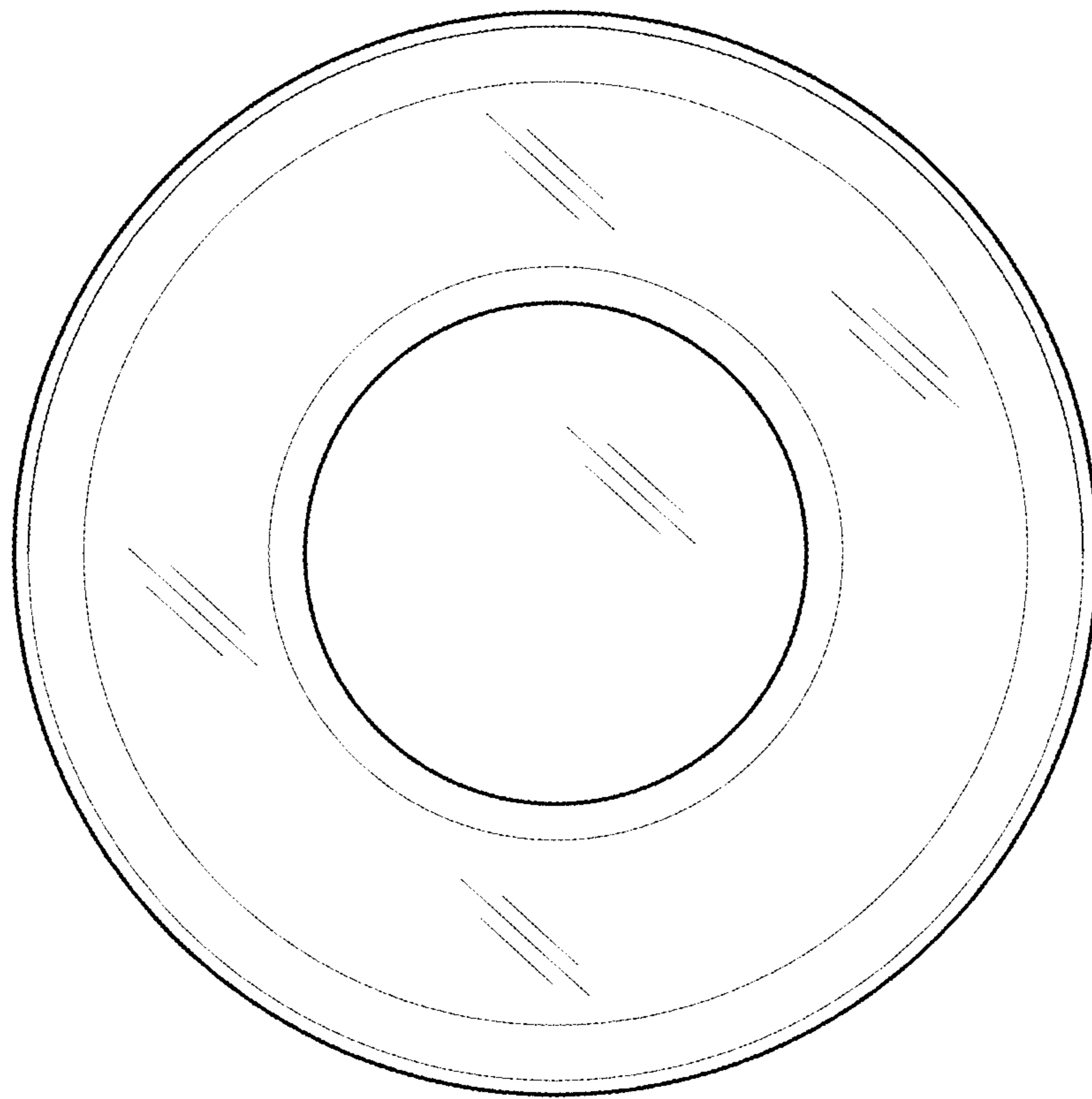


Fig. 4