



US00D806477S

(12) **United States Design Patent** (10) **Patent No.:** **US D806,477 S**
Wray et al. (45) **Date of Patent:** **** Jan. 2, 2018**

(54) **BOTTLE WITH THERAPEUTIC SLEEVE**

(71) Applicant: **PRO PERFORMANCE SPORTS, LLC, Carlsbad, CA (US)**

(72) Inventors: **Daniel John Wray, Cardiff, CA (US); Richard Raymond Huth, III, Encinitas, CA (US)**

(73) Assignee: **PRO PERFORMANCE SPORTS, LLC, Carlsbad, CA (US)**

(**) Term: **15 Years**

(21) Appl. No.: **29/568,813**

(22) Filed: **Jun. 21, 2016**

(51) **LOC (11) Cl.** **07-01**

(52) **U.S. Cl.**
USPC **D7/511; D7/509**

(58) **Field of Classification Search**
USPC D7/509, 510, 511, 529, 532, 536;
D9/549, 556, 569
CPC ... A45F 3/16; A47G 19/2266; A47G 19/2272;
B65D 43/02
See application file for complete search history.

(56) **References Cited**

U.S. PATENT DOCUMENTS

2,546,095	A	3/1951	Gustlin	
4,884,560	A	12/1989	Kuracina	
D622,605	S *	8/2010	Perez	D9/556
D623,950	S *	9/2010	Eugui	D9/516
D644,489	S *	9/2011	Trombly	D7/510
D658,065	S *	4/2012	Oommen	D9/520
D671,007	S *	11/2012	Lovelace, Jr.	D9/516
D701,428	S *	3/2014	Lapsker	D7/532
D709,377	S *	7/2014	Kondo	D9/520
D718,980	S *	12/2014	Lapsker	D7/532
D724,750	S	3/2015	Taylor	
D732,680	S	6/2015	Taylor	

D734,672	S *	7/2015	Laupie	D9/551
D741,718	S *	10/2015	Hanan	D9/552
D759,494	S *	6/2016	Hanan	D9/552
D784,142	S *	4/2017	Blin	D9/520
D787,267	S *	5/2017	Maas	D7/510
2003/0010744	A1	1/2003	Ma et al.	
2014/0183202	A1 *	7/2014	Hanan	B65D 1/0284 220/669

OTHER PUBLICATIONS

SKLZ Barrel Roller [image] (found at <https://www.amazon.com/SKLZ-Travel-Barrel-Roller/dp/B0118FSUCU>), accessed Jun. 21, 2016.

* cited by examiner

Primary Examiner — Daniel D Bui

Assistant Examiner — Andrew Kerr

(74) *Attorney, Agent, or Firm* — Northstar Law Group; Thomas J. Bassolino

(57) **CLAIM**

The ornamental design for a bottle with therapeutic sleeve, as shown and described.

DESCRIPTION

FIG. 1 is a top, front, right side perspective view of a bottle with therapeutic sleeve, showing our new design;

FIG. 2 is a front view thereof;

FIG. 3 is a rear view thereof;

FIG. 4 is a left side view thereof;

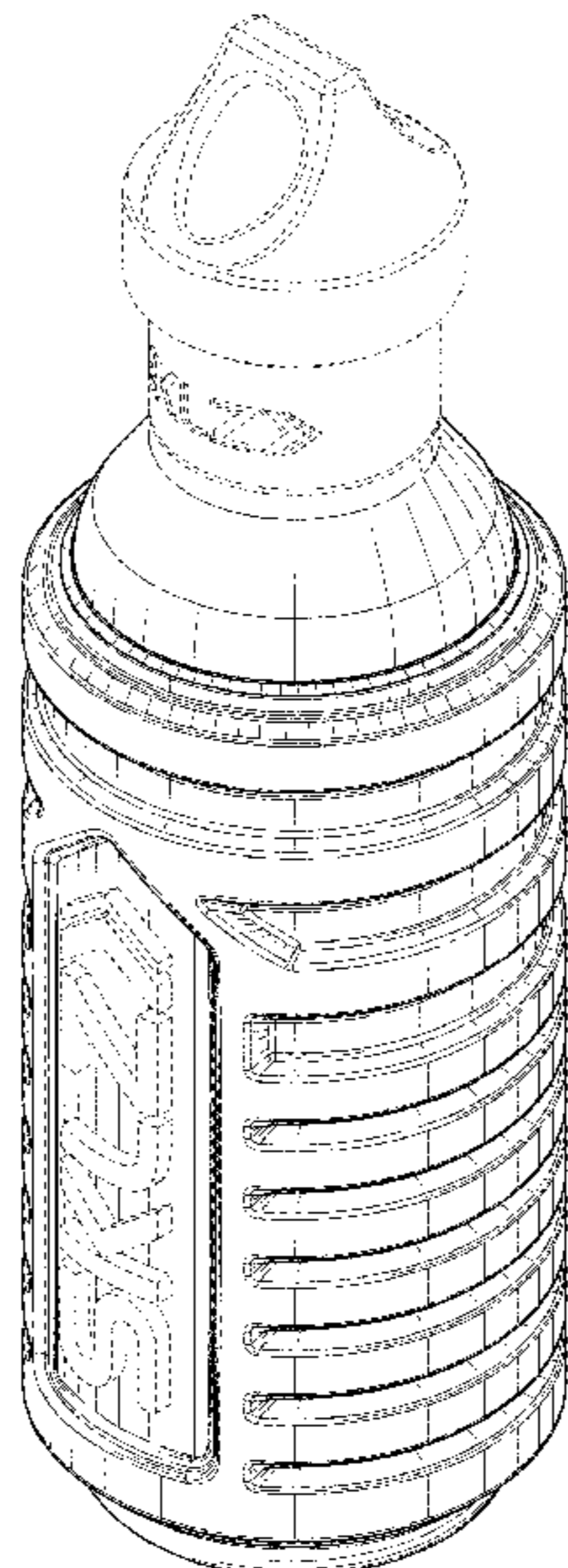
FIG. 5 is a right side view thereof;

FIG. 6 is a top view thereof; and,

FIG. 7 is a bottom view thereof.

The broken lines showing portions of the design are for illustrative purposes only and form no part of the claimed design.

1 Claim, 6 Drawing Sheets



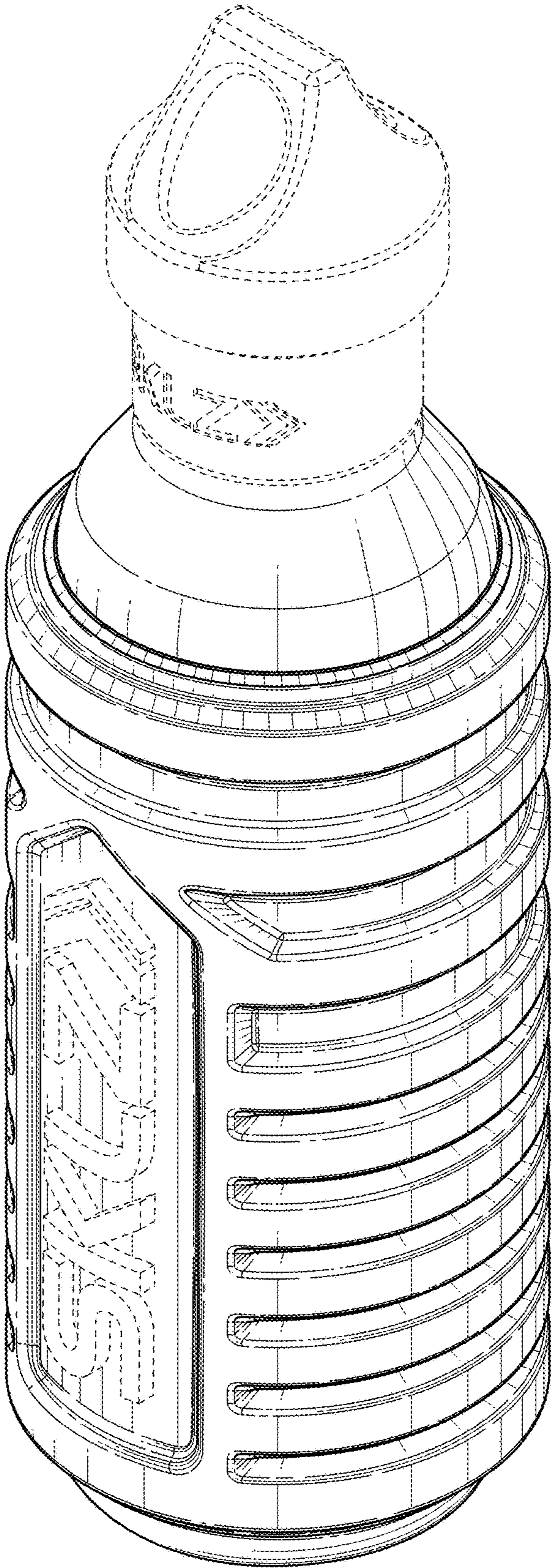


FIG. 1




FIG. 2

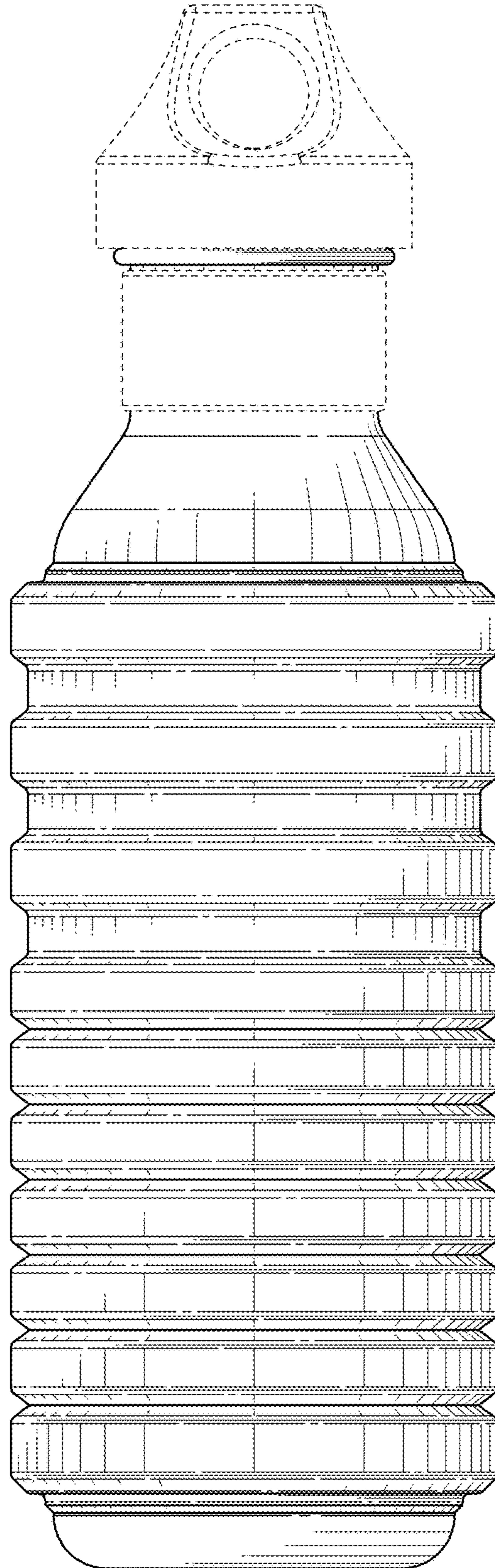


FIG. 3

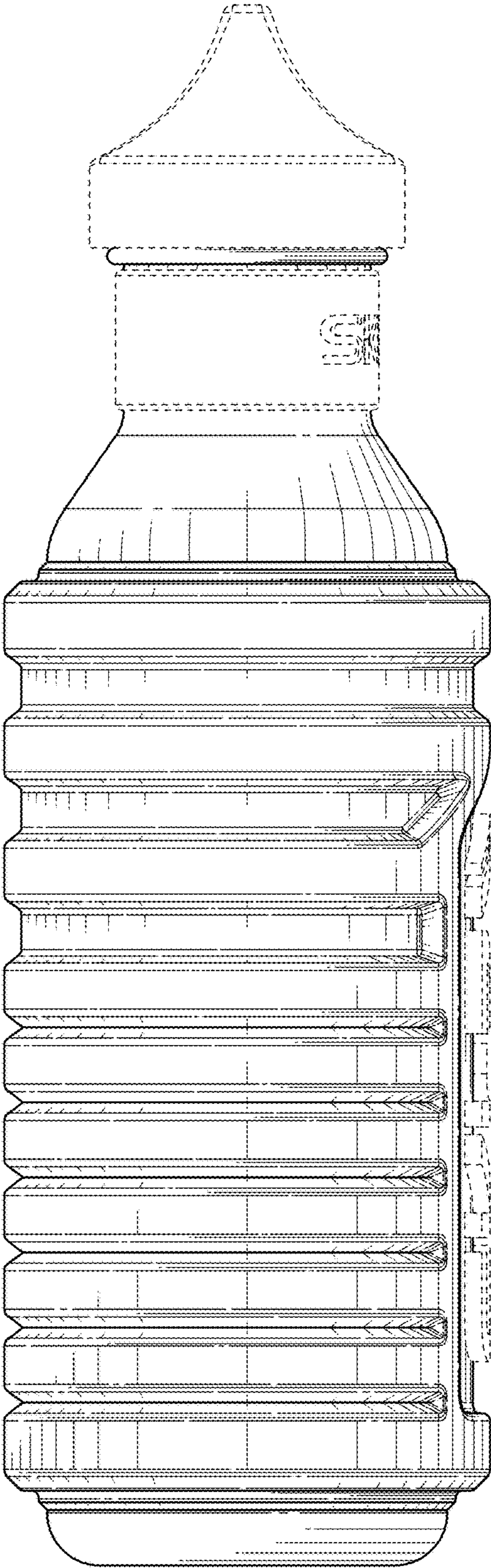


FIG. 4

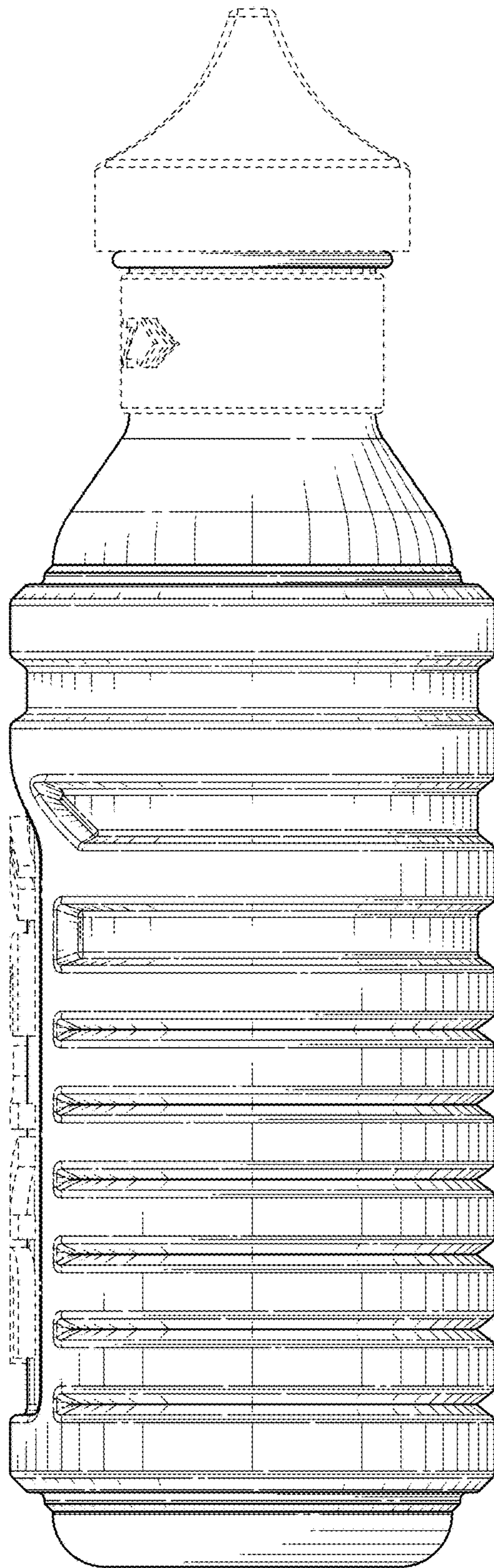


FIG. 5

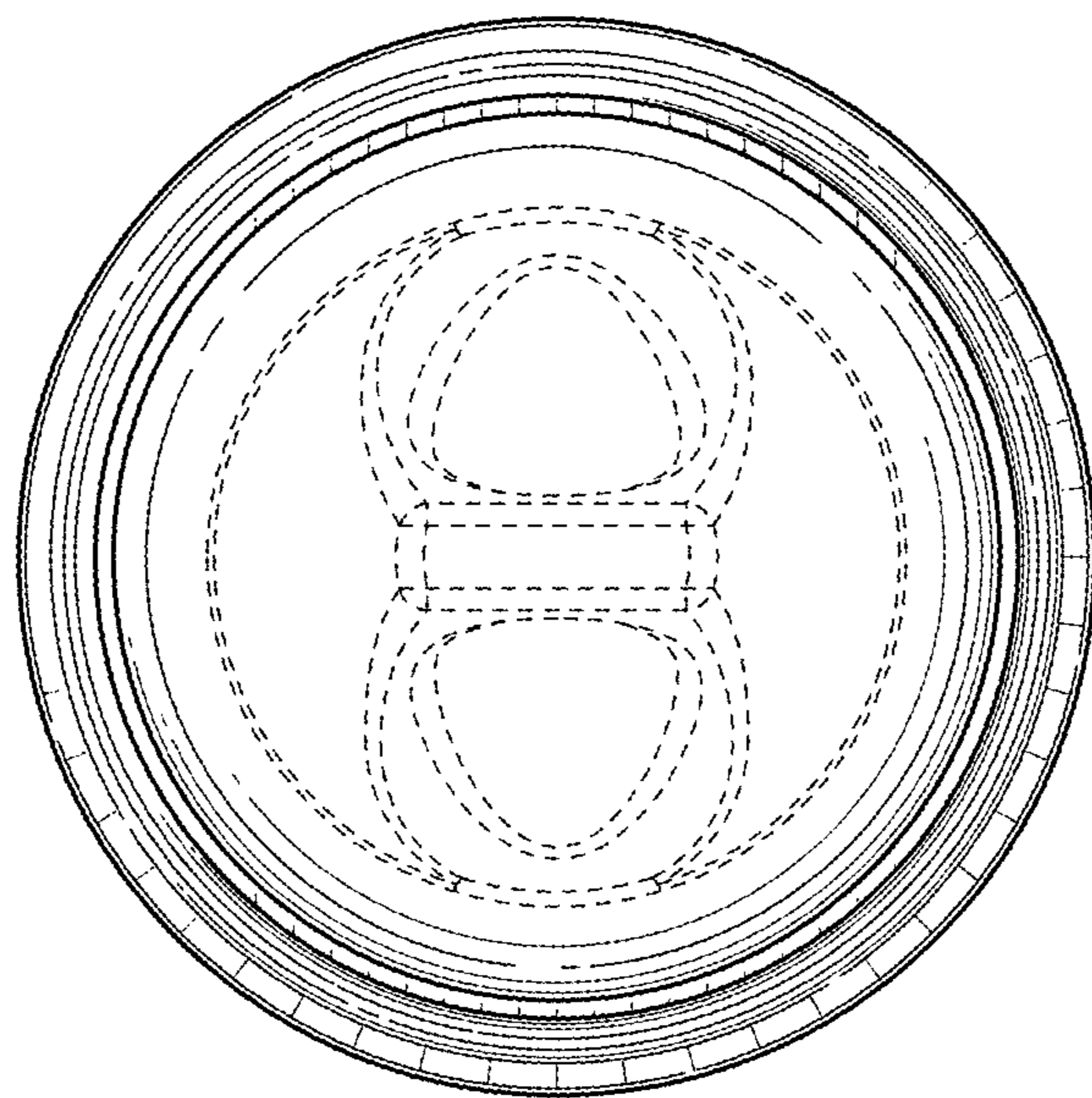


FIG. 6

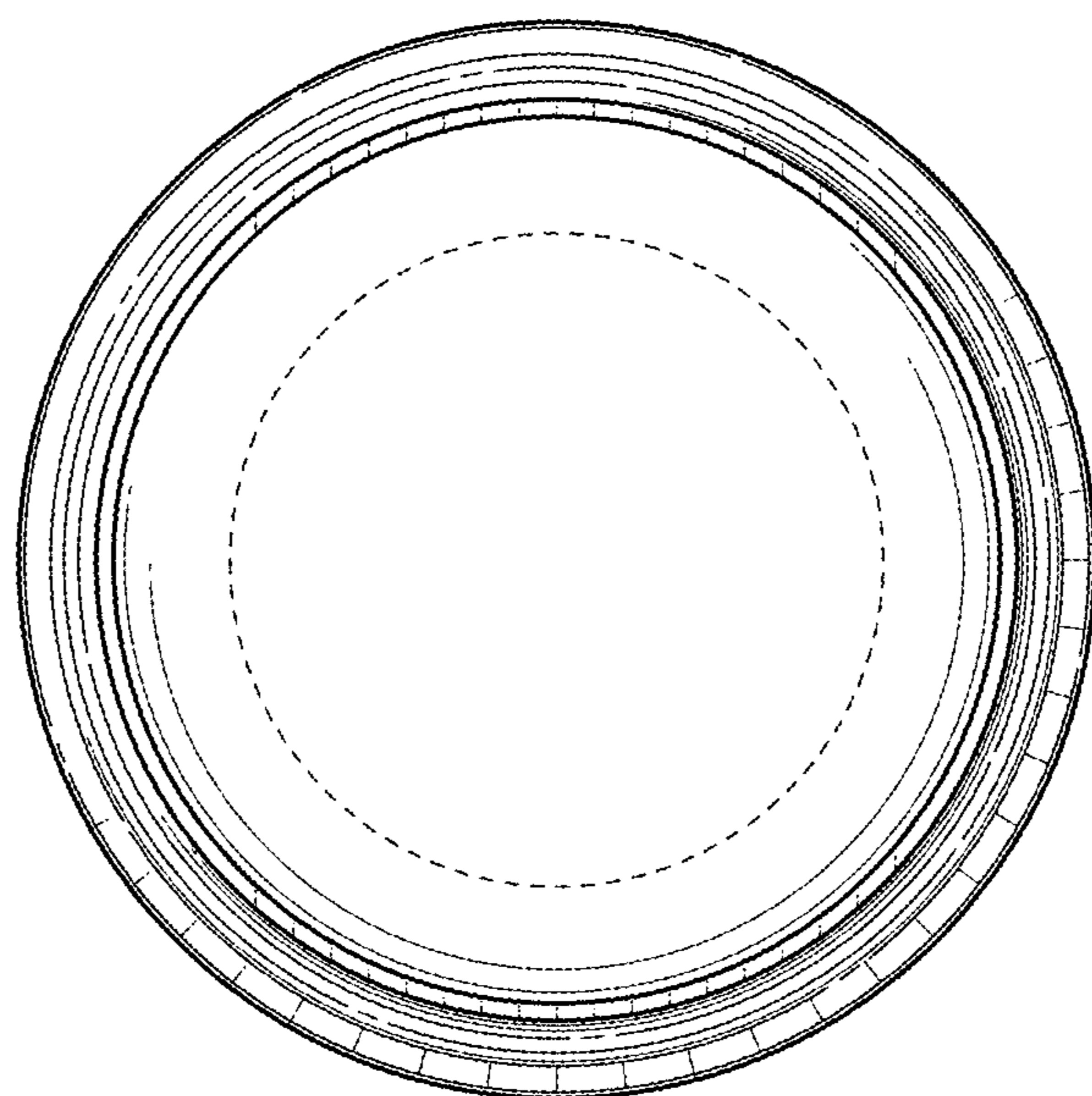


FIG. 7