



US00D806472S

(12) **United States Design Patent**
Langenfeld et al.

(10) **Patent No.:** **US D806,472 S**
(45) **Date of Patent:** **** Jan. 2, 2018**

(54) **WAFFLE PLATE**

2037/0611; B29C 33/302; F24C 15/10;
F24C 15/102; H05B 6/02; H05B 6/062

(71) Applicant: **General Mills, Inc.**, Minneapolis, MN
(US)

See application file for complete search history.

(72) Inventors: **Roberta M Langenfeld**, Saint Paul,
MN (US); **Ralph A Stenvik**, Plymouth,
MN (US); **Lisa Swanson**, Bloomington,
MN (US); **Karla M Fuentes**, St. Louis
Park, MN (US); **Michele K. Wolf**, St.
Louis Park, MN (US); **Zachary
Harder**, Crystal, MN (US); **Todd A
Rasmussen**, North Branch, MN (US);
Bruce D Larson, Monticello, MN
(US); **Shannyn Stuart**, Wheaton, IL
(US)

(56) **References Cited**

U.S. PATENT DOCUMENTS

246,194	A *	8/1881	Patton	A47J 37/0611
					99/377
495,872	A *	4/1893	Ball	A21B 3/13
					249/117
D75,432	S *	6/1928	Keller	131/231
1,754,800	A *	4/1930	Preston	A47J 37/0611
					16/355
2,026,286	A *	12/1935	Samuels	A47J 36/02
					99/372
D202,960	S *	11/1965	Carpenter	D7/352

(Continued)

Primary Examiner — Ricky Pham

(74) *Attorney, Agent, or Firm* — Diederiks & Whitelaw,
PLC; John L. Crimmins, Esq.

(73) Assignee: **General Mills, Inc.**, Minneapolis, MN
(US)

(**) Term: **15 Years**

(57) **CLAIM**

The ornamental design for a waffle plate, as shown and
described.

(21) Appl. No.: **29/585,852**

(22) Filed: **Nov. 29, 2016**

(51) **LOC (11) Cl.** **07-02**

(52) **U.S. Cl.**

USPC **D7/410**; D7/352; D7/409

(58) **Field of Classification Search**

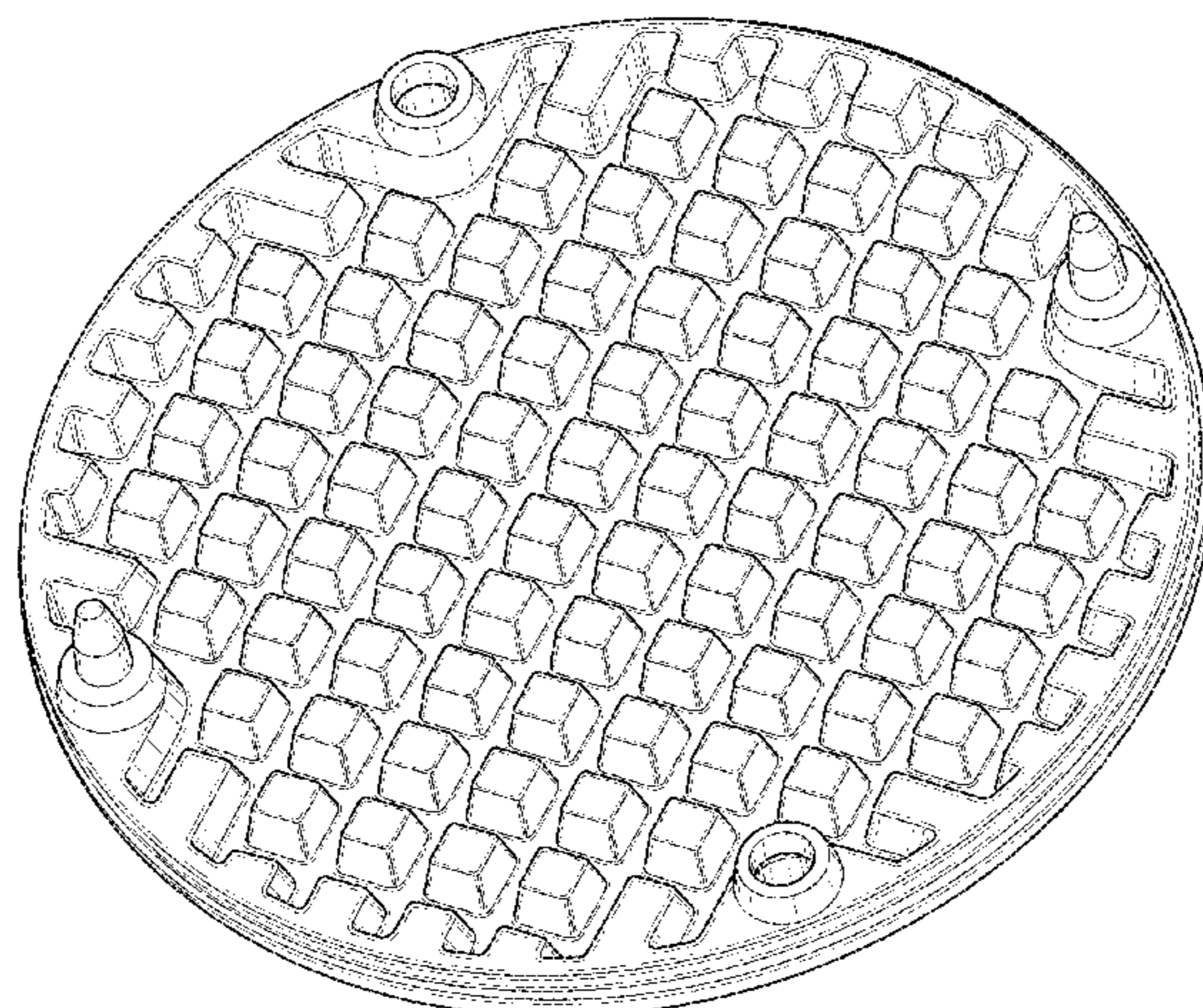
USPC D7/323, 328–330, 337, 347, 352–364,
D7/367, 402, 409–411; D9/424;
D27/133

CPC .. A21B 3/13; A21B 5/023; A47J 27/60; A47J
27/62; A47J 36/02; A47J 37/04; A47J
37/06; A47J 37/067; A47J 37/0605; A47J
37/0611; A47J 37/0623; A47J 37/0629;
A47J 37/0676; A47J 2037/06; A47J

DESCRIPTION

FIG. 1 is a front perspective view of a waffle plate con-
structed in accordance with our new design;
FIG. 2 is a rear perspective view of the waffle plate;
FIG. 3 is a front view of the waffle plate;
FIG. 4 is a rear view of the waffle plate;
FIG. 5 is a left side view of the waffle plate;
FIG. 6 is a right side view of the waffle plate;
FIG. 7 is a lower elevational view of the waffle plate;
FIG. 8 is an upper elevational view of the waffle plate; and,
FIG. 9 is a side view of the waffle plate coupled to a second
waffle plate constructed in accordance with our new design.

(Continued)



The broken lines in FIG. 9 depict a second waffle plate coupled to the waffle plate of FIGS. 1-8. The second waffle plate is for illustrative purposes only and forms no part of the claimed design.

1 Claim, 7 Drawing Sheets

(56)

References Cited

U.S. PATENT DOCUMENTS

3,799,047 A * 3/1974 Freeman A47J 37/0611
99/332
D237,935 S * 12/1975 Nygren 99/372
4,176,591 A * 12/1979 Power A21B 3/13
99/430
D376,723 S * 12/1996 Asner D7/359
5,937,742 A * 8/1999 Steeb A47J 37/0611
99/375
5,983,784 A * 11/1999 Goldberg A47J 37/0611
99/372

6,412,400 B1 * 7/2002 Gambino A47J 37/0611
99/372
D513,150 S * 12/2005 Asner D7/354
D643,678 S * 8/2011 Lavy D7/352
7,989,012 B2 * 8/2011 Gambino A47J 36/02
219/621
D667,681 S * 9/2012 Carsten D7/354
D692,296 S * 10/2013 Cooper D9/424
D730,118 S * 5/2015 Fast D7/352
D751,342 S * 3/2016 Steeb D7/352
2002/0073855 A1 * 6/2002 Gambino A47J 37/0611
99/422
2005/0223907 A1 * 10/2005 Albritton A47J 37/0611
99/372
2008/0245241 A1 * 10/2008 Rosset A21B 5/023
99/375
2009/0025570 A1 * 1/2009 Larson A47J 37/0611
99/376
2014/0007780 A1 * 1/2014 Fast A47J 37/0611
99/372
2016/0213197 A1 * 7/2016 Zhan A47J 37/0611

* cited by examiner

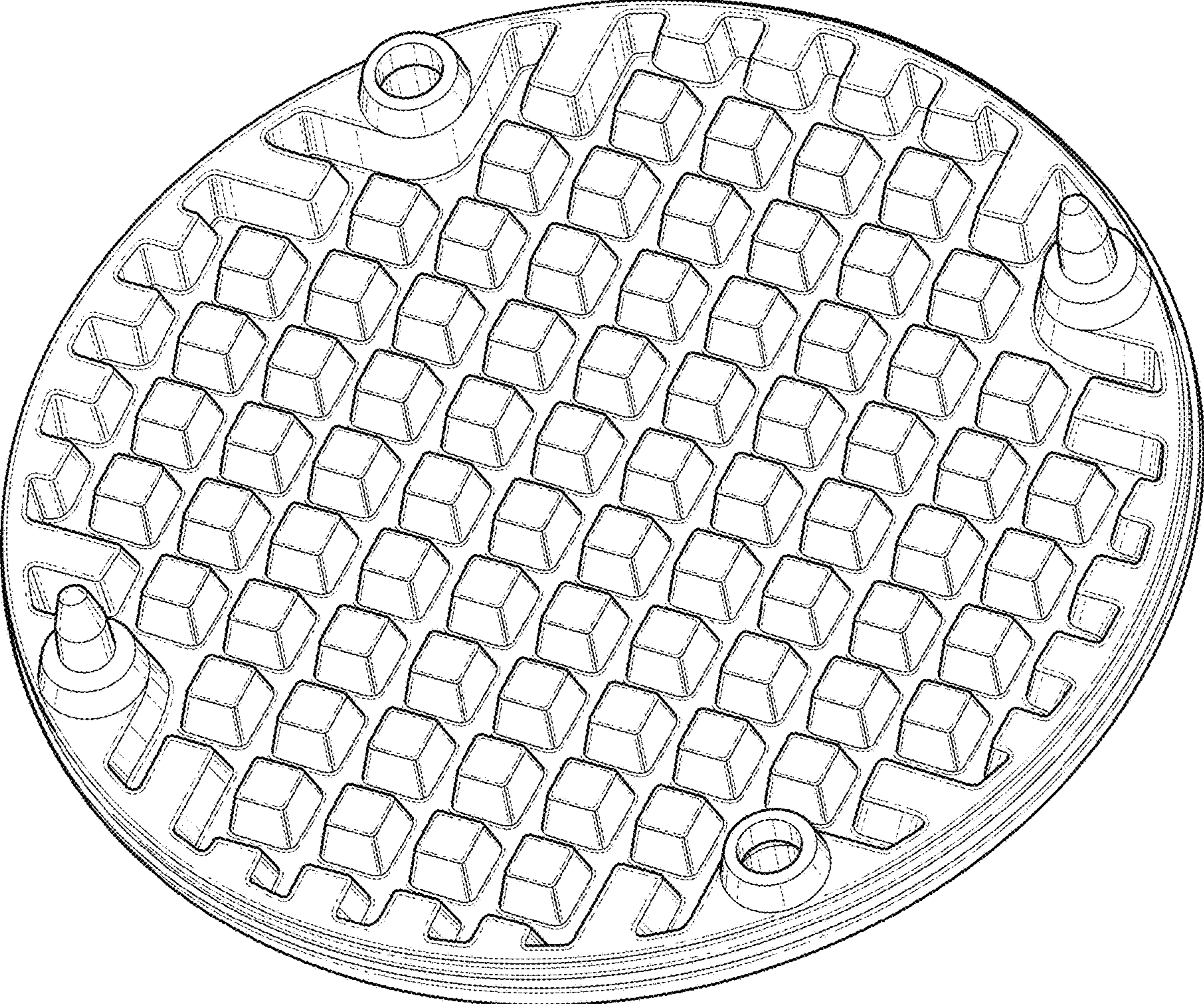


FIG. 1

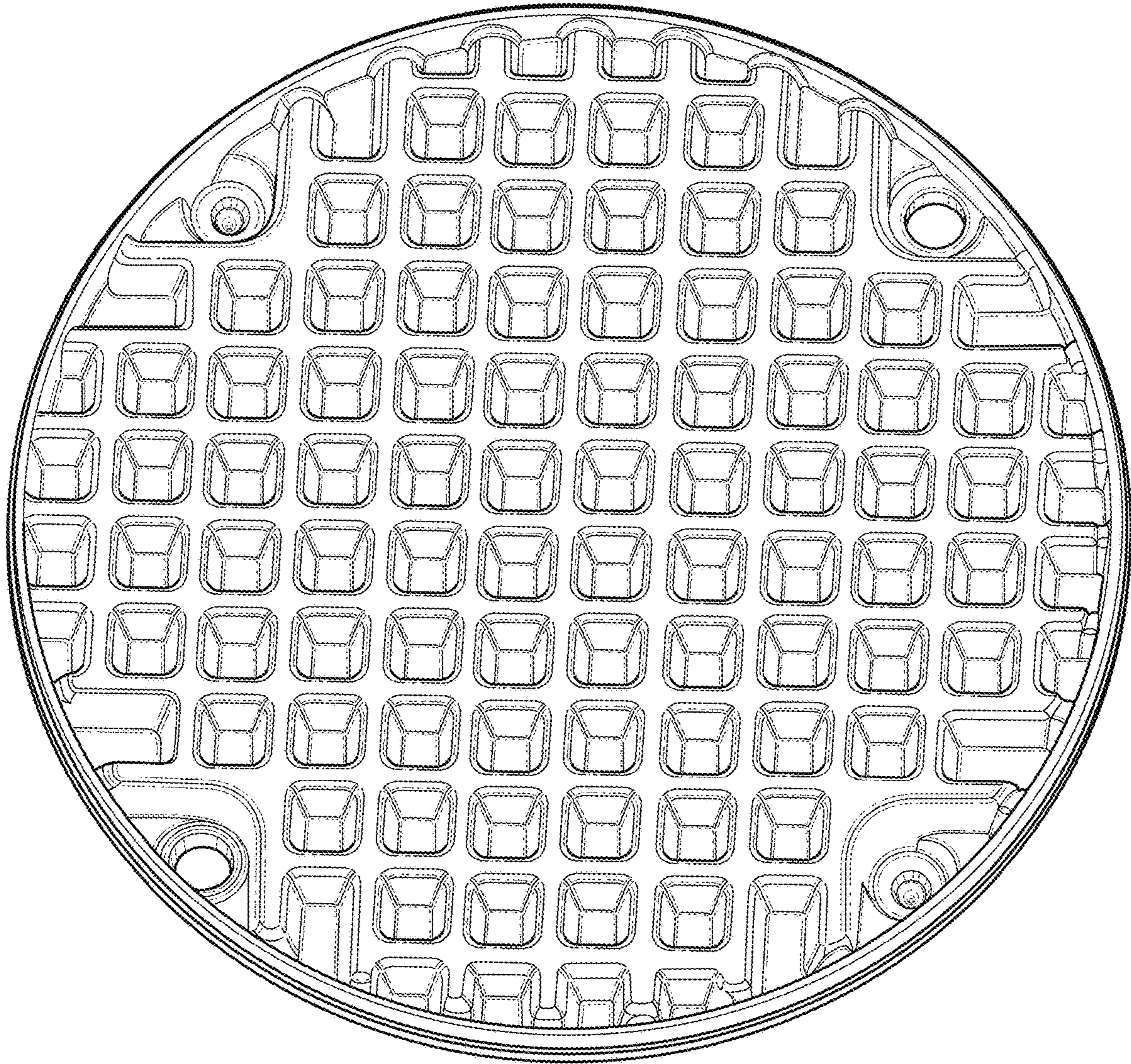


FIG. 2

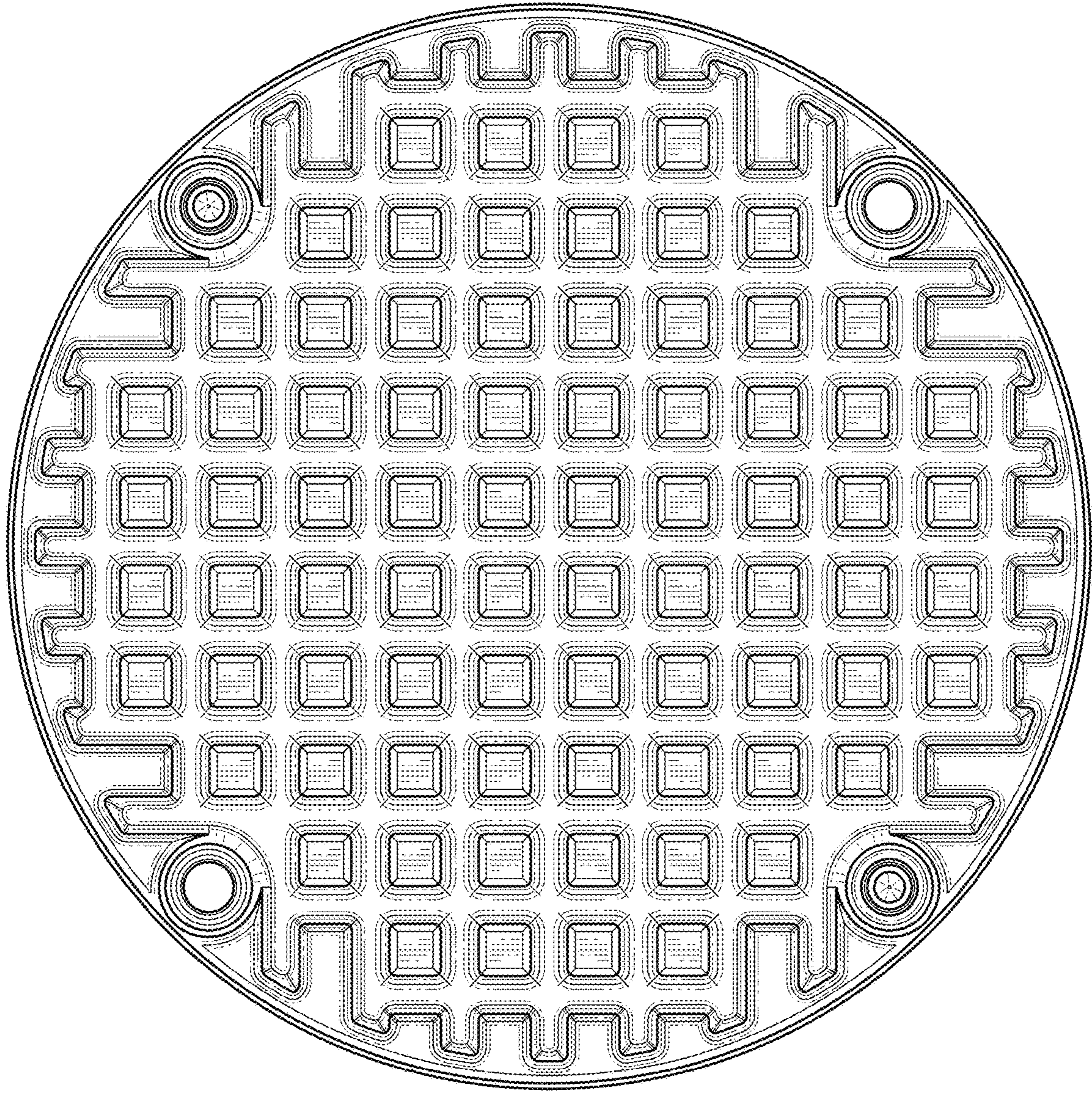


FIG. 3

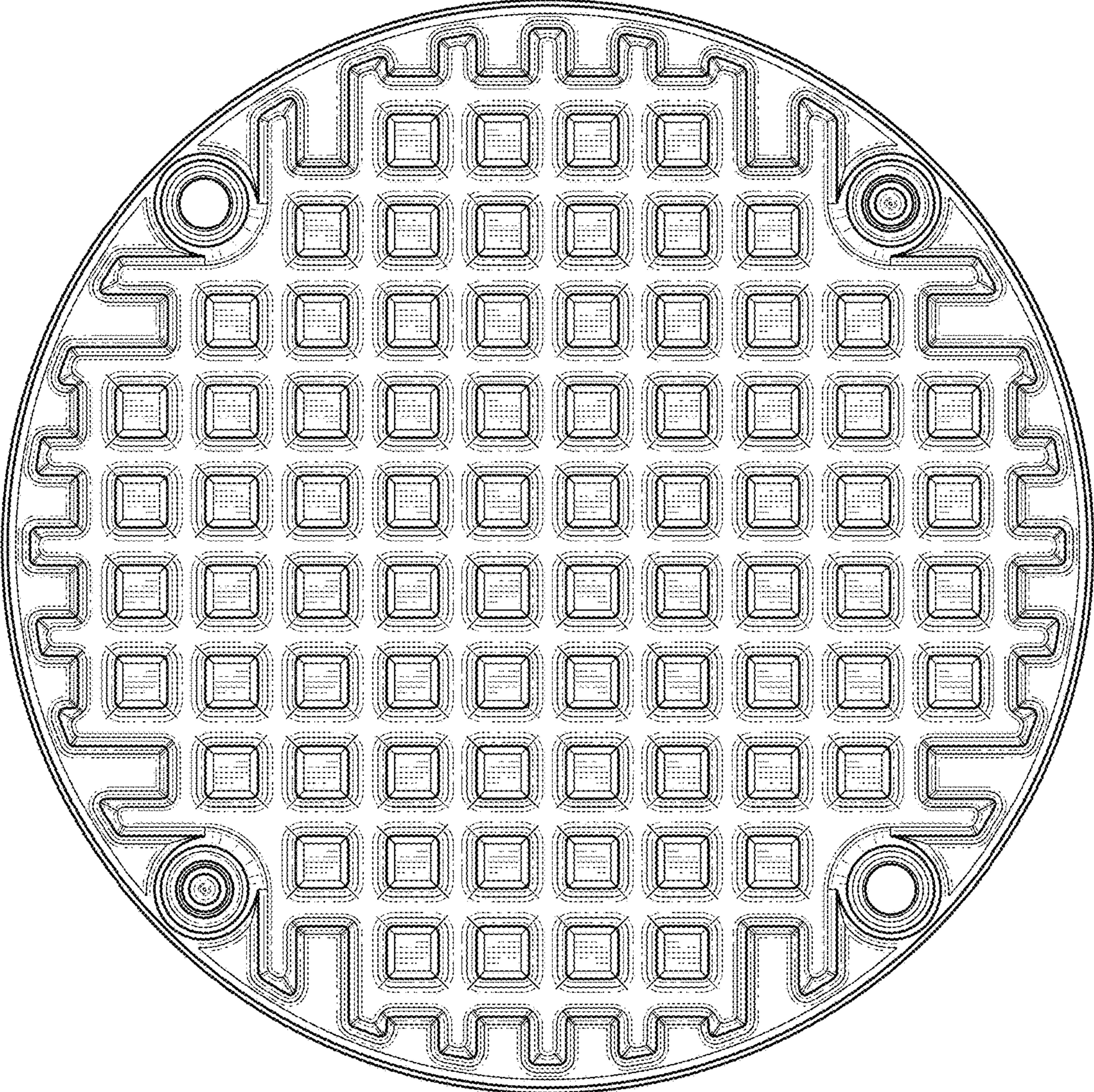


FIG. 4




FIG. 5




FIG. 6

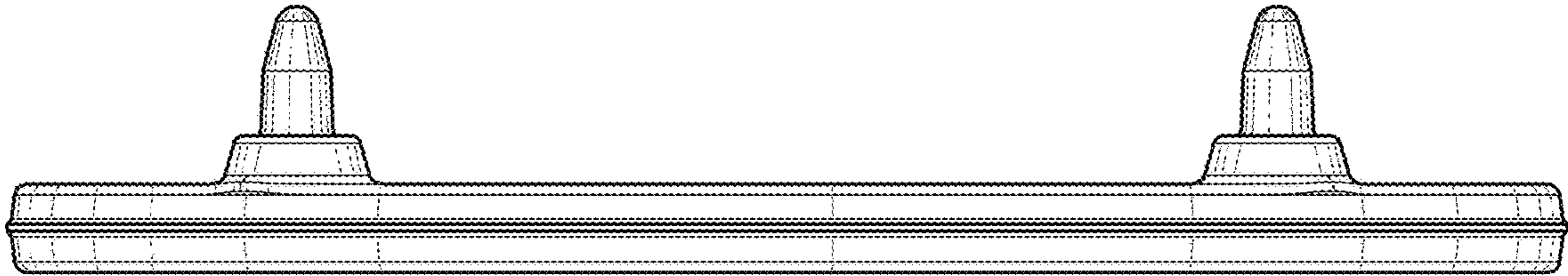


FIG. 7

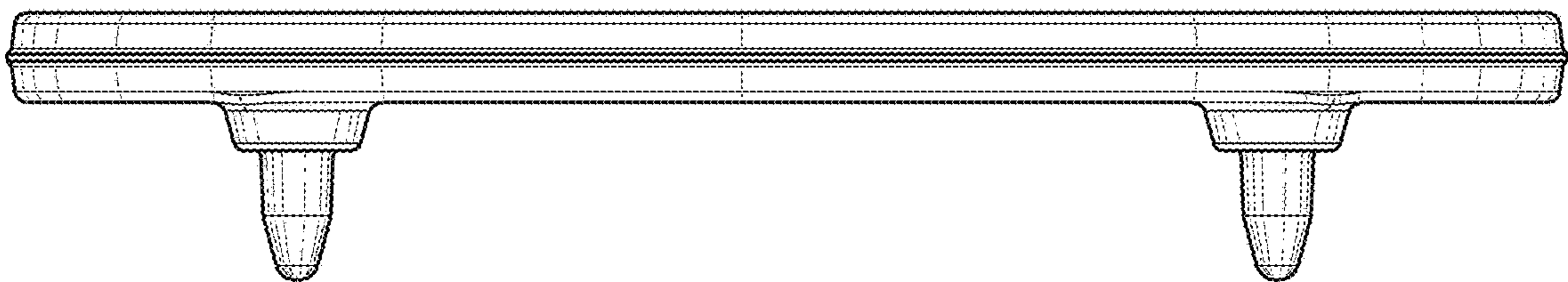


FIG. 8




FIG. 9