



US00D806443S

(12) **United States Design Patent**  
**Wightman**

(10) **Patent No.:** **US D806,443 S**

(45) **Date of Patent:** **\*\* Jan. 2, 2018**

(54) **MATTRESS WITH HORIZONTALLY ORIENTED HANDLES**

(71) Applicant: **SERTA, INC.**, Hoffman Estates, IL (US)

(72) Inventor: **Leona Wightman**, Dade City, FL (US)

(73) Assignee: **SERTA, INC.**, Hoffman Estates, IL (US)

(\*\*) Term: **15 Years**

(21) Appl. No.: **29/546,595**

(22) Filed: **Nov. 24, 2015**

(51) **LOC (11) Cl.** ..... **06-09**

(52) **U.S. Cl.**  
USPC ..... **D6/605**

(58) **Field of Classification Search**  
USPC ..... D6/582-583, 587-592, 595-613, D6/617-622; D21/803-809; D24/183  
CPC ..... A47G 9/00; A47G 2009/001; A47G 2009/002; A47G 2009/003; A47G 2009/005; A47G 2009/006; A47G 9/02; A47G 9/0207; A47G 9/0215; A47G 9/0223; A47G 9/023; A47G 9/0238; A47G 9/0246; A47G 9/0253; A47G 9/0261; A47G 9/06; A47G 9/062; A47G 9/066; A47G 9/068; A47G 9/08; A47G 2009/0276; A47G 9/0284; A47G 9/0292; A47G 9/04; A47G 9/10

See application file for complete search history.

(56) **References Cited**

**U.S. PATENT DOCUMENTS**

3,047,888 A \* 8/1962 Shecter ..... A47C 27/15  
428/218  
6,370,717 B1 \* 4/2002 Kao ..... A47C 27/001  
5/691

6,854,139 B2 \* 2/2005 Lamy ..... A47G 9/02  
5/482  
D659,459 S \* 5/2012 Jung ..... D6/605  
D670,953 S \* 11/2012 Price ..... D6/605  
D707,983 S \* 7/2014 Hughes ..... D6/605  
D712,682 S \* 9/2014 Tjoflat ..... D6/605

\* cited by examiner

*Primary Examiner* — Mary Ann Calabrese

*Assistant Examiner* — Jennifer L Rempfer

(74) *Attorney, Agent, or Firm* — Cantor Colburn LLP

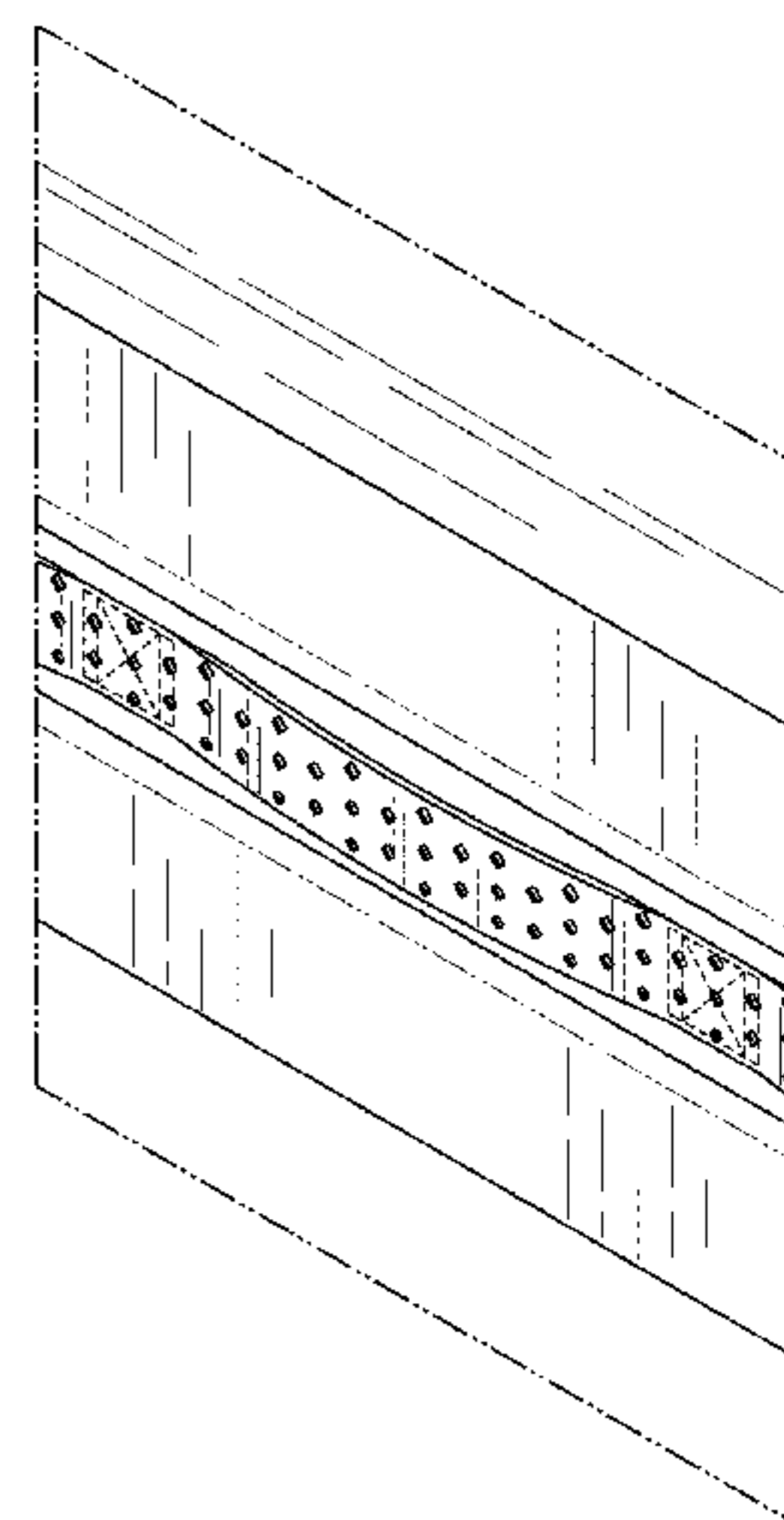
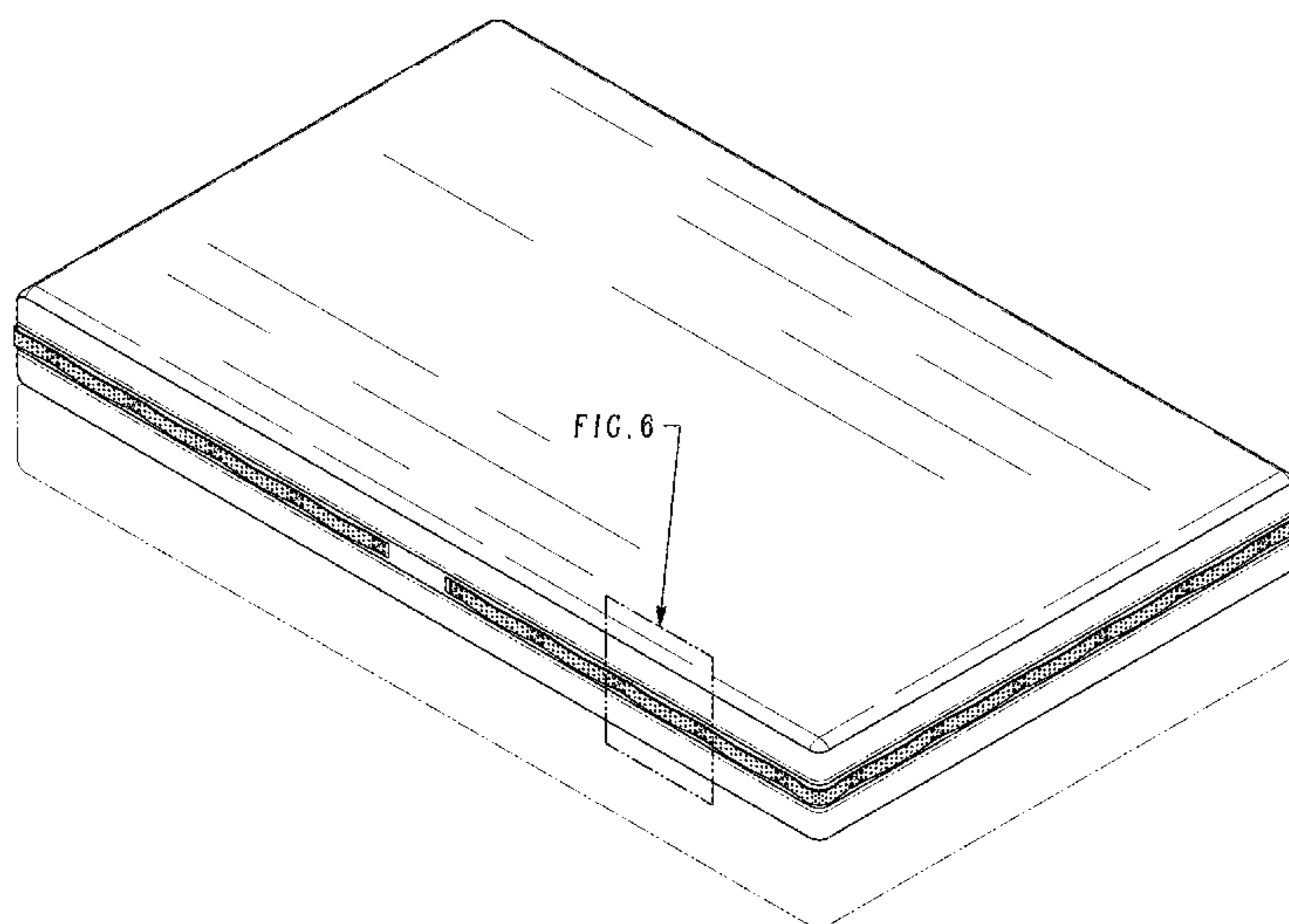
(57) **CLAIM**

I claim the ornamental design for a mattress with horizontally oriented handles, as shown and described.

**DESCRIPTION**

FIG. 1 is a left side, top perspective view of a mattress with horizontally oriented handles embodying my design;  
FIG. 2 is a top plan view thereof;  
FIG. 3 is a left side view thereof, the right side being a mirror image thereof;  
FIG. 4 is a foot end view thereof, the head end being a mirror image thereof;  
FIG. 5 is a bottom plan view thereof in its intended environment;  
FIG. 6 is an enlarged perspective view taken from FIG. 1 showing a portion of the mattress with horizontally oriented handles; and,  
FIG. 7 is an enlarged side view taken from FIG. 3 showing a portion of the mattress with horizontally oriented handles. The broken line boundaries are environmental and form no part of the claimed design. Accordingly, the dash-dot-dot-dash broken lines in FIGS. 1, 3, and 4 showing a mattress foundation illustrates the environment and forms no part of the design. The dash-dot-dash broken lines in FIGS. 6 and 7 showing the boundaries of an enlarged detailed view form no part of the design. The dot-dot broken lines represent stitching and form part of the claimed design.

**1 Claim, 5 Drawing Sheets**



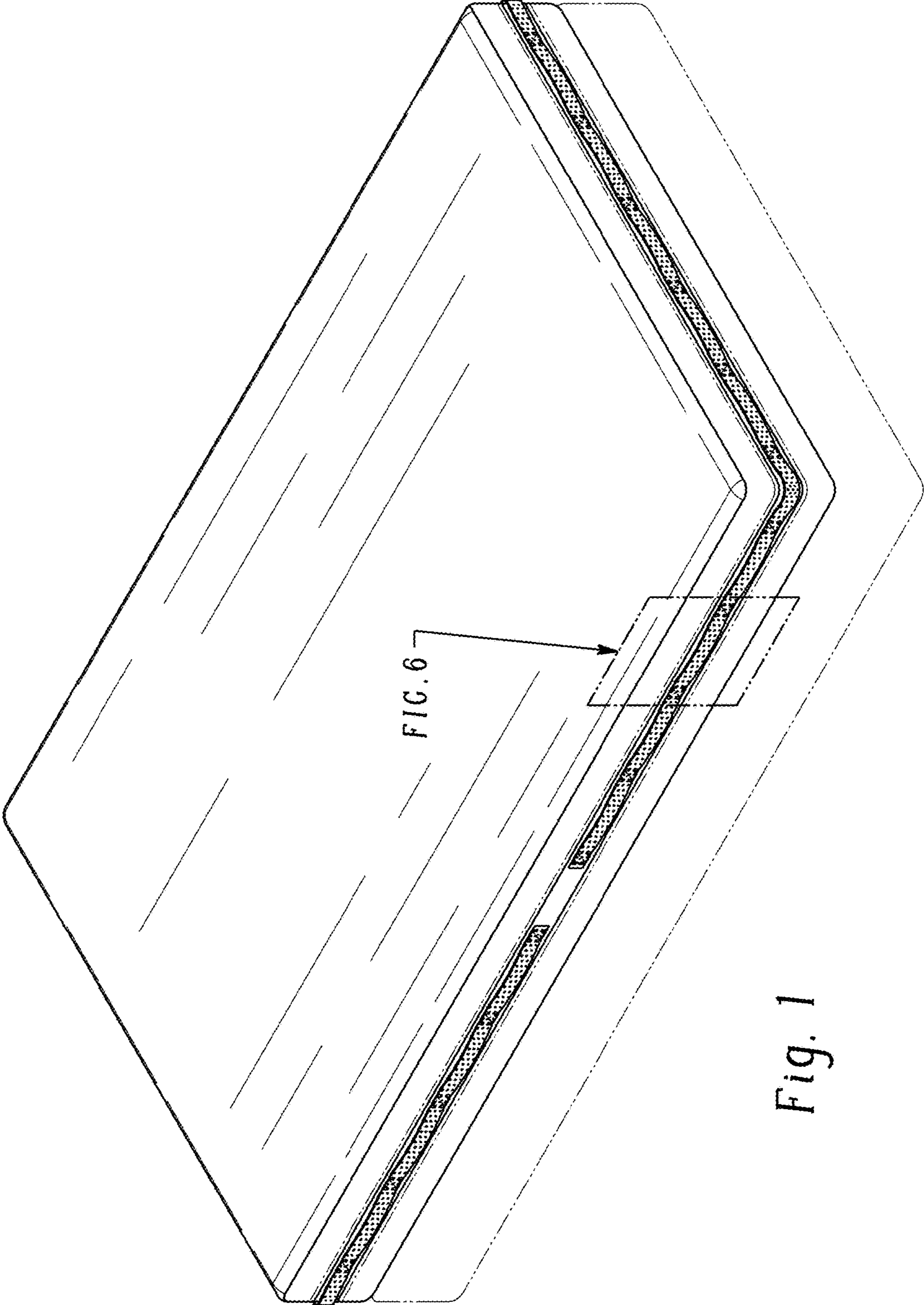


Fig. 1




Fig. 2

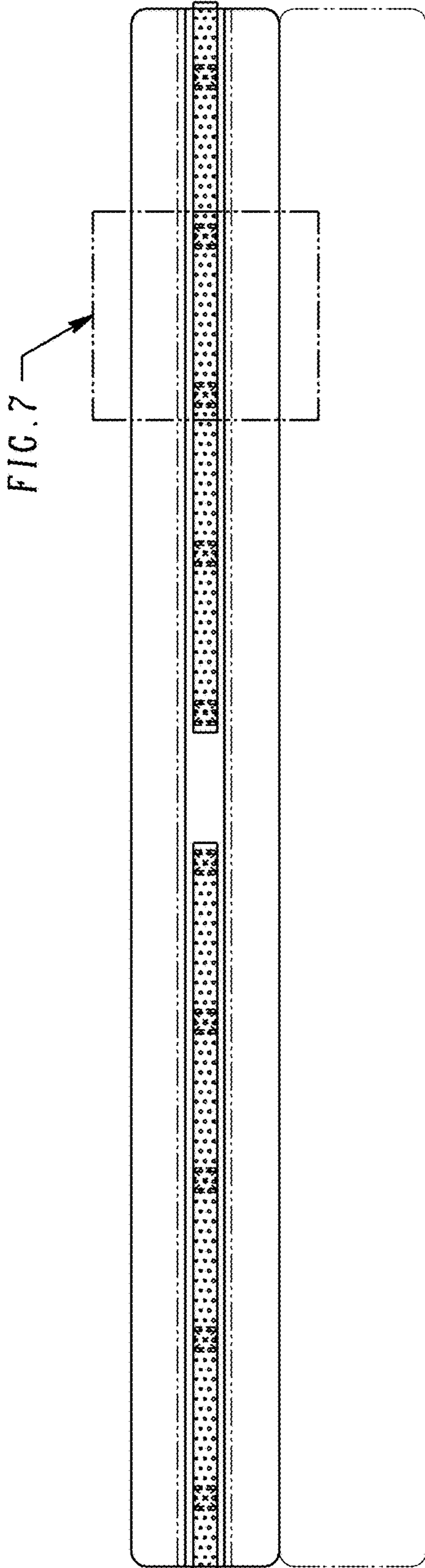


Fig. 3

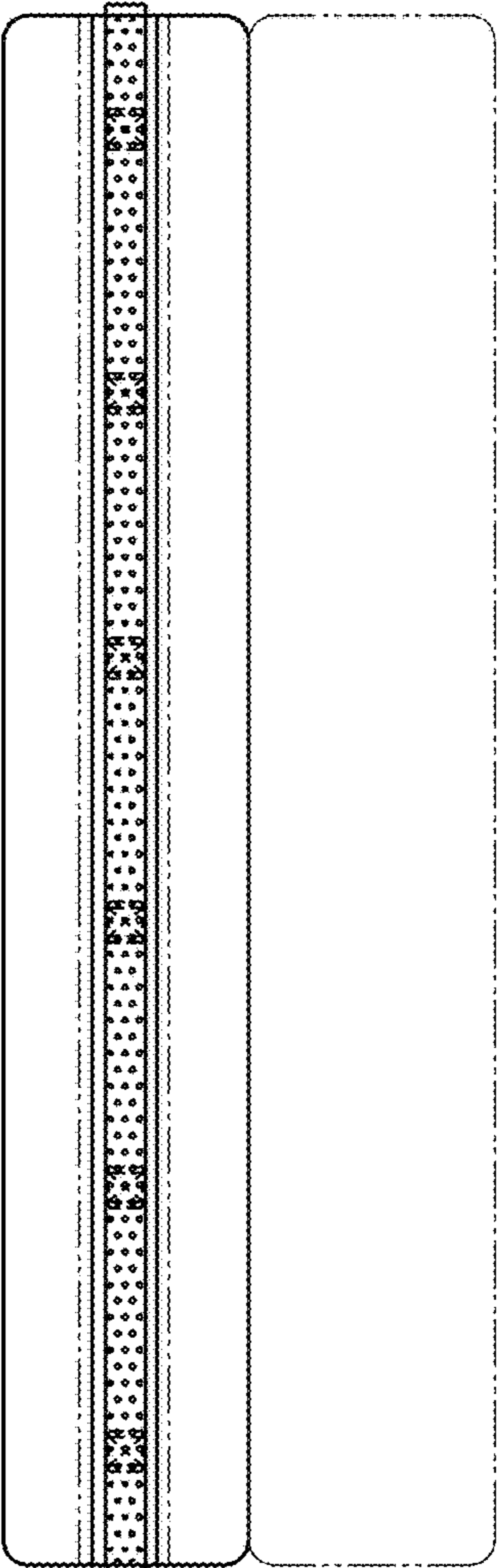


Fig. 4




Fig. 5




Fig. 7

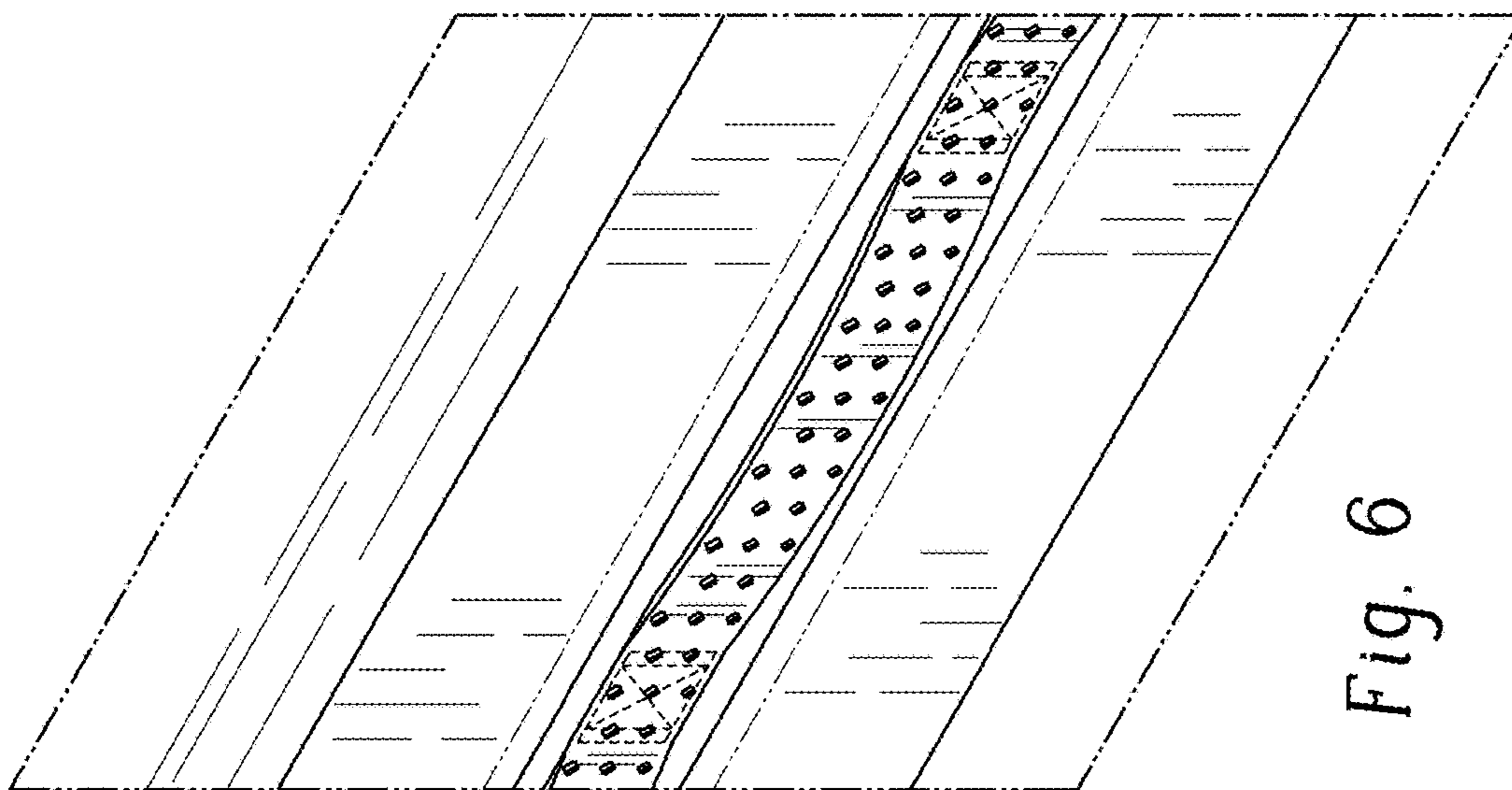


Fig. 6