



US00D806441S

(12) **United States Design Patent**
Pan

(10) **Patent No.:** **US D806,441 S**

(45) **Date of Patent:** **** Jan. 2, 2018**

- (54) **MASSAGE CHAIR CUSHION**
- (71) Applicant: **Shenzhen Forrest Health Equipments Co., Ltd., Shenzhen (CN)**
- (72) Inventor: **Jianzhong Pan, Shenzhen (CN)**
- (73) Assignee: **Shenzhen Forrest Health Equipments Co., Ltd., Shenzhen (CN)**
- (**) Term: **15 Years**
- (21) Appl. No.: **29/564,732**
- (22) Filed: **May 26, 2016**
- (51) **LOC (11) Cl.** **06-09**
- (52) **U.S. Cl.**
USPC **D6/601**
- (58) **Field of Classification Search**
USPC D6/333, 349, 355, 375, 388, 512, 563,
D6/564, 595, 596, 601, 604, 611, 707,
D6/715, 716, 716.1; D24/183–185, 234;
D21/803, 804, 805, 809; 5/401, 420,
5/600, 630, 631, 632, 633, 635, 636, 638,
5/639, 646, 652, 652.1, 655, 703, 730;
297/1, 2, 4, 93, 180.11, 195.1, 195.11,
297/195.13, 393, 397, 452.12, 452.14,
297/452.15, 452.21, 452.24, 452.26,
297/452.48, 452.62, 482
CPC .. A47G 9/1018; A47G 9/1009; A47G 9/1027;
A47G 9/1045; A47G 9/1063; A47G
9/1072; A47G 9/1081
See application file for complete search history.

(56) **References Cited**

U.S. PATENT DOCUMENTS

- D244,325 S * 5/1977 Voytko D6/333
- 4,033,622 A * 7/1977 Boudreau B60N 2/2806
297/256.13

- D358,514 S * 5/1995 Lovegrove D6/375
- D372,801 S * 8/1996 Fujimoto D6/367
- D372,802 S * 8/1996 Fujimoto D6/367
- D471,372 S * 3/2003 Inada D6/367
- D502,817 S * 3/2005 Inada D6/367
- D508,617 S * 8/2005 Potter D6/367
- D511,900 S * 11/2005 Inada D6/367
- D523,647 S * 6/2006 Hill D6/333
- D536,892 S * 2/2007 Lifeng D6/367
- D536,893 S * 2/2007 Lifeng D6/367
- D536,894 S * 2/2007 Potter D6/367
- D537,262 S * 2/2007 Lifeng D6/367
- D540,573 S * 4/2007 Smith D6/366
- D541,065 S * 4/2007 Florez D6/367
- D552,387 S * 10/2007 Wu D6/366
- D557,530 S * 12/2007 Egger D6/366
- D557,531 S * 12/2007 Johnson D6/366
- D557,908 S * 12/2007 Vickers D6/333
- D561,502 S * 2/2008 Egger D6/366
- D561,504 S * 2/2008 Smith D6/366
- D565,187 S * 3/2008 Mascull D24/183
- D629,218 S * 12/2010 Li D6/333
- D629,219 S * 12/2010 Xu D6/333
- D629,220 S * 12/2010 Xu D6/333

(Continued)

Primary Examiner — Eric L Goodman

Assistant Examiner — Sanjeev Paul

(74) *Attorney, Agent, or Firm* — Gokalp Bayramoglu

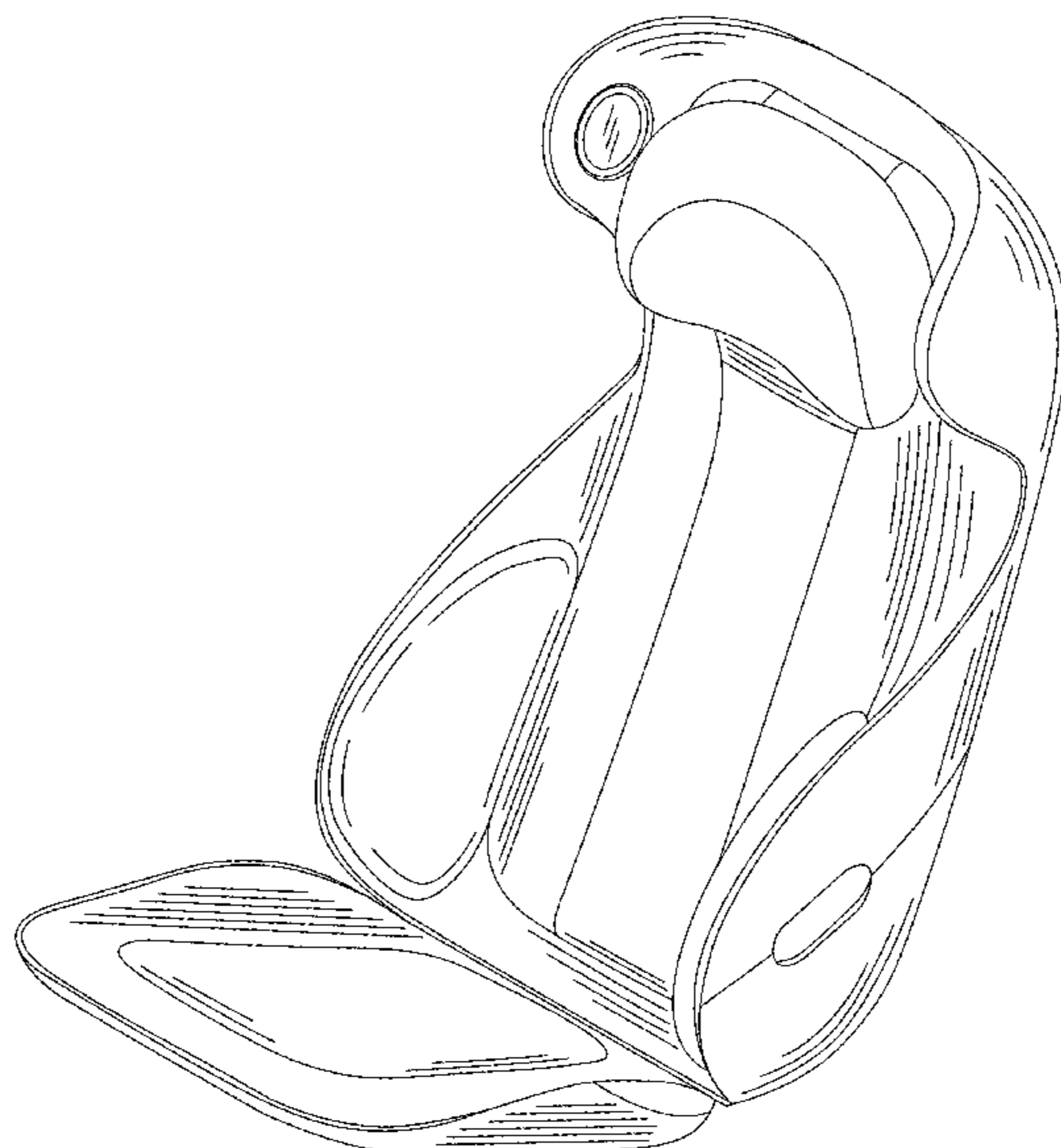
(57) **CLAIM**

The ornamental design for a massage chair cushion, as shown and described.

DESCRIPTION

FIG. 1 is a perspective view of the massage chair cushion; FIG. 2 is a front view of the massage chair cushion; FIG. 3 is a back view of the massage chair cushion; FIG. 4 is a right side view of the massage chair cushion, the left side being a mirror image; FIG. 5 is a top view of the massage chair cushion; and, FIG. 6 is a bottom view of the massage chair cushion.

1 Claim, 6 Drawing Sheets



(56)

References Cited

U.S. PATENT DOCUMENTS

D637,825	S	*	5/2011	Xu	D6/333
D659,252	S	*	5/2012	Batiste	D24/190
D672,597	S	*	12/2012	Watts	D6/611
D680,761	S	*	4/2013	Spaven	D6/333
D682,563	S	*	5/2013	Goldberg	D6/333
D710,022	S	*	7/2014	Chen	D24/215
D724,852	S	*	3/2015	Giampavolo	D6/333
D757,475	S	*	5/2016	Lievore	D6/716
D763,589	S	*	8/2016	Mion	D6/375
D764,816	S	*	8/2016	Jane Santamaria	D6/333
D764,817	S	*	8/2016	Pos	D6/333
D771,401	S	*	11/2016	Fukasawa	D6/375
D780,467	S	*	3/2017	Naslain	D6/333
D782,837	S	*	4/2017	Wahid	D6/333
D785,349	S	*	5/2017	Pos	D6/333
2016/0113835	A1	*	4/2016	Tan	A61H 7/007 601/116

* cited by examiner



FIG.1

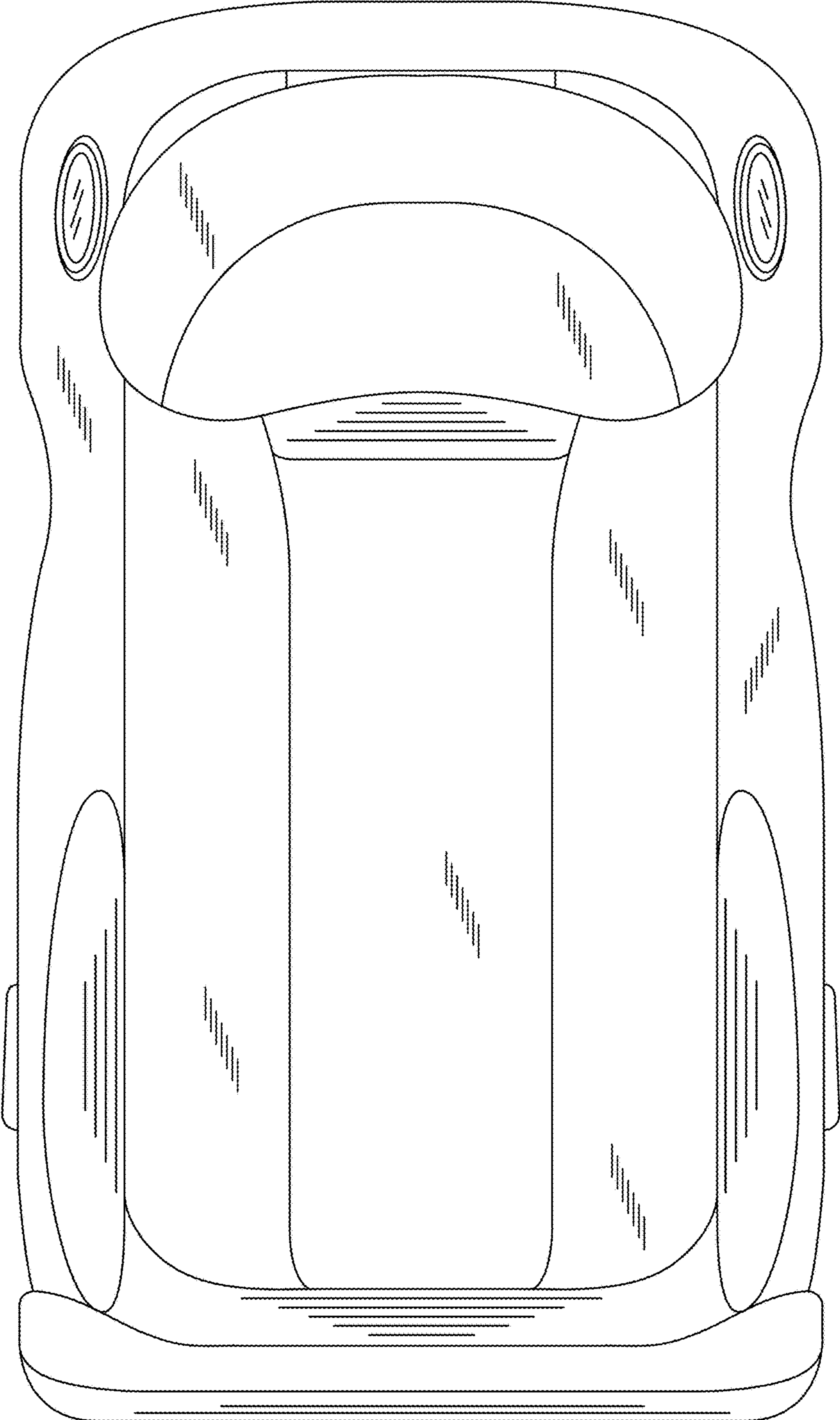


FIG.2

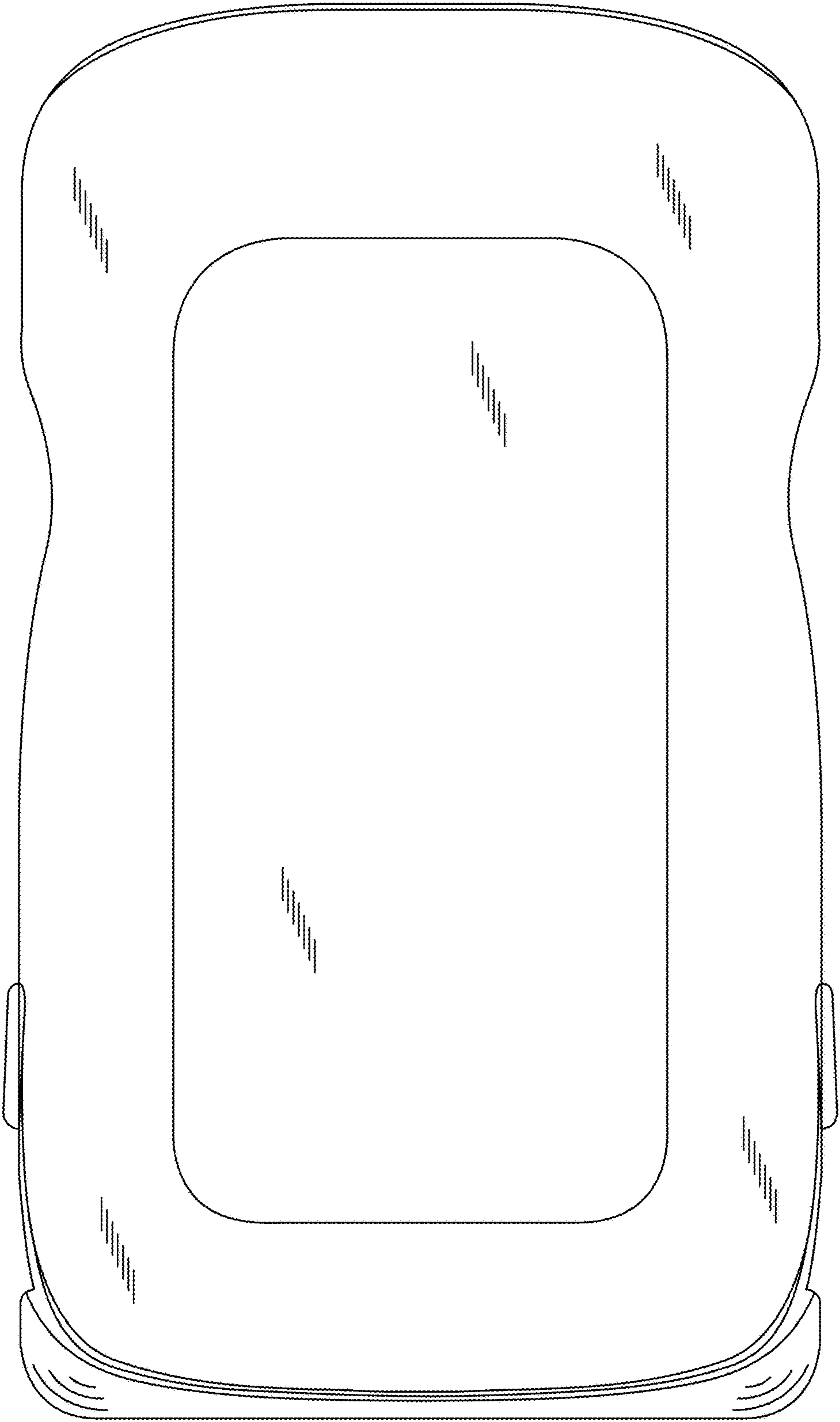


FIG.3



FIG.4

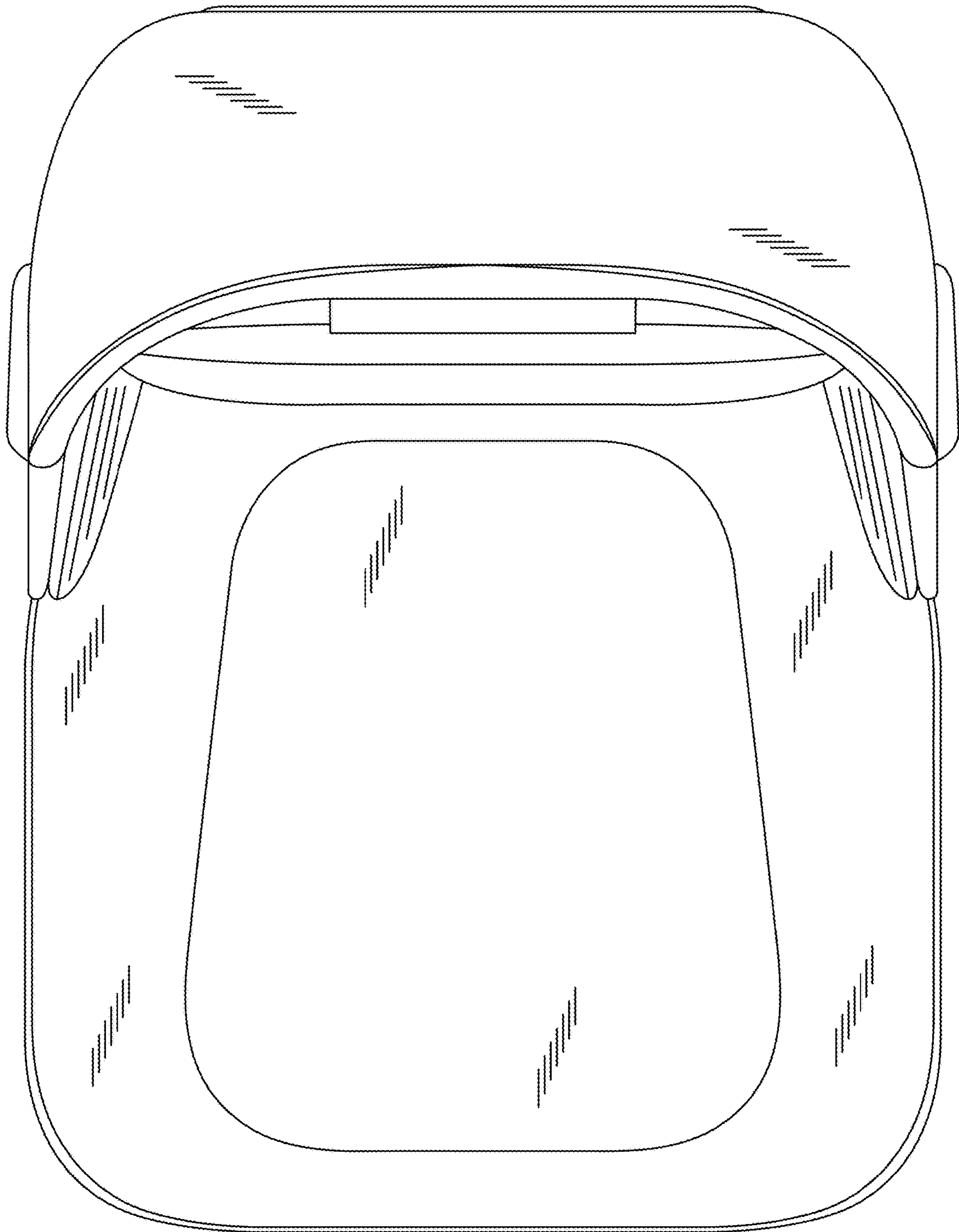


FIG. 5

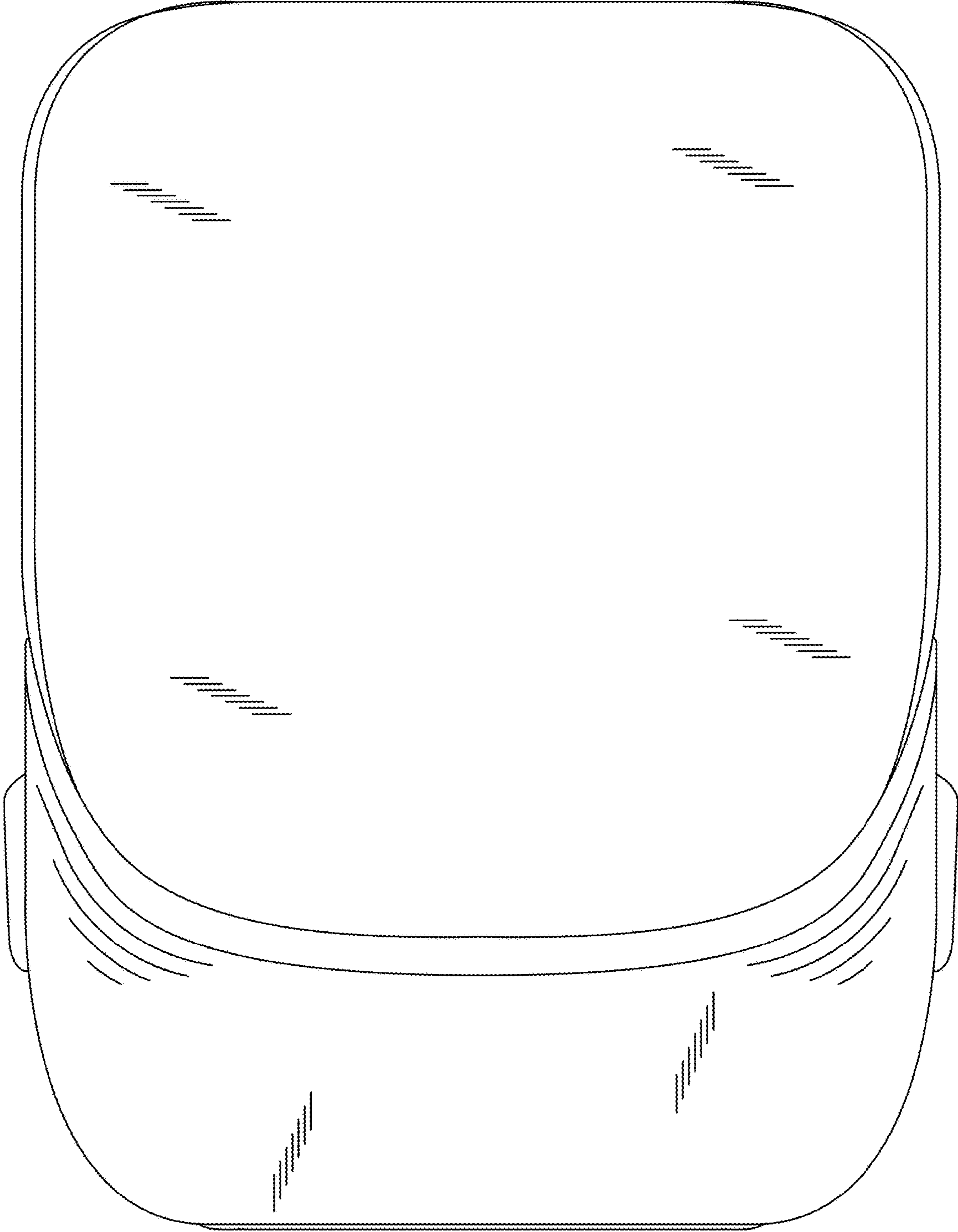


FIG.6