

US00D806439S

(12) **United States Design Patent** (10) **Patent No.:** **US D806,439 S**
Buccola, Jr. et al. (45) **Date of Patent:** **** Jan. 2, 2018**

(54) **RAIL FOR BLINDS**
 (71) Applicant: **Hunter Douglas Inc.**, Pearl River, NY (US)
 (72) Inventors: **Nickolas C. Buccola, Jr.**, Brighton, CO (US); **Stephen P. Smith**, Denver, CO (US)
 (73) Assignee: **HUNTER DOUGLAS INC.**, Pearl River, NY (US)
 (**) Term: **15 Years**

5,285,838 A 2/1994 Rapp et al.
 5,320,154 A 6/1994 Colson et al.
 5,375,642 A 12/1994 Gaber et al.
 D368,851 S * 4/1996 Cole D8/376
 5,655,590 A 8/1997 Bryant
 5,826,638 A 10/1998 Jelic
 D412,753 S 8/1999 Colson et al.
 D440,100 S * 4/2001 Horsten D6/580
 D440,444 S * 4/2001 Sonnenberg D6/580
 D443,457 S * 6/2001 Horsten D6/580
 6,412,537 B1 7/2002 Voss et al.
 6,546,989 B2 4/2003 Coleman et al.
 6,550,522 B1 4/2003 Lennon et al.
 6,758,258 B1 7/2004 Nien
 6,845,806 B2 1/2005 Gottschall et al.
 D522,297 S * 6/2006 Miller D6/580

(21) Appl. No.: **29/540,035**

(22) Filed: **Sep. 21, 2015**

(51) **LOC (11) Cl.** **06-10**

(52) **U.S. Cl.**
USPC **D6/580**

(58) **Field of Classification Search**
 USPC D6/575, 577, 579, 580; D8/349, 354, D8/363, 376, 377; D25/48.4, 48.7, 48.8, D25/60, 119-125, 136, 164; 49/413, 469, 49/504; 52/782.2; 160/32, 34, 35, 349.1, 160/349.2; 248/262, 264
 CPC . E06B 9/40; E06B 9/264; E06B 9/266; E06B 9/322; E06B 9/323; E06B 2009/2452; G02B 6/4459; G02B 6/4478
 See application file for complete search history.

(56) **References Cited**

U.S. PATENT DOCUMENTS

1,345,211 A 6/1920 Milnes
 1,900,769 A * 3/1933 Schemmel B60R 13/04
 296/135
 3,280,890 A 10/1966 Preziosi
 D229,493 S * 12/1973 Feakins D25/125
 D294,867 S * 3/1988 Meshulam D25/119
 5,127,458 A 7/1992 Schaefer et al.
 5,176,192 A 1/1993 Judkins et al.

FOREIGN PATENT DOCUMENTS

EM 001285118-0001 * 7/2011

Primary Examiner — Susan Bennett Hattan
Assistant Examiner — Leanne Was-Englehart
 (74) *Attorney, Agent, or Firm* — Leason Ellis LLP

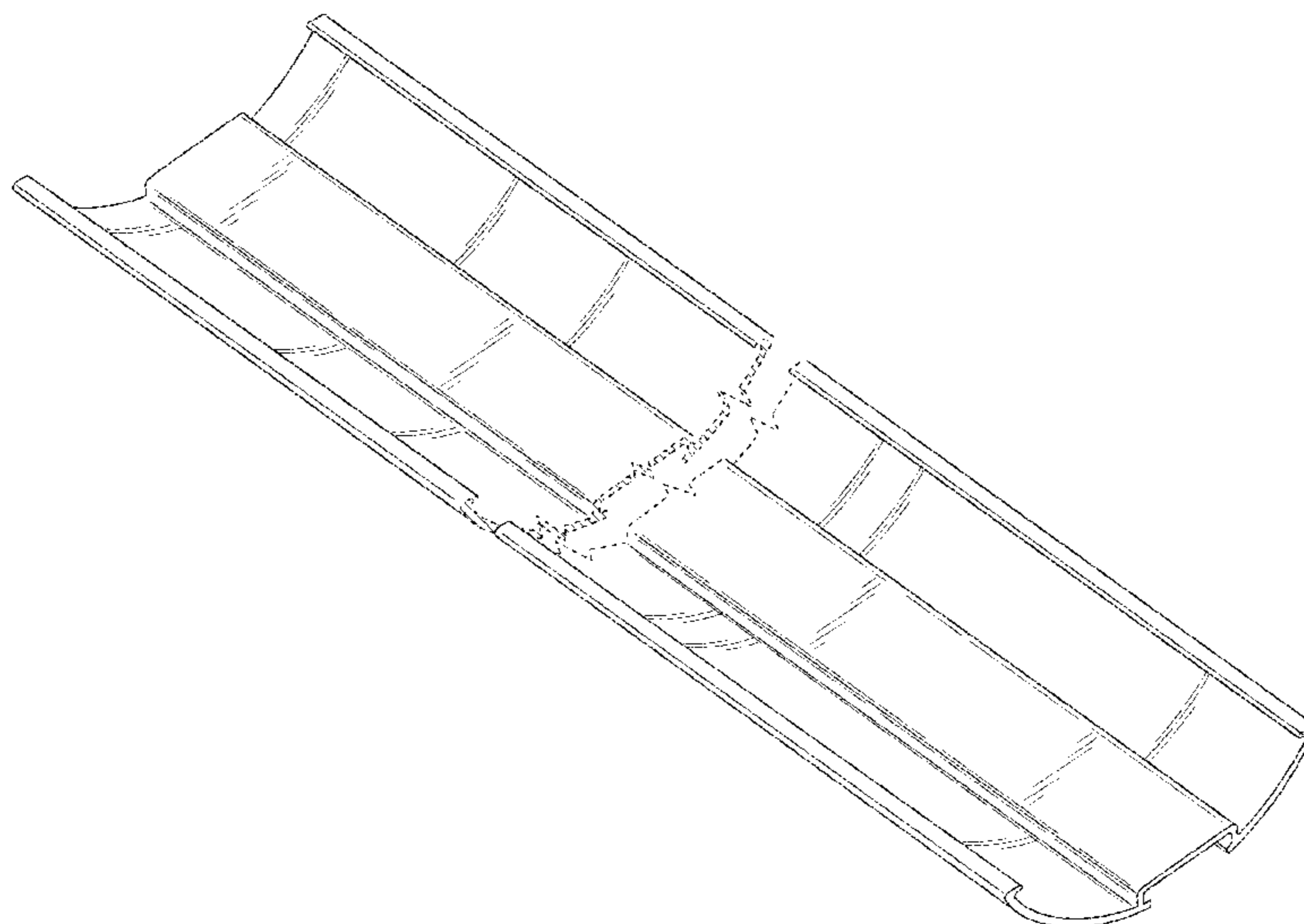
(57) **CLAIM**

We claim the ornamental design for a rail for blinds, as shown and described.

DESCRIPTION

FIG. 1 is a top front isometric view of a rail for blinds of the present design. The broken lines in the drawings depict representational break lines.
 FIG. 2 is a front elevation view thereof.
 FIG. 3 is a rear elevation view thereof.
 FIG. 4 is a right side elevation view thereof.
 FIG. 5 is a left side elevation view thereof.
 FIG. 6 is a top plan view thereof; and,
 FIG. 7 is a bottom plan view thereof.
 The appearance of any portion of the article between the break lines forms no part of the claimed design.

1 Claim, 3 Drawing Sheets



(56)

References Cited

U.S. PATENT DOCUMENTS

D530,967	S *	10/2006	Smith	D6/580
D542,068	S *	5/2007	Watkins	D6/580
D546,104	S *	7/2007	Miller	D6/580
D601,274	S *	9/2009	Koenig, Jr.	D25/164
D633,320	S *	3/2011	Brace	D6/580
D675,750	S *	2/2013	King	D25/122
D677,405	S *	3/2013	Landis	D25/121
D680,357	S *	4/2013	Wills	D6/580
9,322,210	B2	4/2016	Lukosiunas et al.		
D762,462	S *	8/2016	Anderson	D25/121
9,410,371	B2 *	8/2016	Faller	E06B 9/322
D772,435	S *	11/2016	Meske	D25/122
2002/0046816	A1 *	4/2002	Judkins	E06B 9/264 160/32
2009/0294076	A1	12/2009	McNiel		
2011/0056630	A1 *	3/2011	Buccola, Jr.	E06B 9/36 160/168.1 V
2014/0262068	A1 *	9/2014	Buccola, Jr.	E06B 9/322 160/120
2015/0034262	A1	2/2015	Franssen		
2016/0130866	A1 *	5/2016	Buccola, Jr.	E06B 9/322 185/9

* cited by examiner

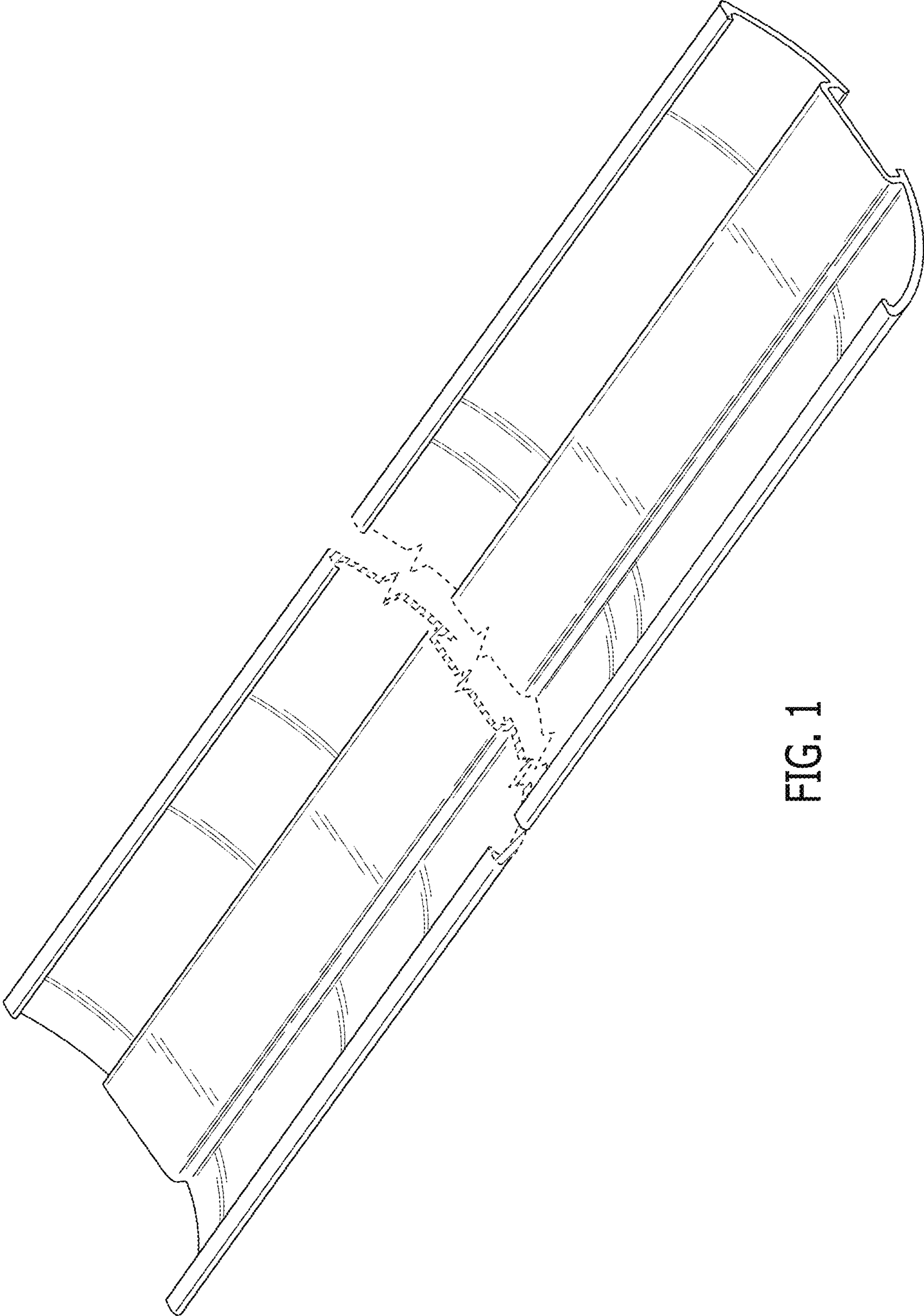


FIG. 1



FIG. 2



FIG. 3



FIG. 4



FIG. 5

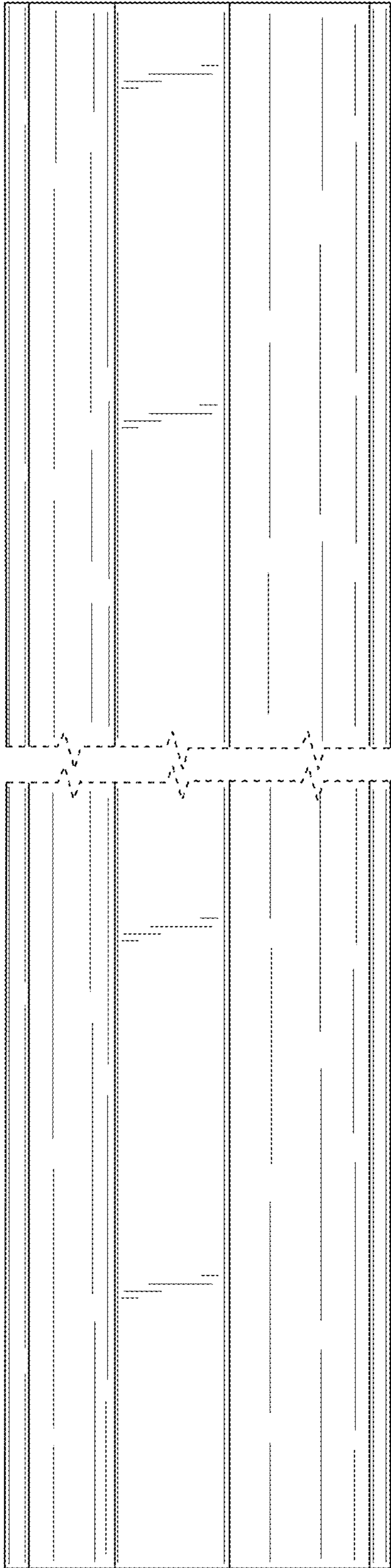


FIG. 6

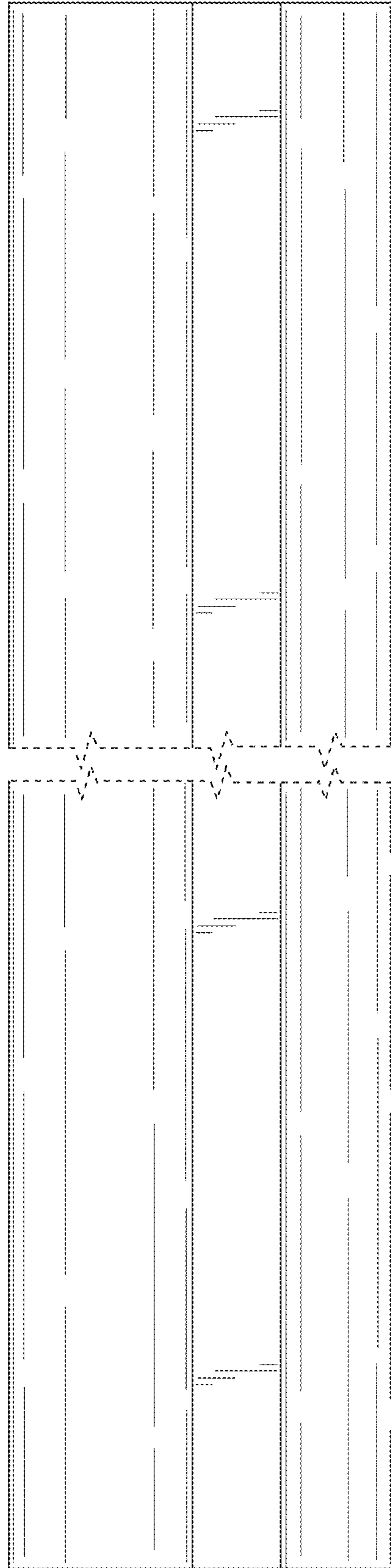


FIG. 7