

US00D806423S

(12) **United States Design Patent**
Silva et al.

(10) **Patent No.:** **US D806,423 S**
(45) **Date of Patent:** **** Jan. 2, 2018**

(54) **GAME CHAIR**

(71) Applicants: **Michael Silva**, Kendall Park, NJ (US);
Frank Silva, Cumming, GA (US)

(72) Inventors: **Michael Silva**, Kendall Park, NJ (US);
Frank Silva, Cumming, GA (US)

(**) Term: **15 Years**

(21) Appl. No.: **29/573,098**

(22) Filed: **Aug. 2, 2016**

(51) **LOC (11) Cl.** **06-01**

(52) **U.S. Cl.**
USPC **D6/368**

(58) **Field of Classification Search**
USPC D6/334, 335, 336, 360, 361, 367, 368,
D6/371-375, 379-381, 716, 716.1-716.8,
D6/358

CPC A47C 7/00; A47C 7/62; A47C 7/18; A47C
7/54; A47C 4/00; A47C 4/028; A47C
4/28; A47C 3/16; A47C 3/04; A47C 3/12;
A47C 1/02; A47C 1/14

See application file for complete search history.

(56) **References Cited**

U.S. PATENT DOCUMENTS

5,688,023	A *	11/1997	Blocker, Jr.	A47C 7/62 297/188.03
D432,325	S *	10/2000	Zheng	D6/368
D434,234	S *	11/2000	Ferrentino	D6/336
D456,628	S *	5/2002	Satoshi	D6/368
6,899,383	B2 *	5/2005	Hwang	A47C 4/286 297/16.1
D516,825	S *	3/2006	Zheng	D6/358
D531,825	S *	11/2006	Jenkins	A47K 11/04 D6/335
7,311,355	B2 *	12/2007	Fargason	A01K 97/01 135/133
D570,971	S *	6/2008	Woodin	D23/299

D587,026	S *	2/2009	Earl	D6/368
D612,624	S *	3/2010	Lovley	D6/368
D651,009	S *	12/2011	Randall	D6/368
D674,628	S *	1/2013	Day	D6/368
D677,482	S *	3/2013	Spann	D6/368
D691,821	S *	10/2013	Mercieca	D6/368
D699,492	S *	2/2014	Day	D6/368
D711,147	S *	8/2014	Cohen	D6/368

(Continued)

Primary Examiner — Deanna L Pratt

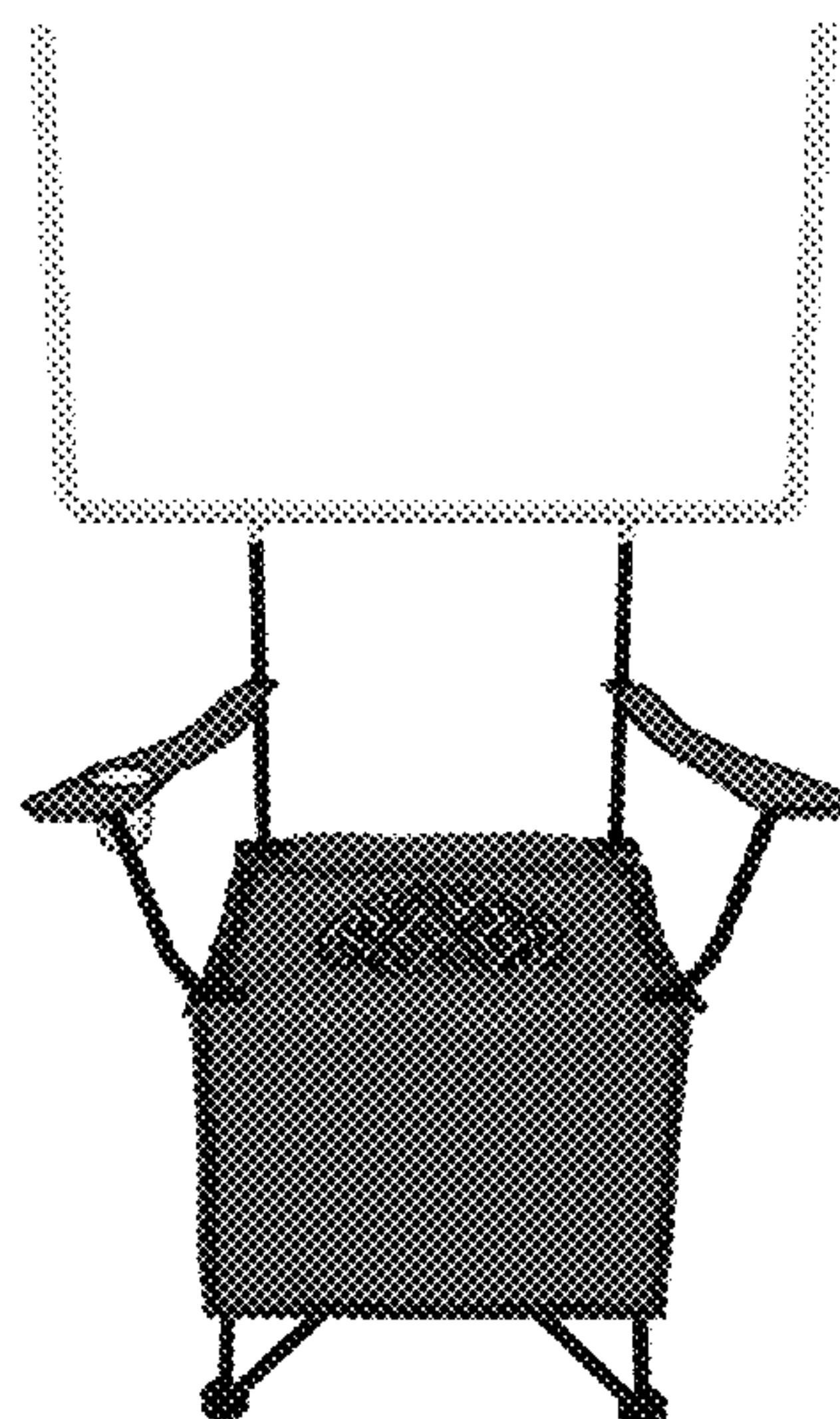
(57) **CLAIM**

The ornamental design for a game chair, as shown and described.

DESCRIPTION

FIG. 1 is a perspective view of a game chair showing our new design;
 FIG. 2 is a front elevational view thereof;
 FIG. 3 is a rear elevational view thereof;
 FIG. 4 is a left side elevational view thereof;
 FIG. 5 is a right side elevational view thereof;
 FIG. 6 is a bottom plan view thereof;
 FIG. 7 is a top plan view thereof;
 FIG. 8 is a front perspective view, showing the game chair in an alternate position with a seat flap folded down to reveal a hoop;
 FIG. 9 is a top perspective view thereof;
 FIG. 10 is left perspective view thereof;
 FIG. 11 is a front perspective view, showing the game chair in another alternate position with a seat back and the seat flap folded down;
 FIG. 12 is a top perspective view thereof;
 FIG. 13 is left perspective view thereof;
 FIG. 14 is a front perspective view, showing the game chair in a further alternate position with the seat back and the seat flap folded down and a goalpost added to the seatback;
 FIG. 15 is a top perspective view thereof; and,
 FIG. 16 is left perspective view thereof.

1 Claim, 16 Drawing Sheets



(56)

References Cited

U.S. PATENT DOCUMENTS

D718,067	S	*	11/2014	Cohen	D6/368
D773,841	S	*	12/2016	Lyles	D6/362
D783,296	S	*	4/2017	Robinson	D6/335
D796,217	S	*	9/2017	Meoli	D6/336
D796,856	S	*	9/2017	Meoli	D6/336
2004/0066075	A1	*	4/2004	Yeh	A47C 4/286 297/354.1
2011/0175403	A1	*	7/2011	Kinsky	A47C 4/286 297/16.1
2014/0097652	A1	*	4/2014	Minkoff	A47C 7/744 297/180.14
2014/0123455	A1	*	5/2014	Mishica	A47C 4/286 29/401.1

* cited by examiner



FIG. 1



FIG. 2



FIG. 3



FIG. 4



FIG. 5




FIG. 6




FIG. 7



FIG. 8

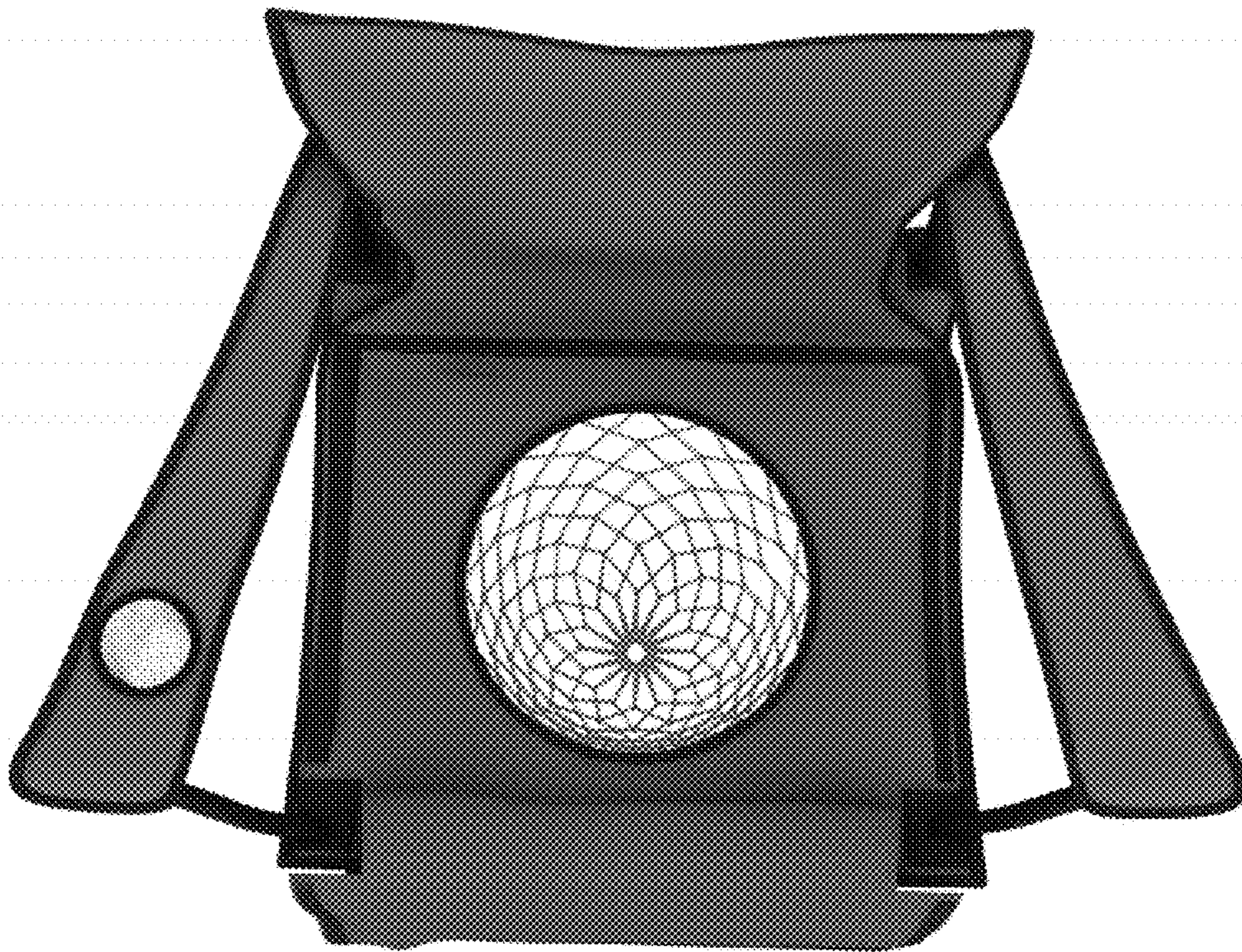


FIG. 9



FIG. 10



FIG. 11

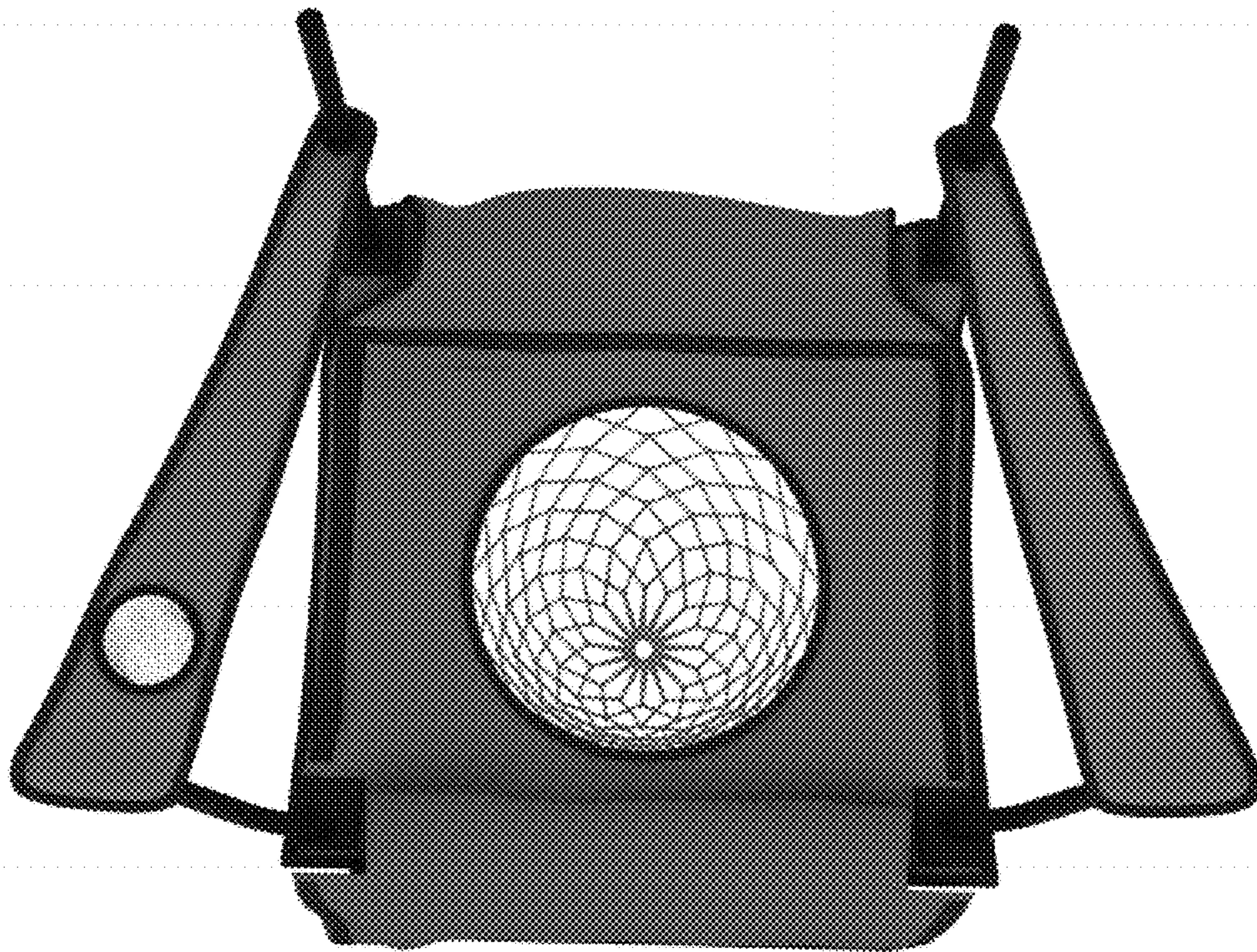


FIG. 12



FIG. 13



FIG. 14




FIG. 15

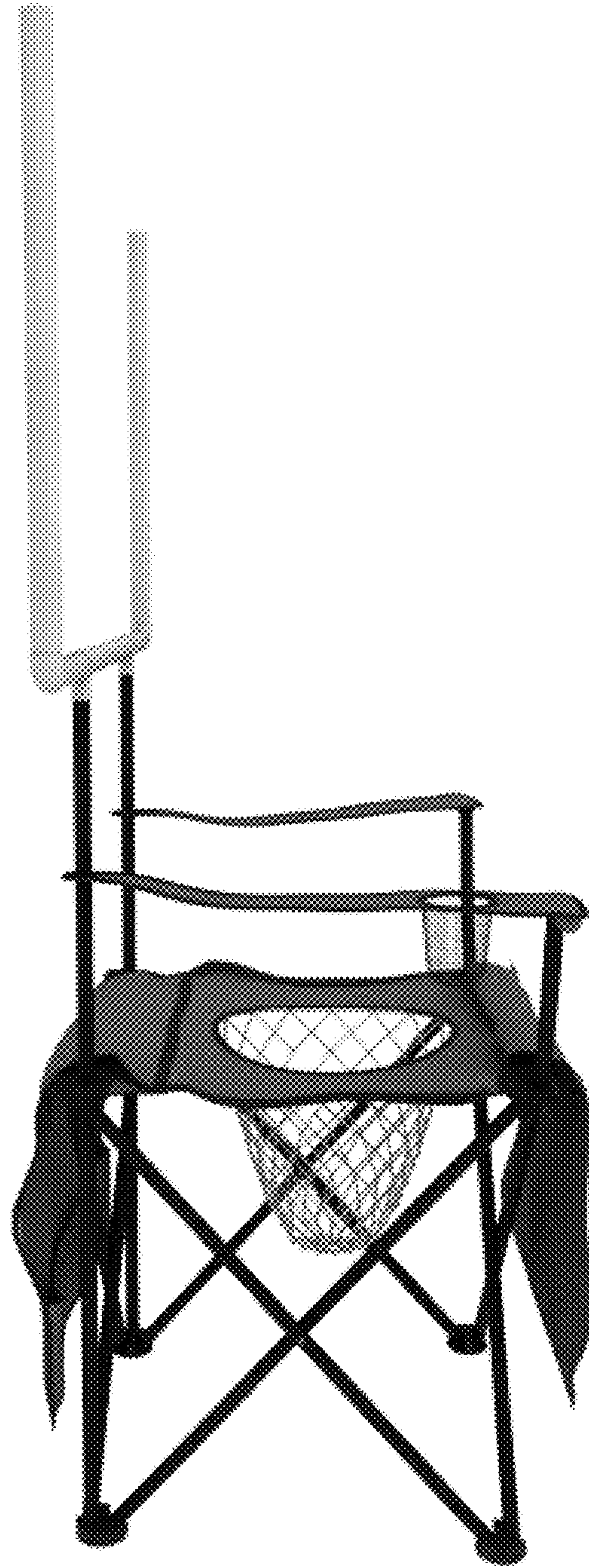


FIG. 16