



US00D806404S

(12) **United States Design Patent** (10) **Patent No.:** **US D806,404 S**
Klar (45) **Date of Patent:** **** Jan. 2, 2018**

(54) JEWELRY HANGER	2,644,589 A *	7/1953 Levine	A47G 25/54 206/285
(71) Applicant: Trendsformers, LLC , West Orange, NJ (US)	D201,735 S *	7/1965 Reich	223/85
	3,194,457 A *	7/1965 Freilich	A47G 25/743 211/119
(72) Inventor: David Klar , West Orange, NJ (US)	3,633,802 A *	1/1972 Webster	A47G 25/1442 294/143
(73) Assignee: TRENDSFORMERS , West Orange, NJ (US)	4,243,146 A *	1/1981 Davitz	B05C 13/00 118/500
(**) Term: 15 Years	D471,724 S *	3/2003 Bodine	D6/315
(21) Appl. No.: 29/620,342	6,749,093 B2 *	6/2004 Harris	A47G 25/743 223/85
(22) Filed: Oct. 25, 2016	D543,367 S *	5/2007 Sack	D6/315
	D752,886 S *	4/2016 Ohrling	D6/317
	D770,782 S *	11/2016 Klar	D6/315
	2006/0226179 A1 *	10/2006 Hsu	A47G 25/743 223/85
	2015/0196143 A1 *	7/2015 Sterling	A45D 8/00 29/452
	2015/0245724 A1 *	9/2015 Sut	A47G 25/28 223/88

Related U.S. Application Data

(63) Continuation-in-part of application No. 29/474,229, filed on Jul. 14, 2014, now Pat. No. Des. 770,782.

(51) **LOC (11) Cl.** **06-08**

(52) **U.S. Cl.**
USPC **D6/317**; D6/315

(58) **Field of Classification Search**
USPC D6/315-328; 223/85-98; 211/10, 13.1, 211/85.3, 86.01, 87.01, 113, 119
CPC A47G 25/28; A47G 25/38; A47G 25/14; A47G 25/442; A47G 25/483; A47G 25/485; A47G 25/4023; Y10S 223/04; A47F 5/0006

See application file for complete search history.

References Cited

(56) **U.S. PATENT DOCUMENTS**

1,911,208 A * 5/1933 Roman A47G 25/60
223/86

2,025,114 A * 12/1935 Legus A47G 25/24
223/88

2,475,992 A * 7/1949 Schliestedt A47G 25/52
223/91

* cited by examiner

Primary Examiner — Lauren Calve
(74) *Attorney, Agent, or Firm* — Jonathan E. Grant; Grant Patent Service

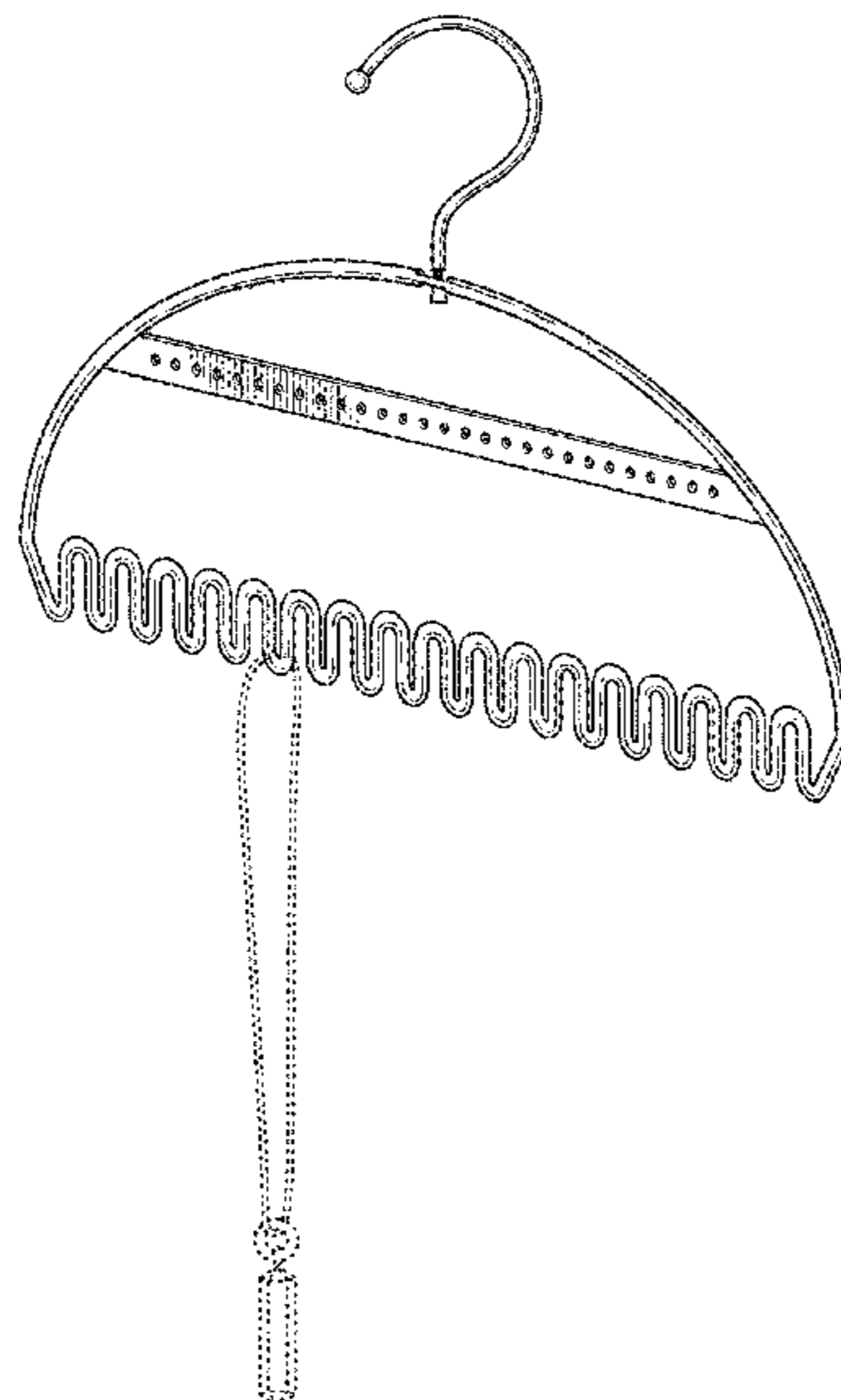
(57) **CLAIM**

I claim the ornamental design for a jewelry hanger, as shown and described.

DESCRIPTION

FIG. 1—is a perspective view of a jewelry hanger;
FIG. 2—is a front view thereof;
FIG. 3—is a back view thereof;
FIG. 4—is bottom view thereof;
FIG. 5—is a top view thereof;
FIG. 6—is a side view thereof; and,
FIG. 7—is an opposite side view thereof.
The broken lines shown represent unclaimed subject matter and form no part of the claimed design.

1 Claim, 5 Drawing Sheets



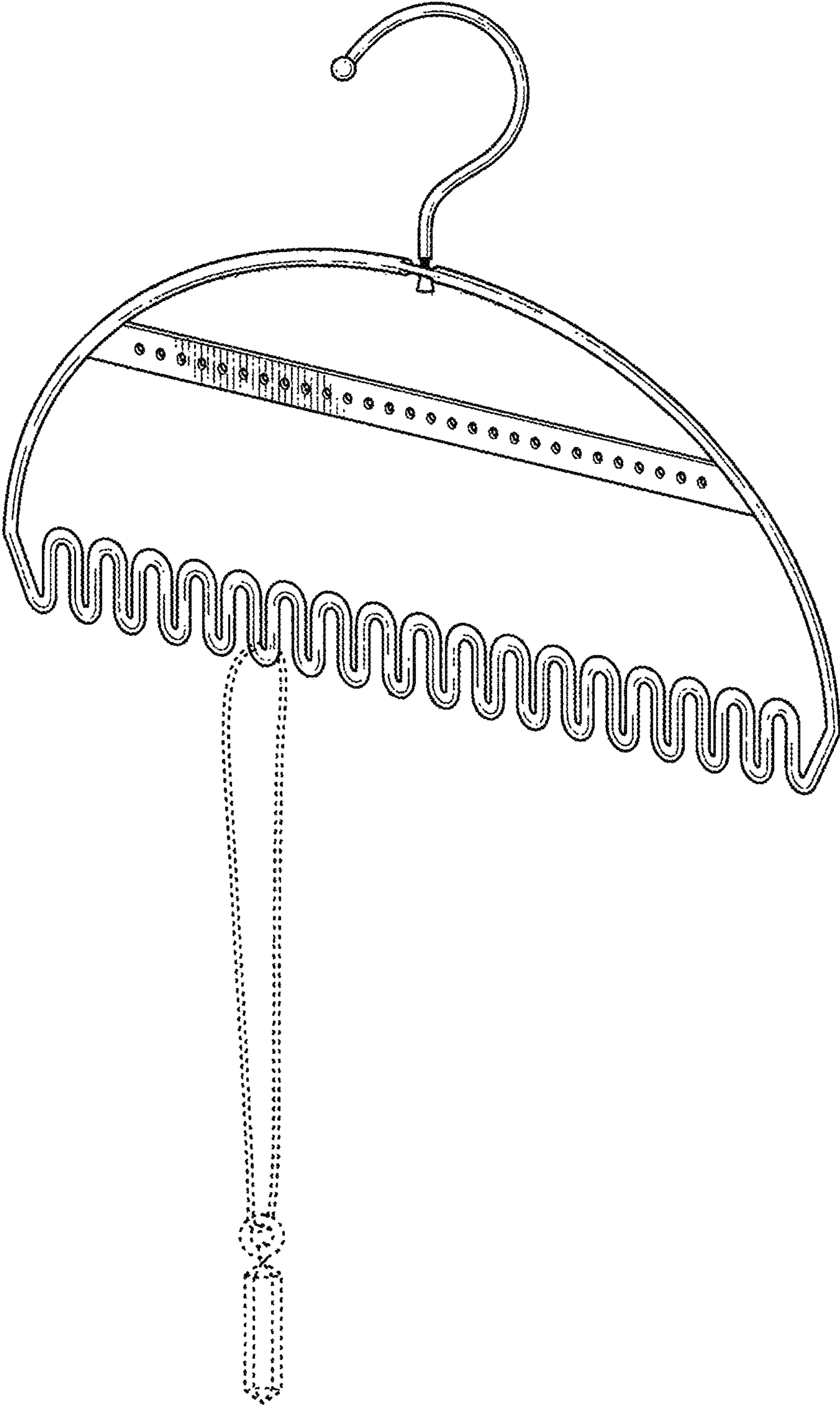


FIG. 1

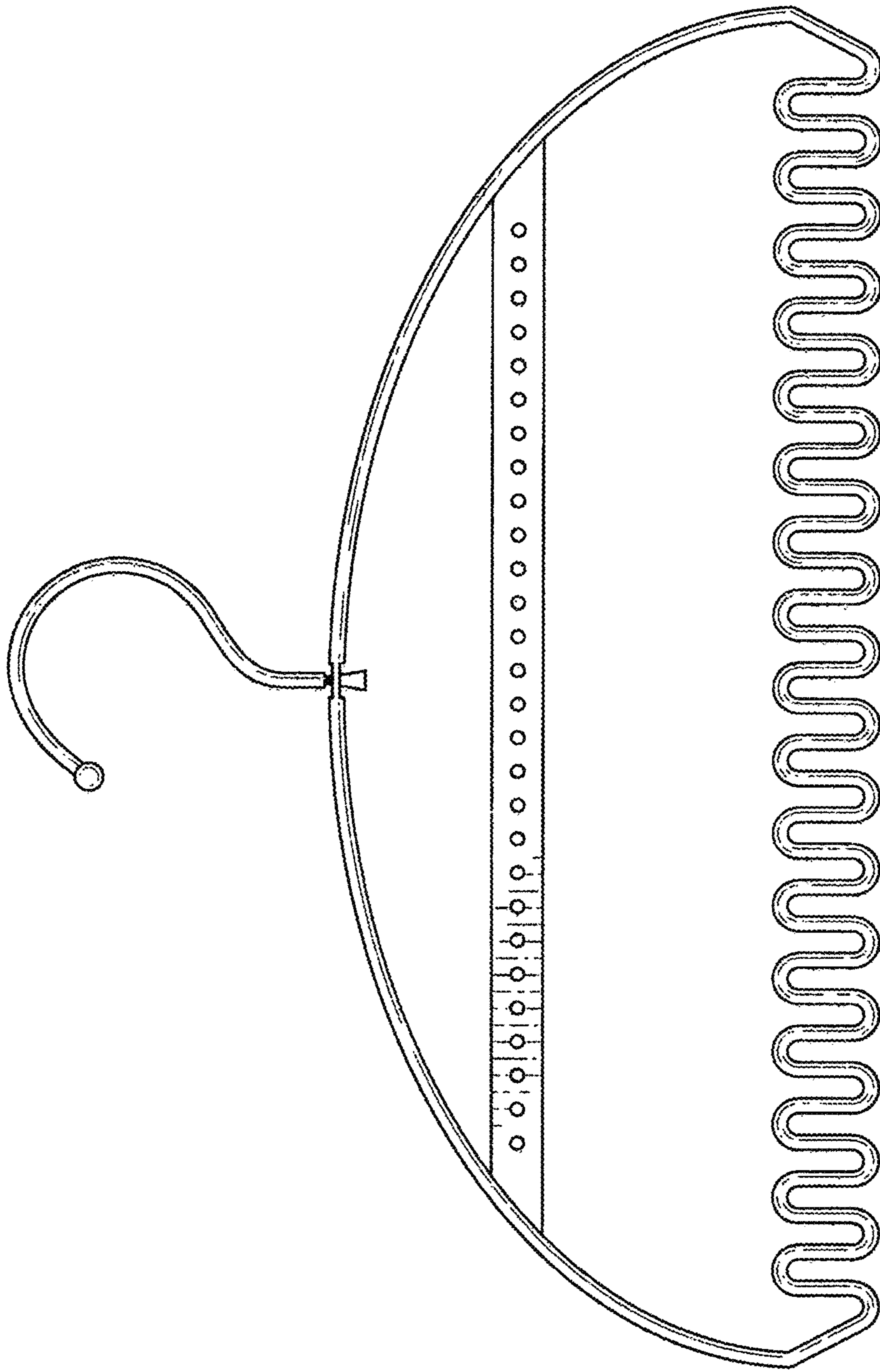


FIG. 2

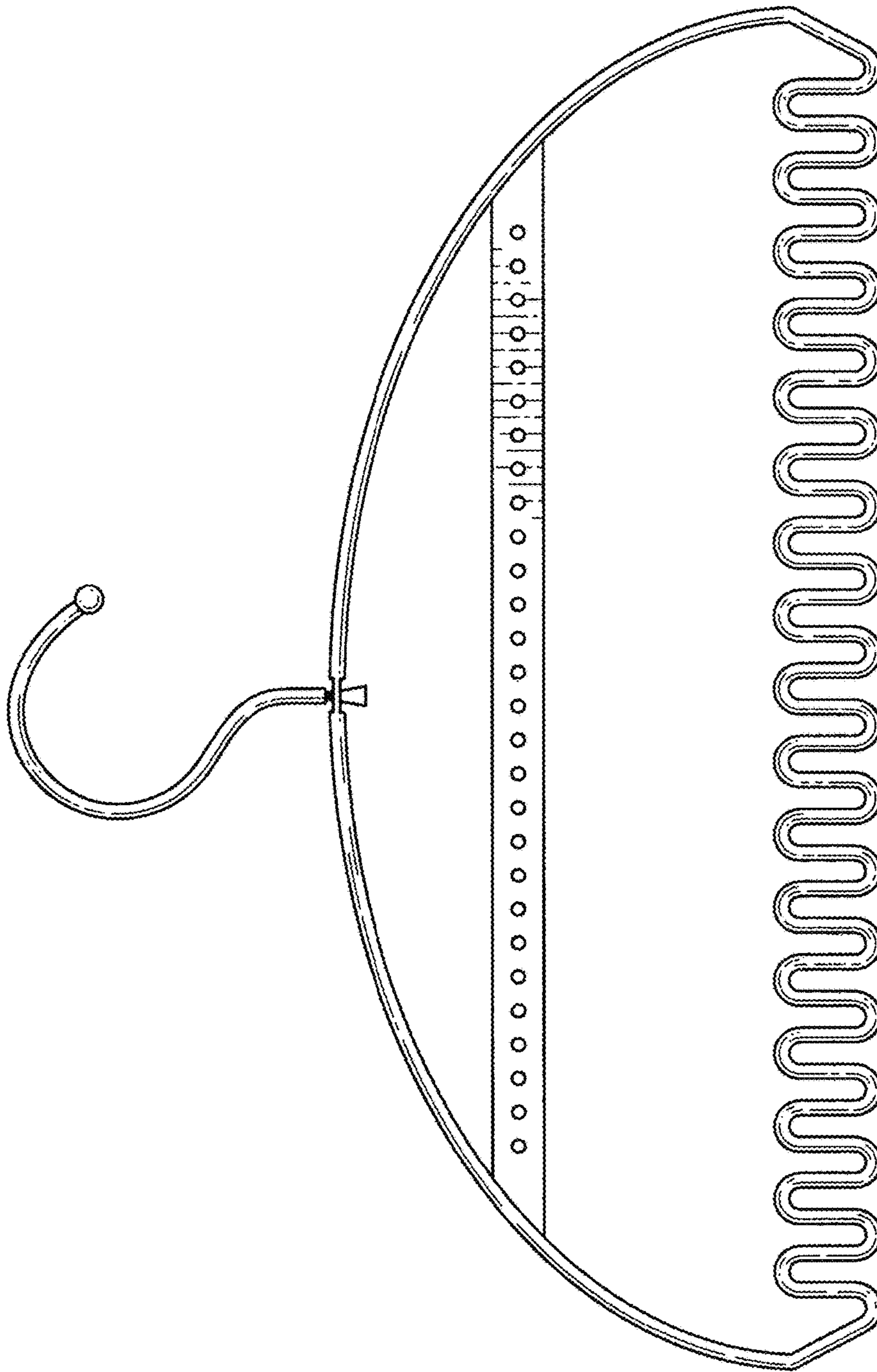


FIG. 3



FIG. 4



FIG. 5

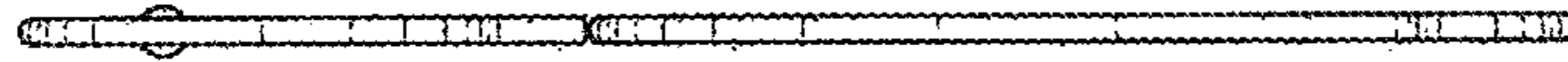


FIG. 7

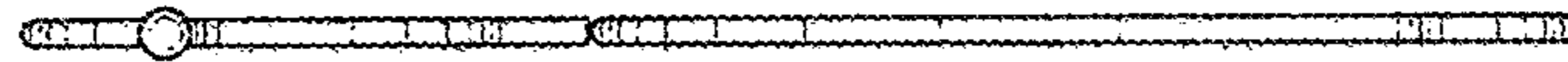


FIG. 6