



US00D806379S

(12) **United States Design Patent**
Korfonta

(10) **Patent No.:** **US D806,379 S**
(45) **Date of Patent:** **** Jan. 2, 2018**

- (54) **CANTEEN**
- (71) Applicant: **Stephen R. Korfonta**, Fort Walton Beach, FL (US)
- (72) Inventor: **Stephen R. Korfonta**, Fort Walton Beach, FL (US)
- (**) Term: **15 Years**
- (21) Appl. No.: **29/549,266**

D279,547 S *	7/1985	Tobias	D9/522
D315,829 S *	4/1991	Covington	D3/202
D324,822 S *	3/1992	Brabeck	D7/605
D326,228 S *	5/1992	Stratford	D24/224
D340,864 S *	11/1993	De Rothschild	D9/522
D356,469 S *	3/1995	Musilli	D3/202
D364,810 S *	12/1995	Meisner	D9/446
5,577,647 A	11/1996	Pittarelli		
D399,048 S *	10/1998	Sayre	D3/202
D407,210 S *	3/1999	Lauth, III	D3/202
D408,730 S *	4/1999	Herrmann	D9/443
D412,640 S *	8/1999	Much	D7/392
D413,432 S *	9/1999	Much	D3/202

(Continued)

- (22) Filed: **Dec. 21, 2015**
- (51) **LOC (11) Cl.** **03-01**
- (52) **U.S. Cl.**
USPC **D3/202**
- (58) **Field of Classification Search**
USPC D3/201, 202; D9/522, 549, 544, 447,
D9/454, 446, 449; D7/391, 392, 392.1
CPC B65D 1/02; B65D 1/0223; B65D 1/0246;
B65D 5/643; B65D 5/6614; B65D
2575/583; B65D 39/0052; B65D 41/04;
A45F 3/16; A45F 2003/166; C08L 1/28
See application file for complete search history.

(56) **References Cited**

U.S. PATENT DOCUMENTS

D53,666 S *	7/1919	Schwidetzky et al.	D9/522
D87,968 S *	10/1932	Lewis et al.	D3/202
2,422,747 A *	6/1947	Prichard	A45F 3/18 106/182.1
D197,926 S *	4/1964	Stull et al.	220/212
D207,882 S *	6/1967	Durand et al.	D9/522
3,323,684 A *	6/1967	Furrer	A45F 3/16 210/474
4,054,220 A *	10/1977	Rosenstein	A61C 17/036 134/117
D254,596 S *	4/1980	Spigelman	D9/522
4,272,768 A *	6/1981	Rookard, Jr.	H01Q 15/18 215/12.2
4,493,427 A *	1/1985	Wolkonsky	B65D 23/06 215/230

OTHER PUBLICATIONS

Non-Final Office Action Co-pending Utility U.S. Appl. No. 14/976,3214 dated Feb. 10, 2017.

Primary Examiner — John Windmuller
Assistant Examiner — Steven Czyz
(74) *Attorney, Agent, or Firm* — Lambert & Associates;
Gary E. Lambert; David J. Connaughton, Jr.

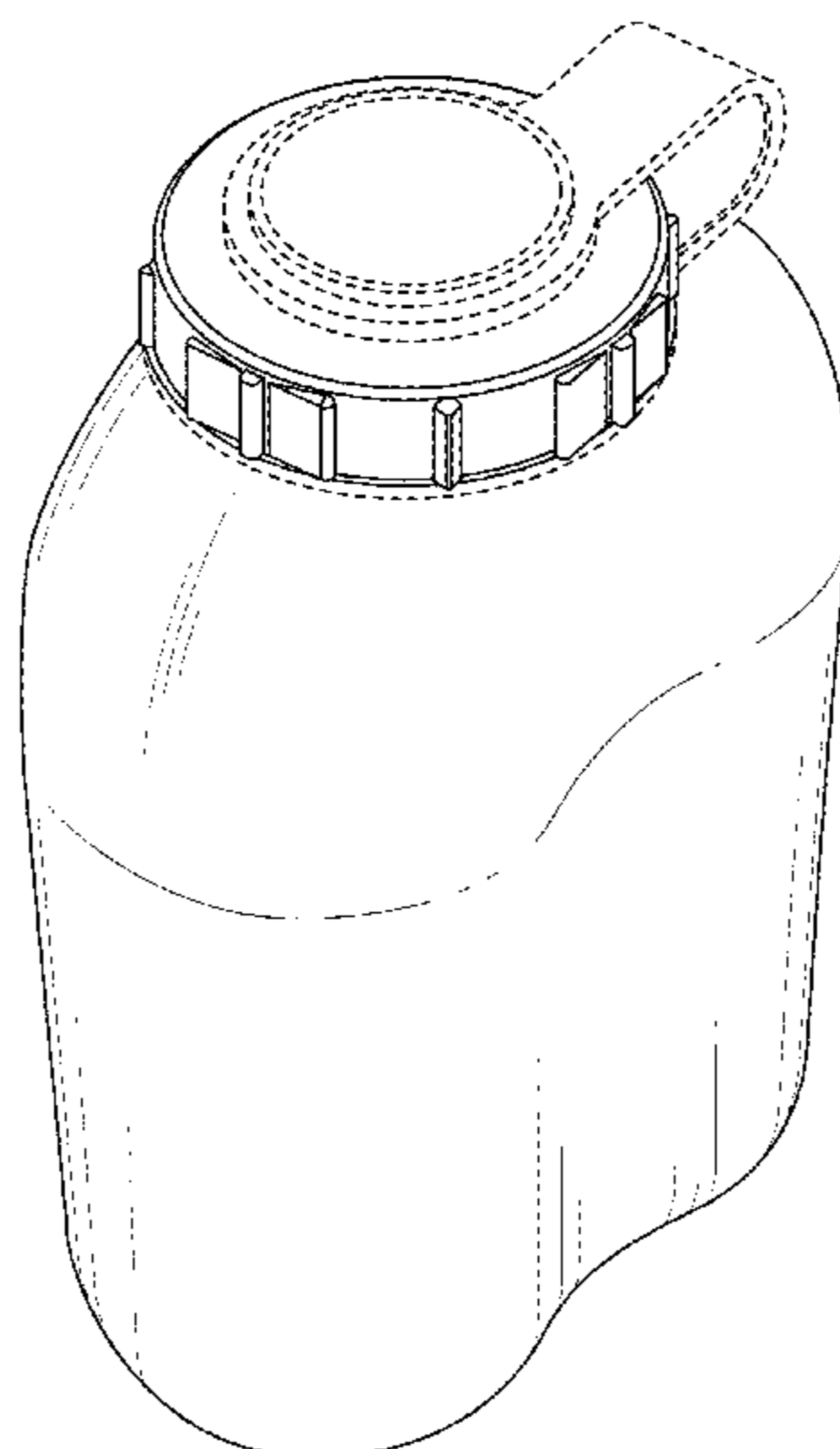
(57) **CLAIM**

The ornamental design for a canteen, as shown and described.

DESCRIPTION

FIG. 1 is a perspective front view of the canteen, which embodies my design;
FIG. 2 is a perspective rear view of the canteen;
FIG. 3 is a front view of the canteen;
FIG. 4 is a rear view of the canteen;
FIG. 5 is a top view of the canteen;
FIG. 6 is a bottom view of the canteen;
FIG. 7 is a left side view of the canteen; and,
FIG. 8 is a right side view of the canteen.
The broken lines depict portions of the article that form no part of the claimed design.

1 Claim, 6 Drawing Sheets



(56)

References Cited

U.S. PATENT DOCUMENTS

D413,485 S * 9/1999 Much D7/391
 D417,339 S * 12/1999 Miller D3/318
 D438,096 S * 2/2001 Lehnert D9/522
 D443,980 S * 6/2001 Stewart D3/202
 D510,270 S * 10/2005 Khalifa D9/503
 7,021,486 B1 * 4/2006 Hurlbut A47G 19/2272
 215/230
 D536,929 S * 2/2007 Kingsley D7/510
 D539,150 S * 3/2007 Leoncavallo D9/454
 D541,664 S * 5/2007 Galdini D9/574
 D562,138 S * 2/2008 Warner D9/522
 D562,544 S * 2/2008 Monk D3/202
 D592,958 S * 5/2009 Perlmutter D9/522
 D598,644 S * 8/2009 Solari D3/202
 D645,358 S * 9/2011 de Monclin D9/522
 D653,847 S * 2/2012 Seals D3/202

D674,277 S * 1/2013 Hanson D9/446
 D680,805 S * 4/2013 Rosbach D7/392.1
 D688,912 S * 9/2013 Rosbach D7/392.1
 D696,955 S * 1/2014 Kelly D9/522
 D718,044 S * 11/2014 Vargo D3/202
 D720,620 S * 1/2015 Gerard D9/522
 D720,923 S * 1/2015 Hadden D3/202
 D726,018 S * 4/2015 Archer D9/446
 D739,651 S * 9/2015 Hadden D3/202
 D769,671 S * 10/2016 Bielawski D7/392.1
 D775,530 S * 1/2017 Gayner D9/563
 2005/0247732 A1 * 11/2005 Duke B65D 75/5883
 222/183
 2008/0308554 A1 12/2008 Farrar et al.
 2010/0050684 A1 * 3/2010 Vickroy F25D 7/00
 62/457.3
 2010/0308047 A1 * 12/2010 Regan A45F 3/18
 220/212.5
 2011/0226770 A1 9/2011 Tiesberger

* cited by examiner

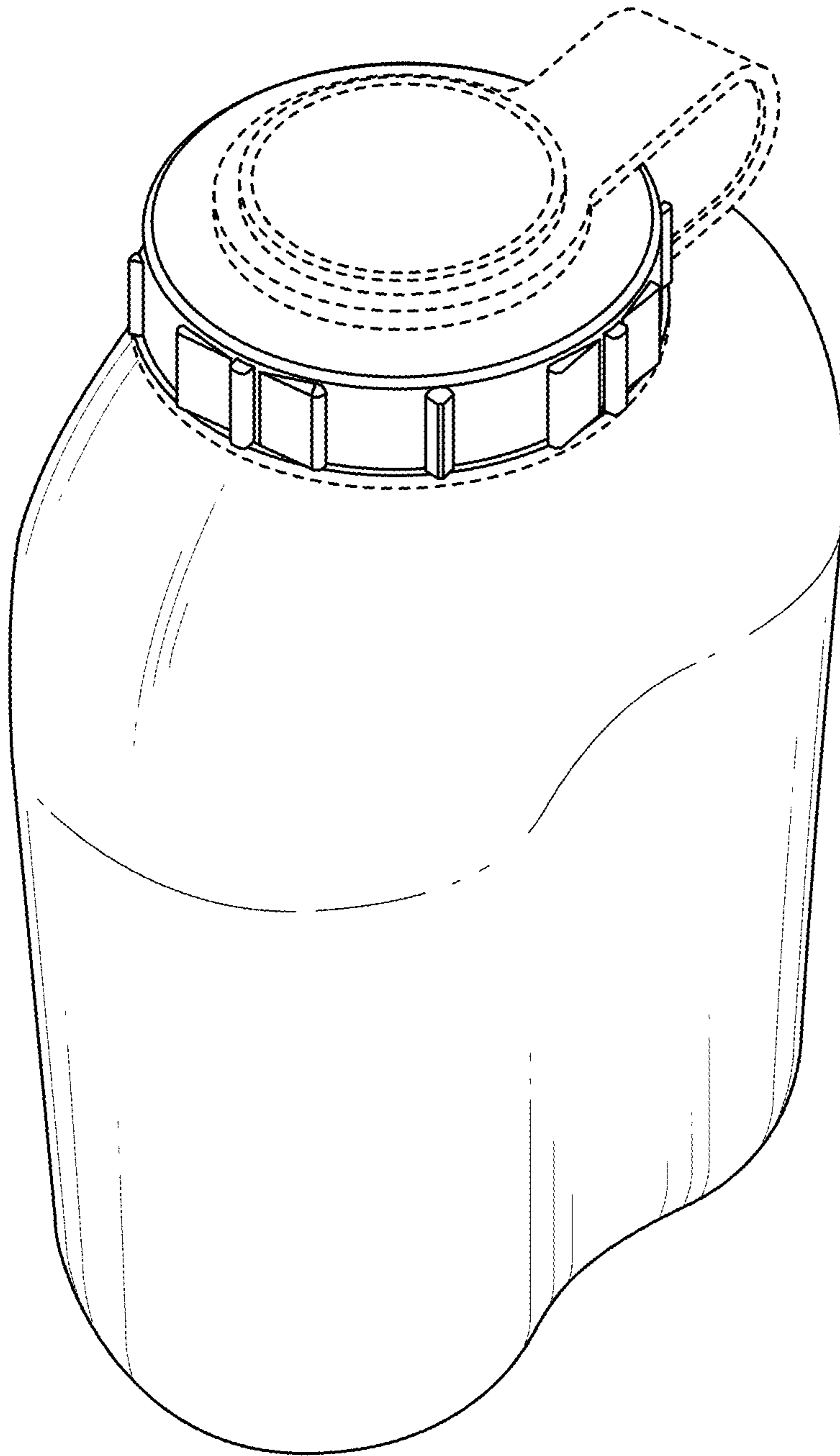


Fig. 1

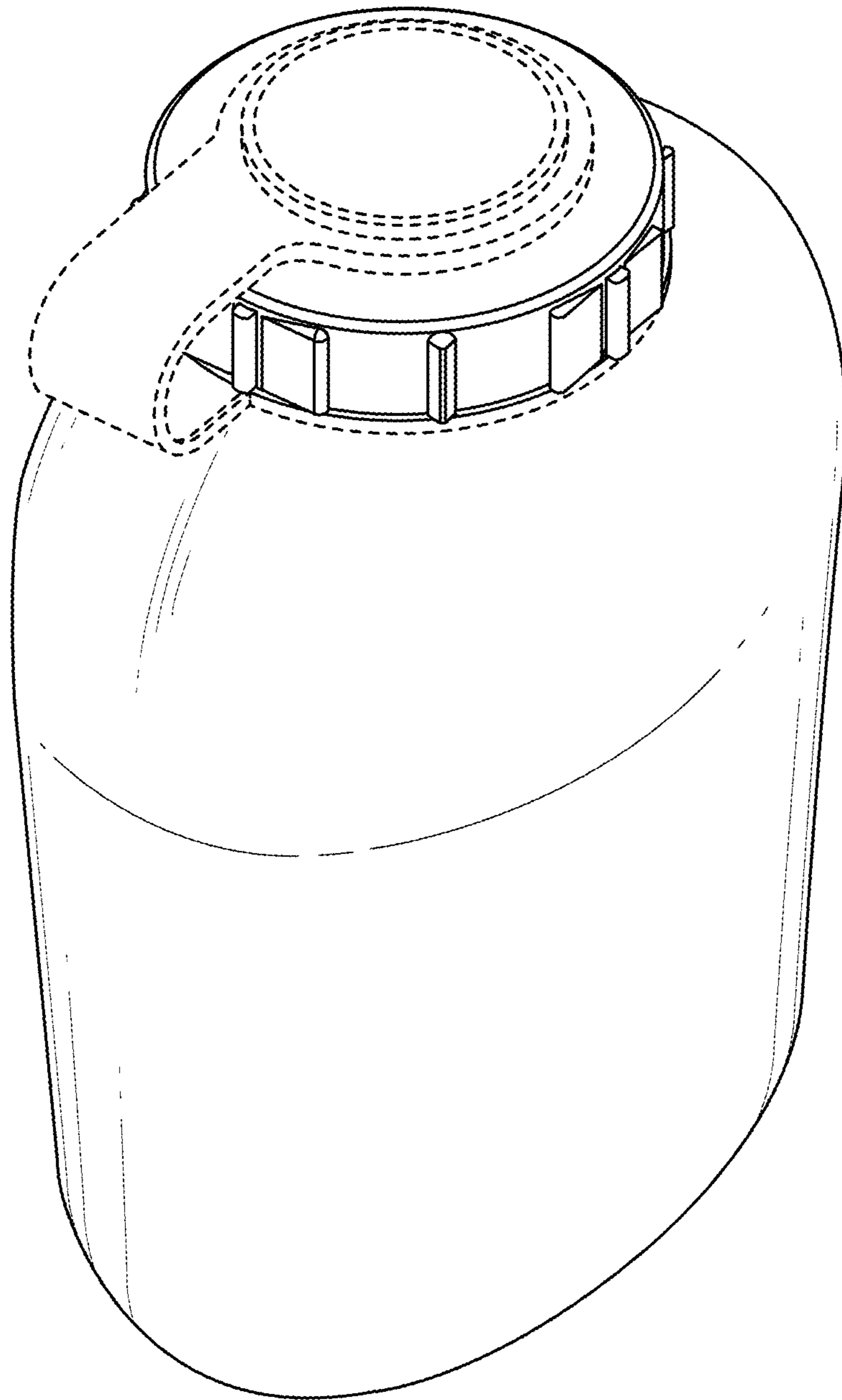


Fig. 2

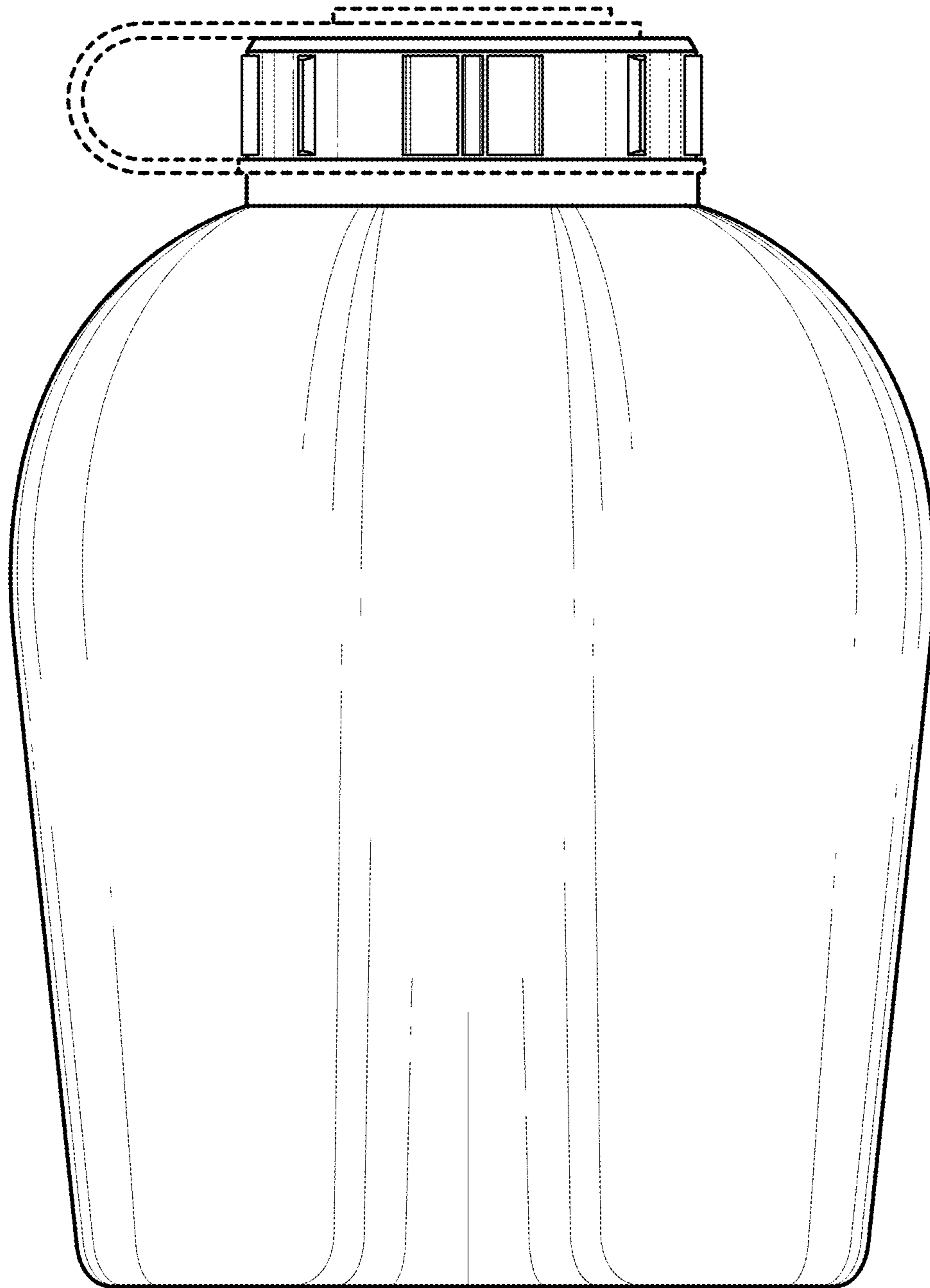


Fig. 3

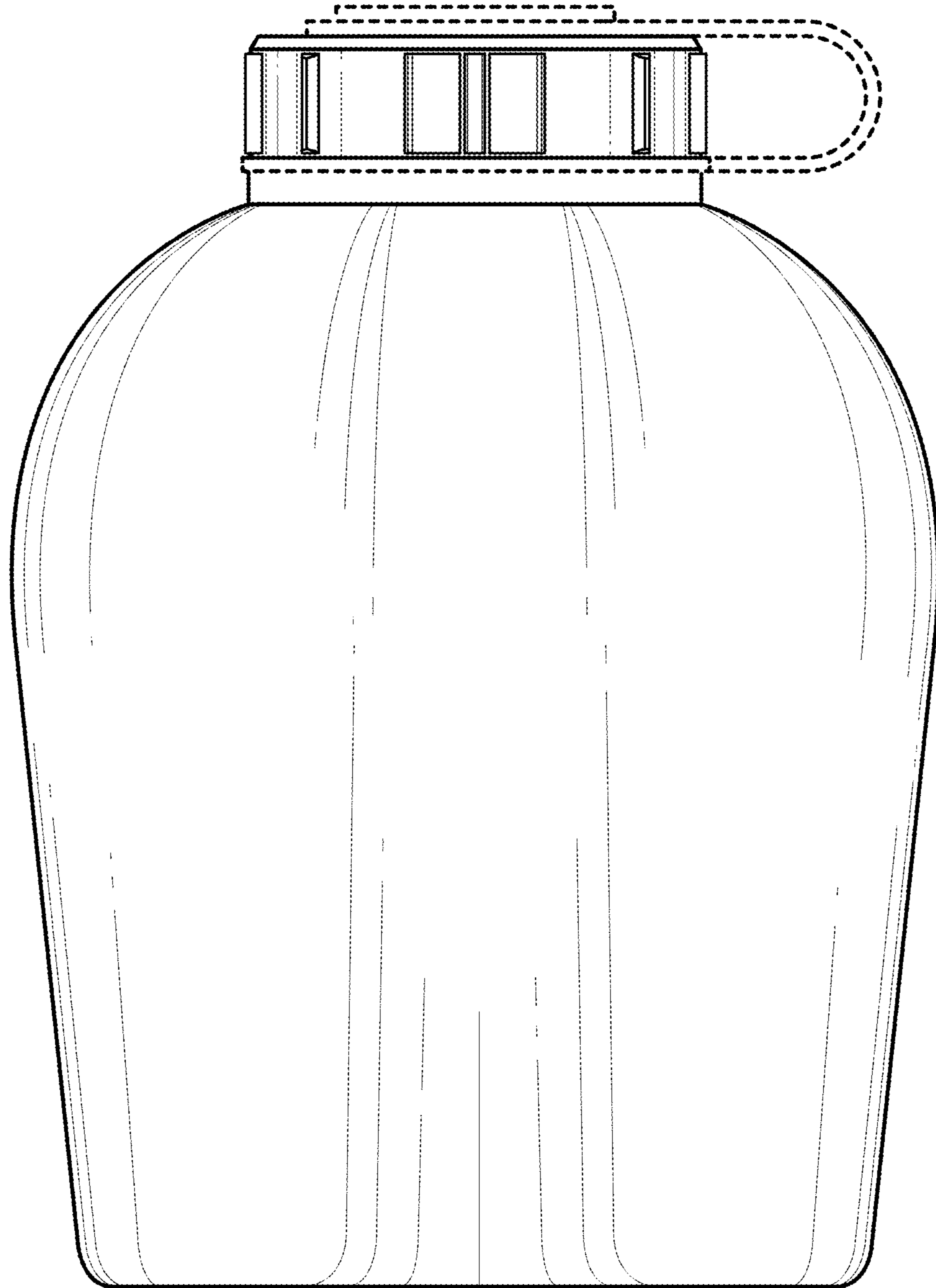


Fig. 4

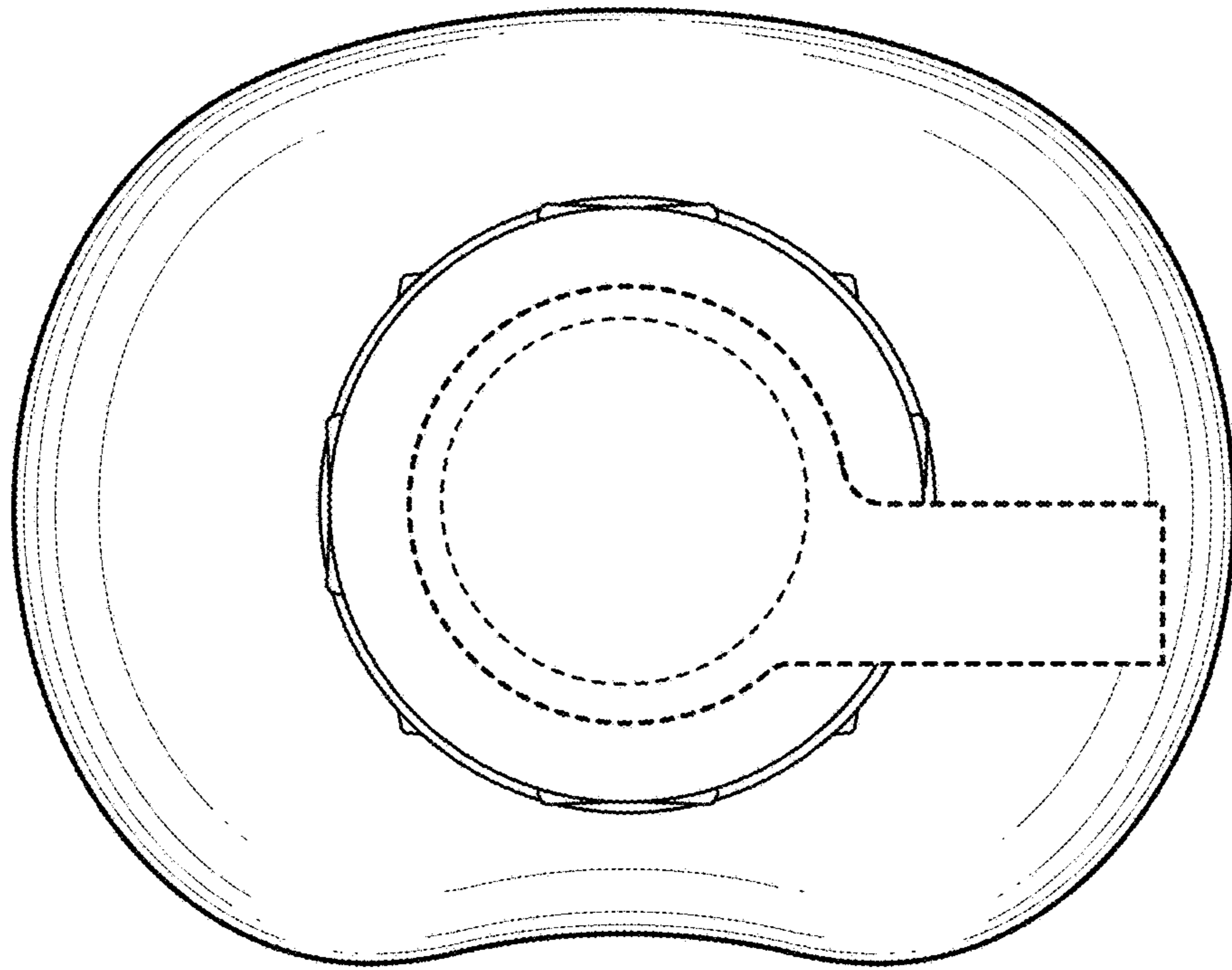


Fig. 5

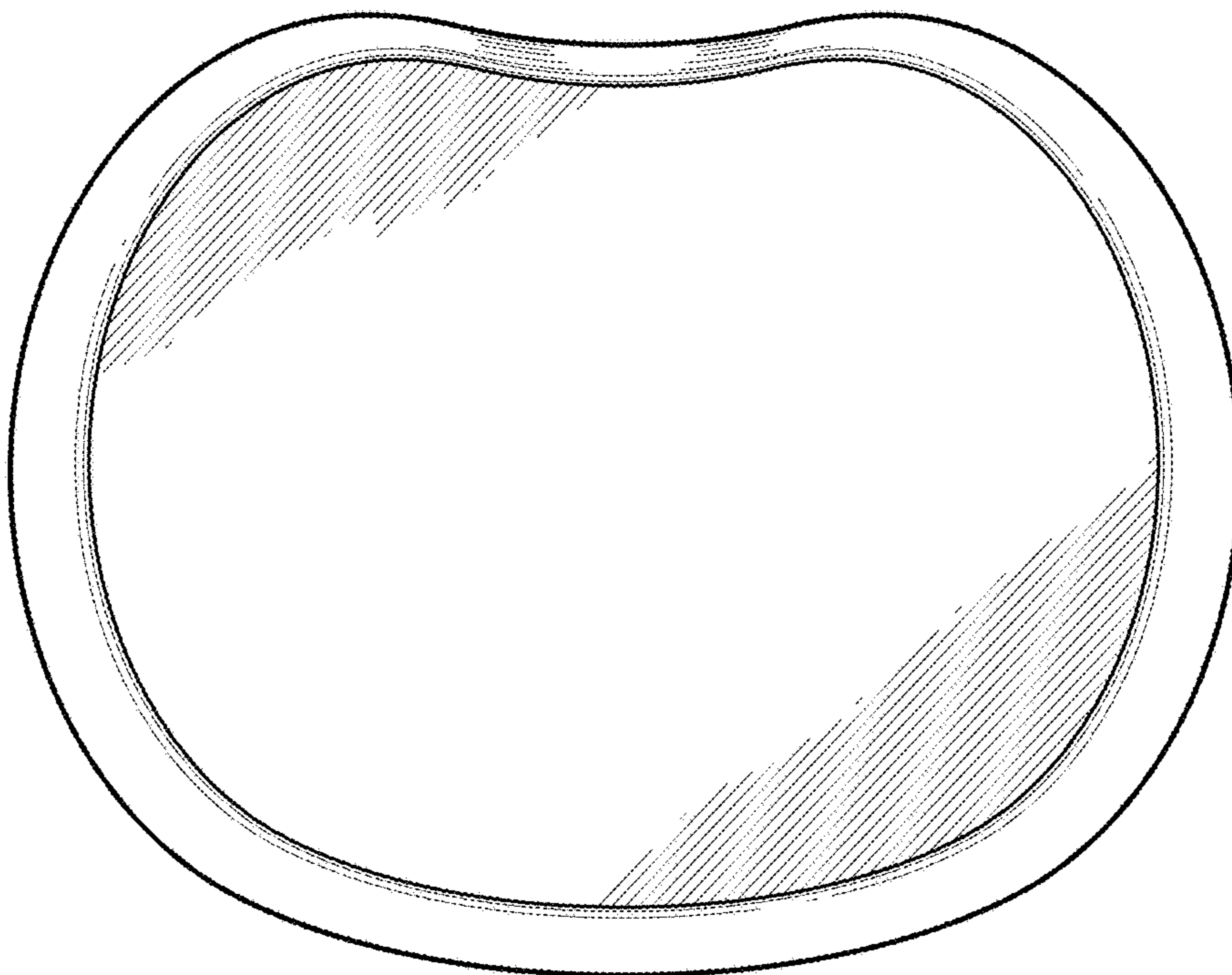


Fig. 6

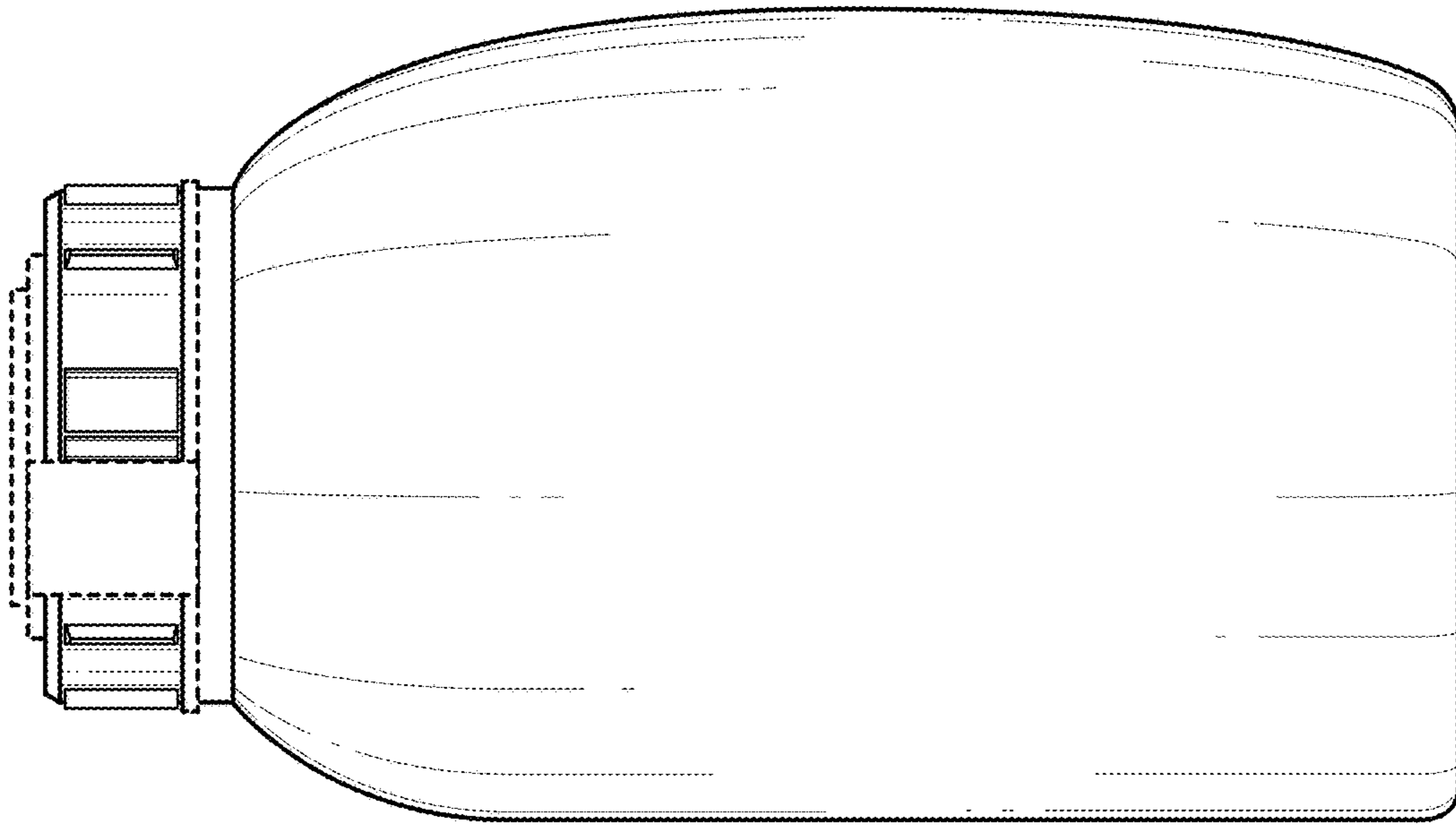


Fig. 8

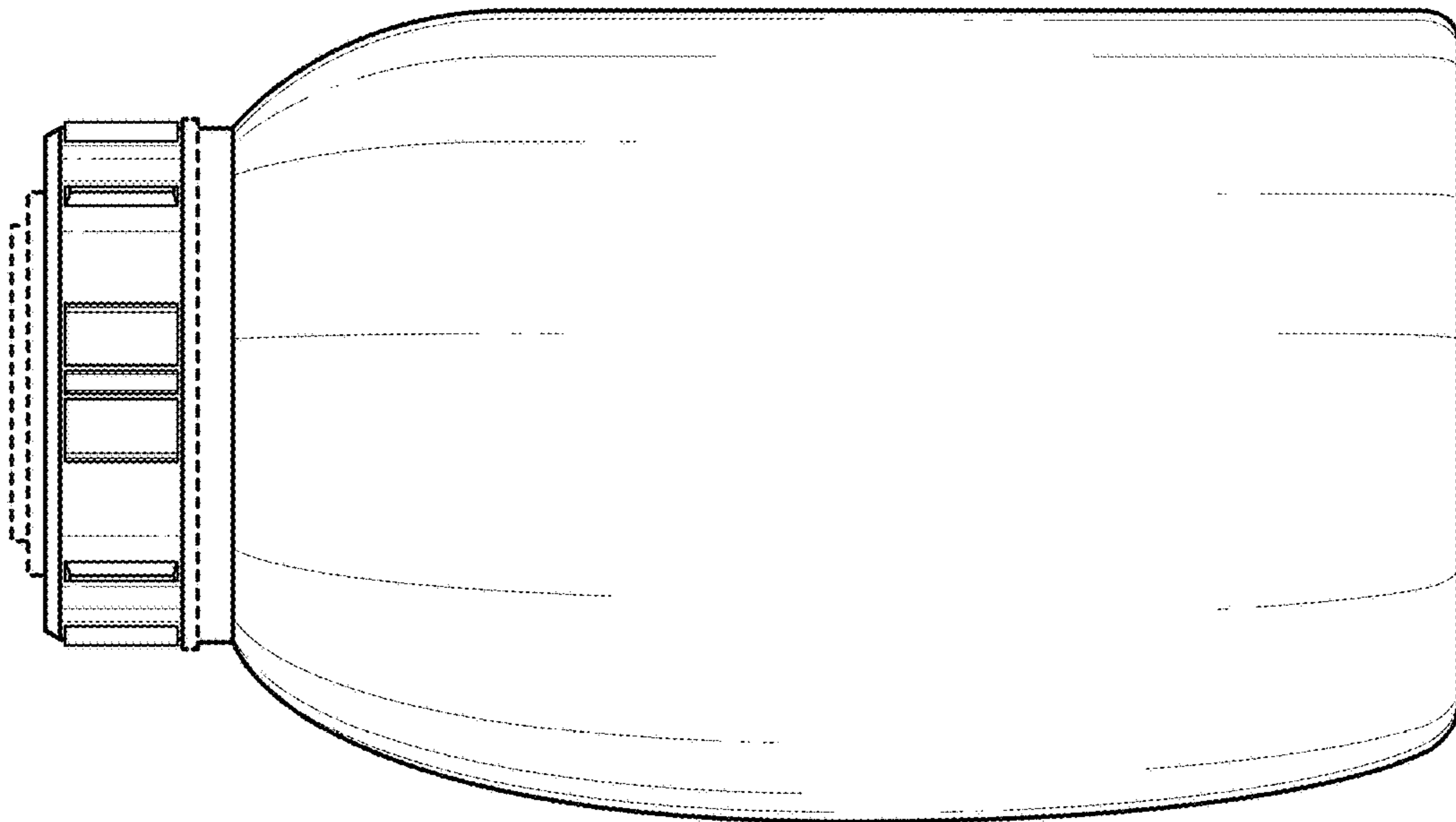


Fig. 7