



US00D806374S

(12) **United States Design Patent**  
**Weddle**

(10) **Patent No.:** **US D806,374 S**  
(45) **Date of Patent:** **\*\* Jan. 2, 2018**

(54) **GOLF SHOE UPPER**

(71) Applicant: **Acushnet Company**, Fairhaven, MA (US)  
(72) Inventor: **Daren S. Weddle**, Norwell, MA (US)  
(73) Assignee: **Acushnet Company**, Fairhaven  
(\*\*) Term: **15 Years**

(21) Appl. No.: **29/571,192**  
(22) Filed: **Jul. 15, 2016**  
(51) **LOC (11) Cl.** ..... **02-04**  
(52) **U.S. Cl.**  
USPC ..... **D2/969**  
(58) **Field of Classification Search**  
USPC ..... D2/969, 972-974, 902, 906-912,  
D2/943-945, 970, 977, 881, 882, 901,  
D2/986  
CPC ... A43B 3/0047; A43B 3/0052; A43B 3/0057;  
A43B 3/0063; A43B 3/0068; A43B  
3/0073; A43B 1/04; A43B 1/06; A43B  
5/00; A43B 5/02; A43B 5/06; A43B 5/10;  
A43B 5/14; A43B 23/0245; A43B  
13/125; A43B 13/186; A43C 3/00; A43C  
7/06  
See application file for complete search history.

(56) **References Cited**

**U.S. PATENT DOCUMENTS**

D295,916 S *	5/1988	Selbiger	.....	D2/969
D296,148 S *	6/1988	Selbiger	.....	D2/969
D299,783 S *	2/1989	Brown	.....	D2/969
D325,120 S *	4/1992	Clark	.....	D2/969
D604,034 S	11/2009	Bacon		
D628,785 S *	12/2010	Feeney	.....	D2/969
D654,680 S *	2/2012	Mochen	.....	D2/906
D654,681 S	2/2012	Bacon		
D656,306 S	3/2012	Bacon		
D656,307 S	3/2012	Feeney et al.		

(Continued)

**OTHER PUBLICATIONS**

FootJoy, Pro/SL Men's Golf Shoes, as posted on FootJoy.com [online], first review posted on Sep. 6, 2016, [site visited Jun. 29, 2017]. Available on the Internet, <URL: <http://www.footjoy.com/prosl/000PSL.html#pr-header-back-to-top-link>>.\*

*Primary Examiner* — Jeffrey D Asch  
*Assistant Examiner* — Rebekah A Caruso  
(74) *Attorney, Agent, or Firm* — Daniel W. Sullivan


(57) **CLAIM**

The ornamental design for a golf shoe upper, as shown and described.

**DESCRIPTION**

FIG. 1 is a top perspective view of the golf shoe upper of this invention;  
FIG. 2 is a top plan view of the golf shoe upper of this invention;  
FIG. 3 is a medial side elevation view of the golf shoe upper of this invention;  
FIG. 4 is a lateral side elevation view of the golf shoe upper of this invention;  
FIG. 5 is a bottom plan view of the golf shoe upper of this invention;  
FIG. 6 is a front elevation view of the golf shoe upper of this invention; and,  
FIG. 7 is a rear elevation view of the golf shoe upper of this invention.  
In FIGS. 1-7, the broken lines showing a logo on the top surface and upper heel portion of the shoe form no part of the claimed design. The different stippling shown on the top surface of the shoe indicates a contrast in texture between the respective areas of the top surface and is not surface shading. Also, the broken lines showing a shoe outsole including cleats and logo on the bottom surface of the shoe form no part of the claimed design. All remaining broken lines are representative of stitching that forms part of the claimed design.

**1 Claim, 4 Drawing Sheets**



(56)

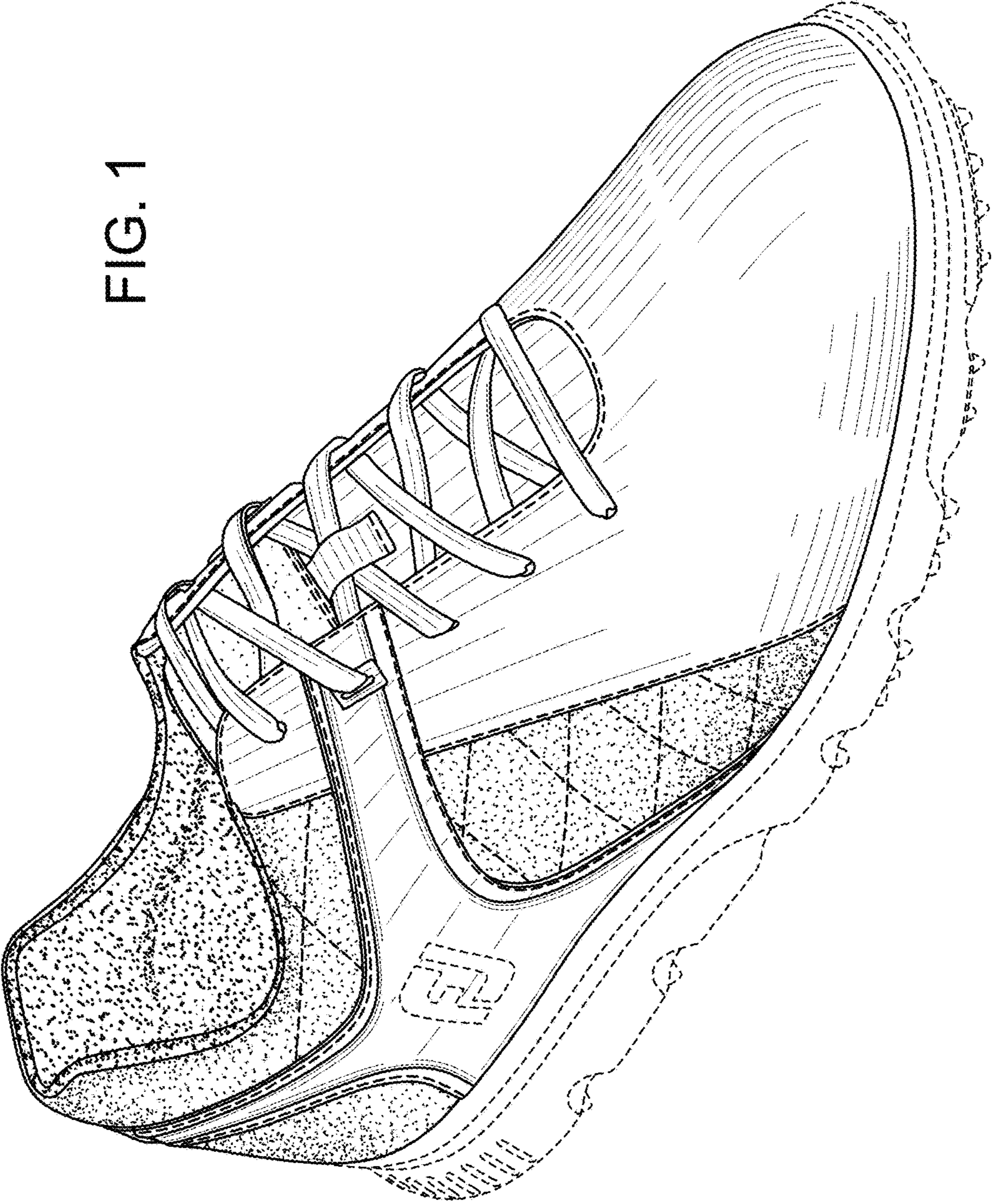
**References Cited**

U.S. PATENT DOCUMENTS

D722,759 S *	2/2015	Weddle .....	D2/907
D725,360 S *	3/2015	Bacon .....	D2/907
D726,998 S	4/2015	Mochen	
D727,606 S	4/2015	Mochen	
D734,596 S *	7/2015	Lane, III .....	D2/906
D740,533 S *	10/2015	Bacon .....	D2/907
D753,906 S *	4/2016	Kasprzak .....	D2/907
D758,710 S *	6/2016	Bacon .....	D2/969
D781,561 S *	3/2017	Gibson .....	D2/972

\* cited by examiner

FIG. 1



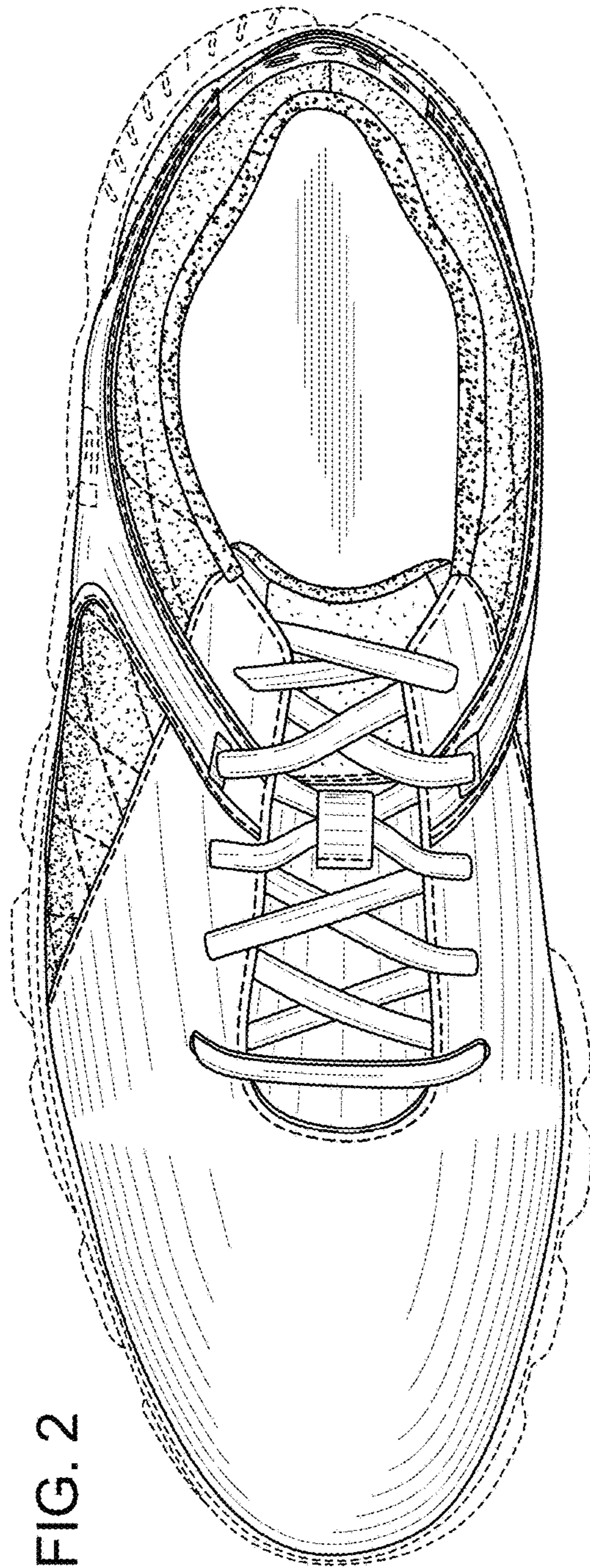


FIG. 2

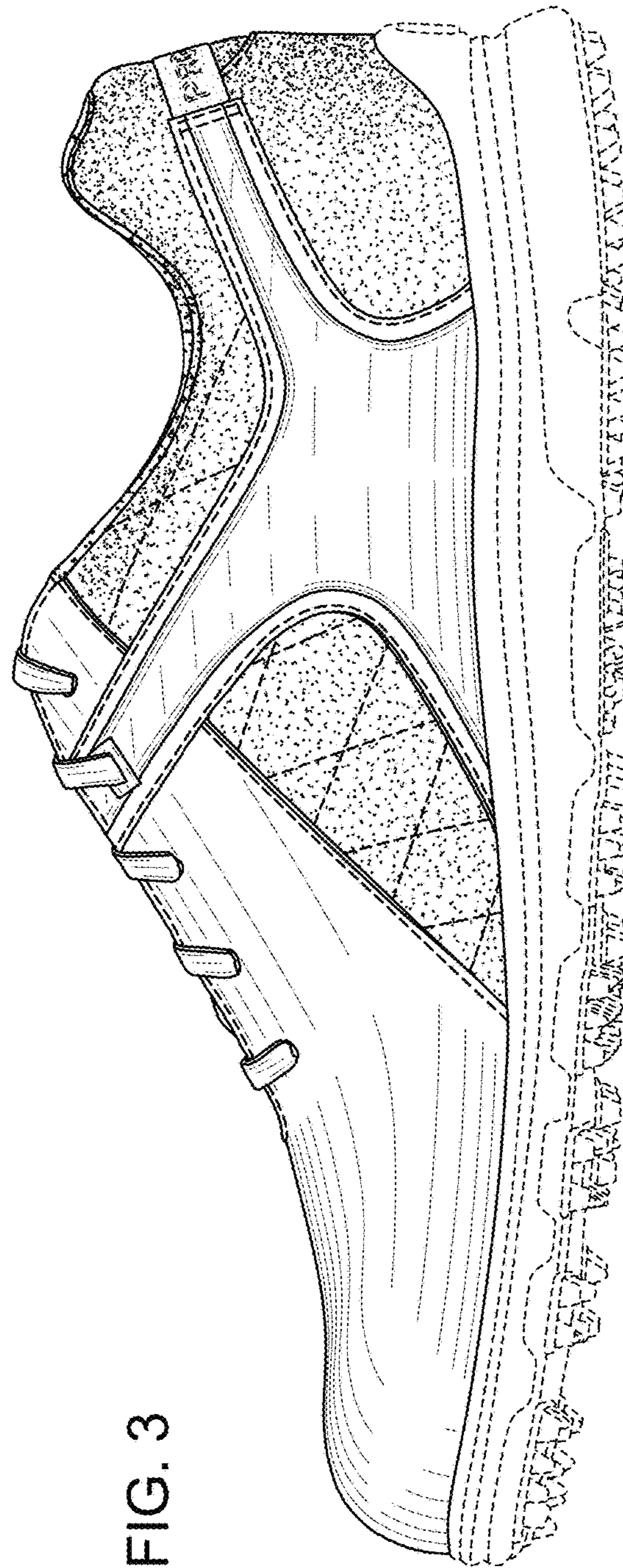


FIG. 3

FIG. 4

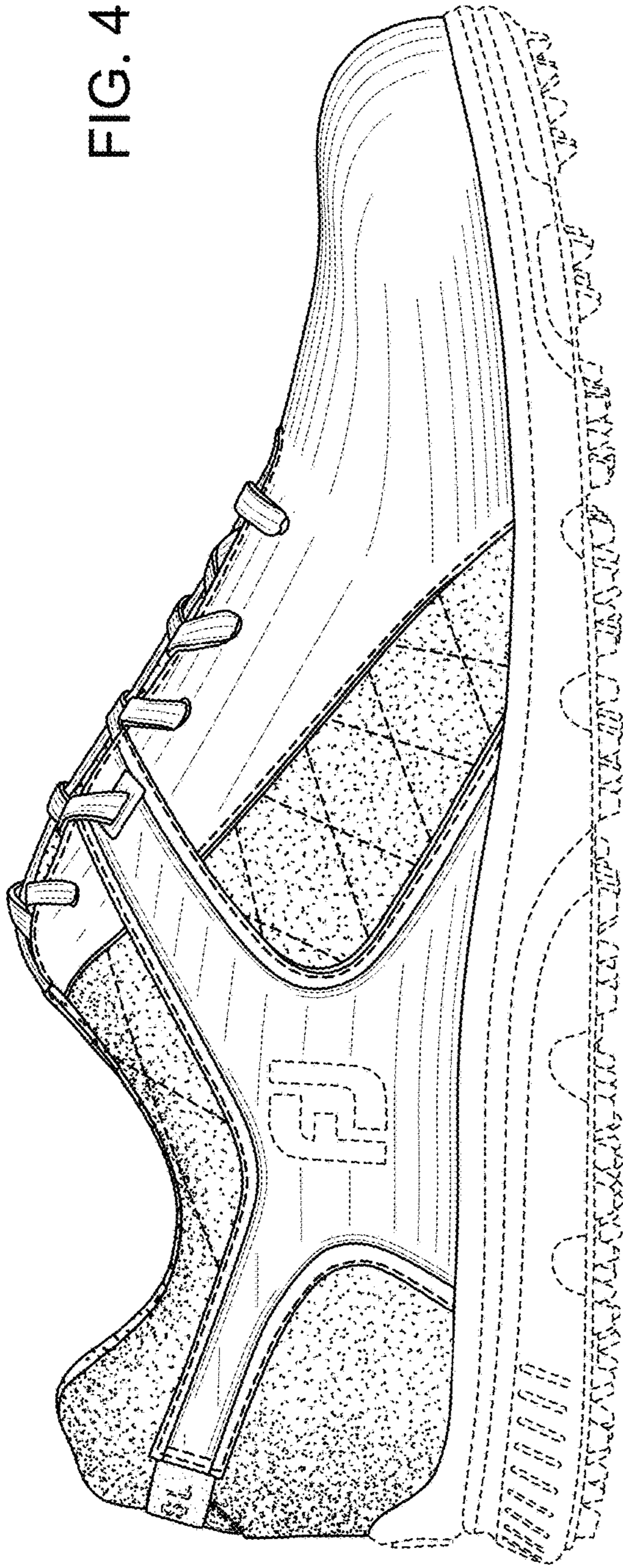
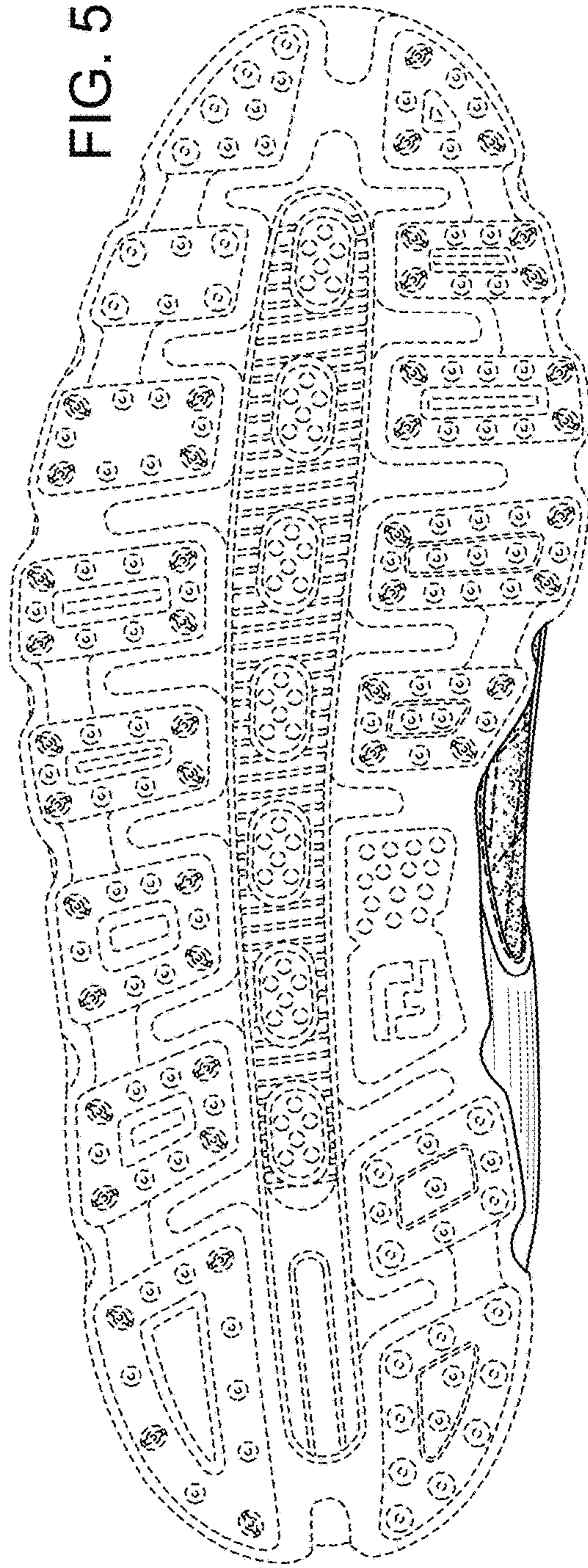


FIG. 5



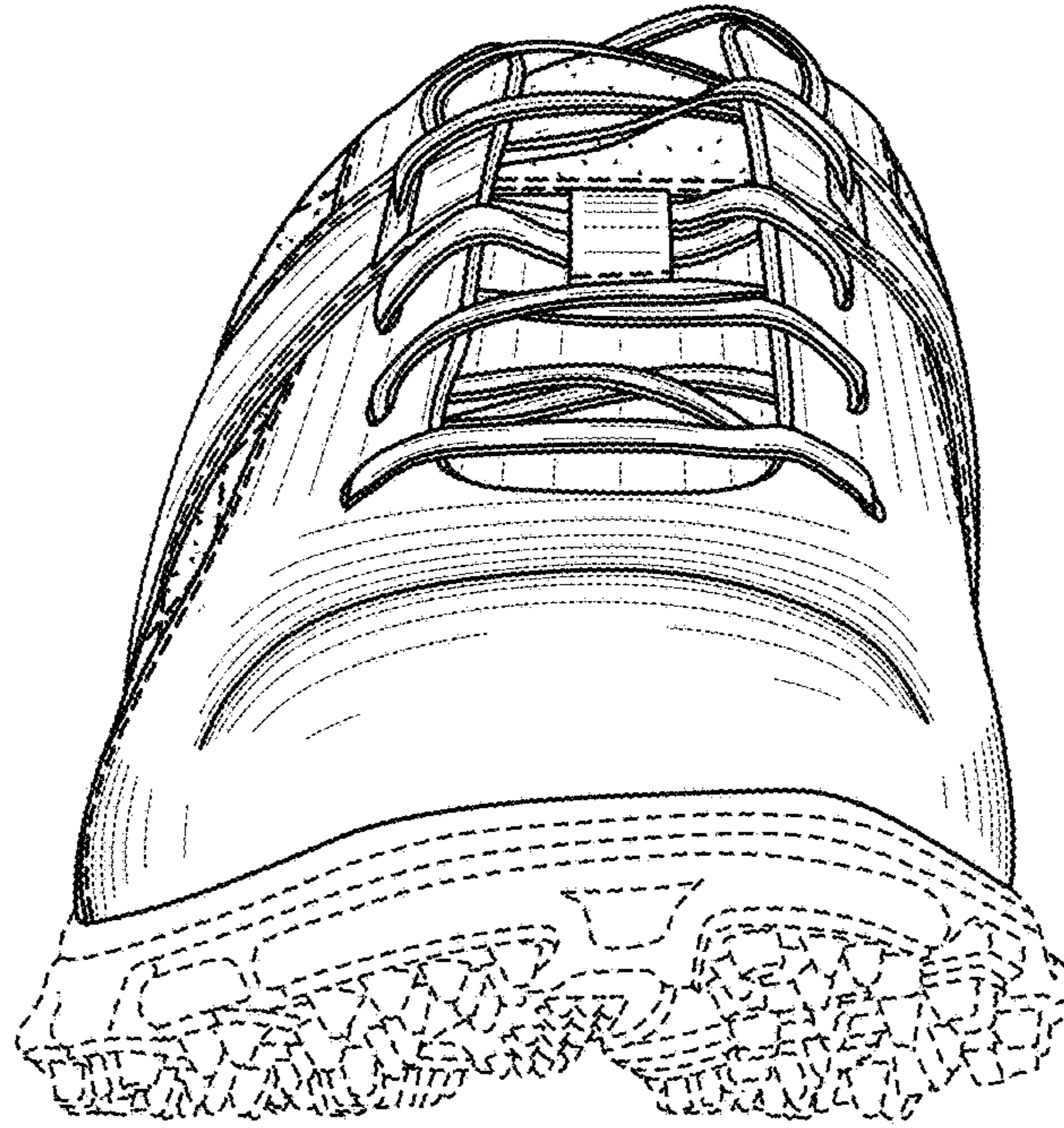


FIG. 6

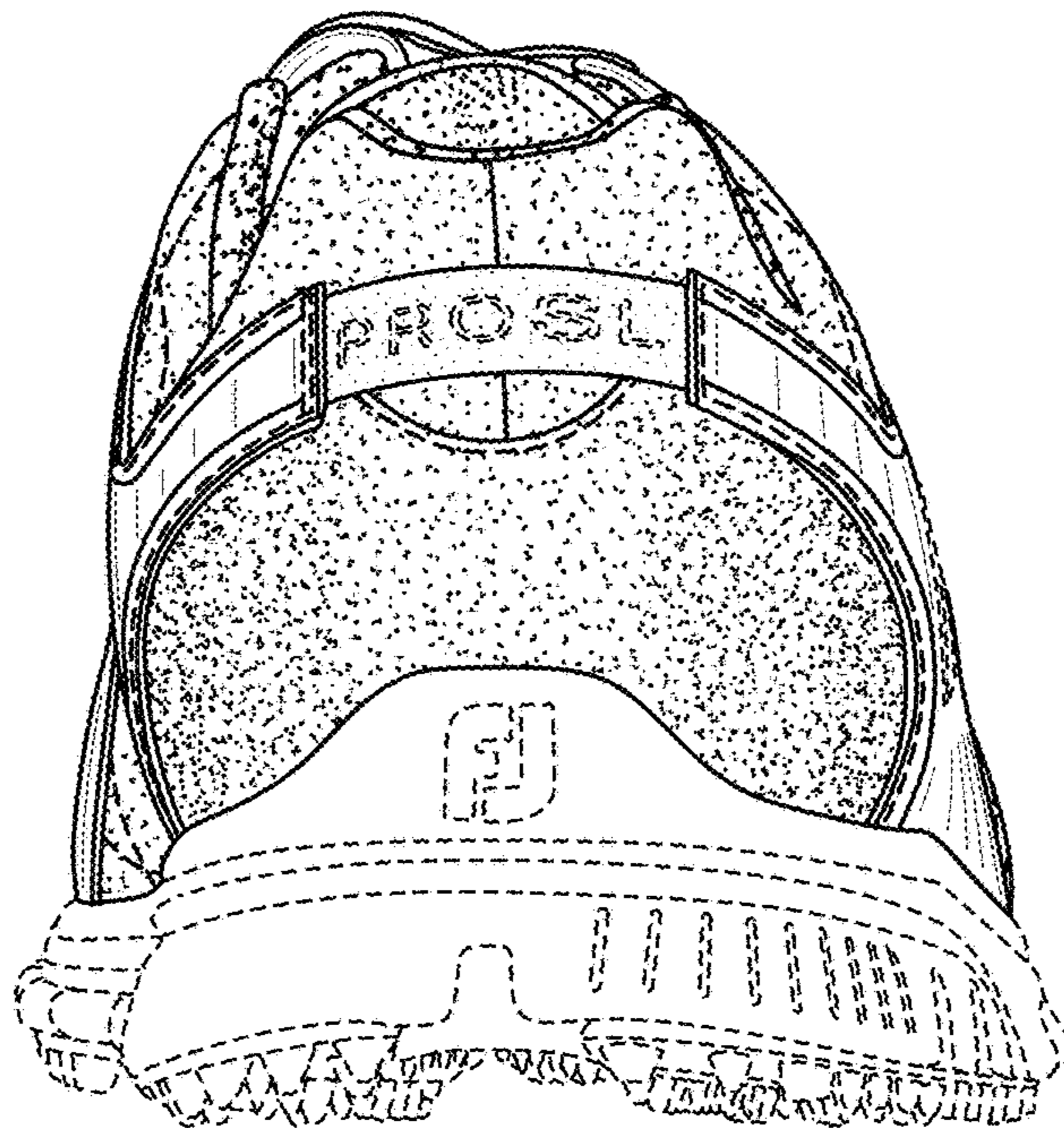


FIG. 7