



US00D806371S

(12) **United States Design Patent**  
**Nakamura**

(10) **Patent No.:** **US D806,371 S**  
(45) **Date of Patent:** **\*\* Jan. 2, 2018**

- (54) **SHOE FLAP**
- (71) Applicant: **CUBISM INC.**, Tokyo (JP)
- (72) Inventor: **Hiroki Nakamura**, Tokyo (JP)
- (73) Assignee: **CUBISM INC.**, Tokyo (JP)
- (\*\*) Term: **15 Years**
- (21) Appl. No.: **29/593,024**
- (22) Filed: **Feb. 6, 2017**

**Related U.S. Application Data**

- (63) Continuation-in-part of application No. 29/498,381, filed on Aug. 3, 2014, now abandoned.
- (51) **LOC (11) Cl.** ..... **02-06**
- (52) **U.S. Cl.**  
USPC ..... **D2/946**
- (58) **Field of Classification Search**  
USPC ..... D2/896, 897, 900, 902, 907, 908, 909,  
D2/912, 919, 920, 923, 929, 942, 943,  
D2/944, 945, 946, 951, 953, 955, 960,  
D2/969, 972, 974, 976  
CPC .... A43B 1/04; A43B 5/06; A43B 5/10; A43B  
23/24  
See application file for complete search history.

(56) **References Cited**

**U.S. PATENT DOCUMENTS**

|               |         |            |       |                        |
|---------------|---------|------------|-------|------------------------|
| D123,605 S *  | 11/1940 | Slavin     | ..... | D2/920                 |
| D127,604 S *  | 6/1941  | Rivkin     | ..... | D2/900                 |
| D141,582 S *  | 6/1945  | Margouleff | ..... | D2/921                 |
| 2,414,845 A * | 1/1947  | Wulsin     | ..... | A41D 27/10<br>2/270    |
| D152,833 S *  | 2/1949  | Scheu      | ..... | D2/910                 |
| 2,557,663 A * | 6/1951  | Knode      | ..... | A43B 3/0078<br>313/289 |
| D164,610 S *  | 9/1951  | Suender    | ..... | D2/909                 |
| 2,643,468 A * | 6/1953  | Gottschalk | ..... | A43B 3/20<br>36/7.4    |

|               |         |              |       |                       |
|---------------|---------|--------------|-------|-----------------------|
| 2,845,723 A * | 8/1958  | Arnold       | ..... | A43B 3/101<br>112/400 |
| D338,549 S *  | 8/1993  | Stubblefield | ..... | D2/969                |
| D346,062 S *  | 4/1994  | Owens        | ..... | D2/911                |
| D475,188 S *  | 6/2003  | Nau          | ..... | D2/970                |
| D569,588 S *  | 5/2008  | James        | ..... | D2/908                |
| D600,434 S *  | 9/2009  | Weber        | ..... | D2/969                |
| D604,484 S *  | 11/2009 | Lauro        | ..... | D2/946                |
| D700,422 S *  | 3/2014  | Rauner       | ..... | D2/972                |
| D730,633 S *  | 6/2015  | Nakamura     | ..... | D2/923                |

(Continued)

*Primary Examiner* — Celia A Murphy  
*Assistant Examiner* — Clare Ann Gannon  
(74) *Attorney, Agent, or Firm* — Soroker Agmon Nordman

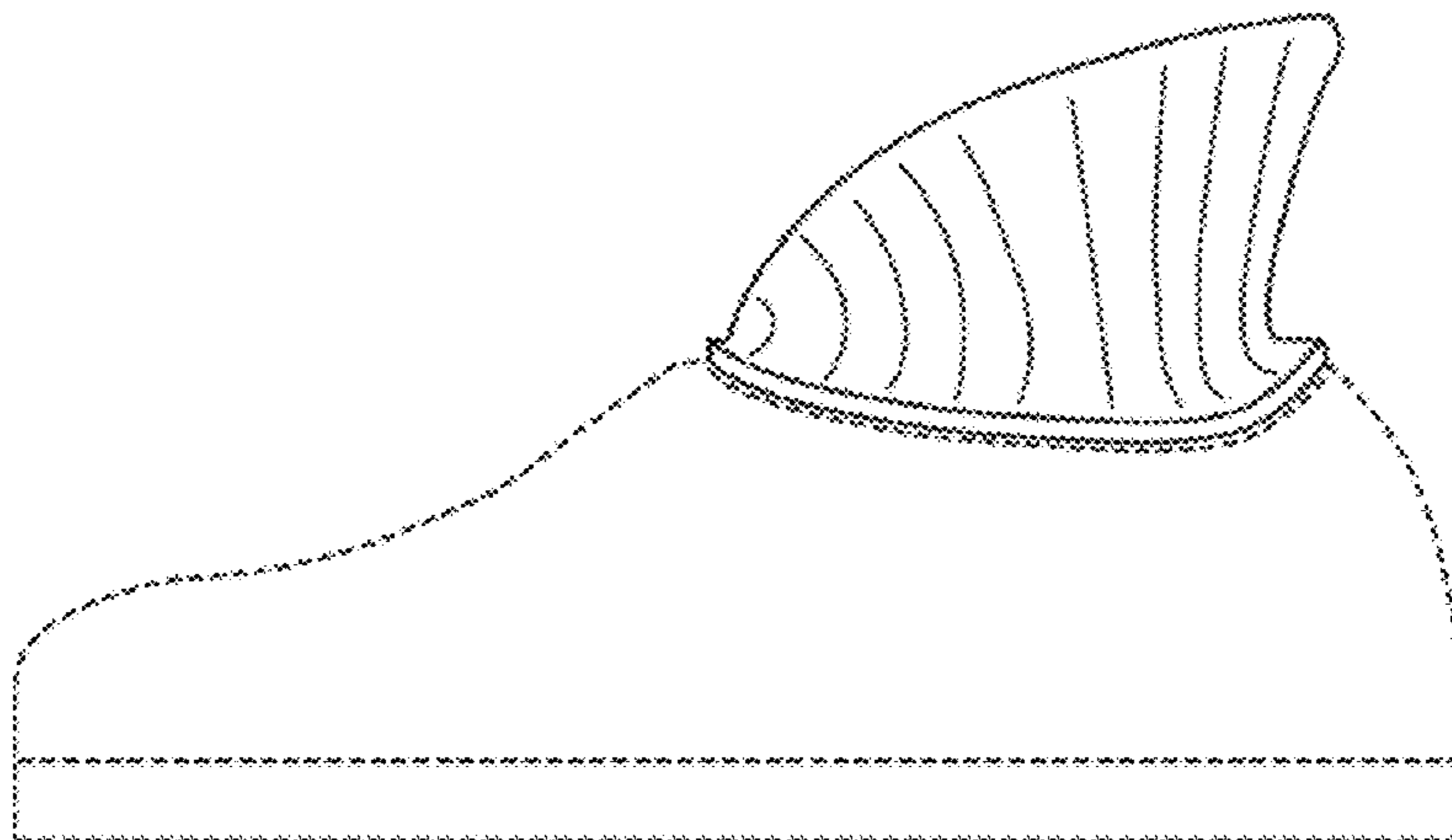
(57) **CLAIM**

The ornamental design for a shoe flap, as shown and described.

**DESCRIPTION**

FIG. 1 is a top view of a shoe flap showing my new design in an upright position.  
 FIG. 2 is a bottom view thereof;  
 FIG. 3 is a front view thereof;  
 FIG. 4 is a right side view thereof;  
 FIG. 5 is a rear view thereof;  
 FIG. 6 is a left side view thereof;  
 FIG. 7 is a top view of the shoe flap in a folded configuration;  
 FIG. 8 is a bottom view thereof;  
 FIG. 9 is a front view thereof;  
 FIG. 10 a rear view thereof; and,  
 FIG. 11 is a right side view thereof.  
 The left side view of the shoe flap in folded configuration is a mirror image to the right side view thereof, which is illustrated hi FIG. 11.  
 The broken lines illustrate environmental structure that forms no part of the claimed design.

**1 Claim, 3 Drawing Sheets**



(56)

**References Cited**

U.S. PATENT DOCUMENTS

D785,300 S \* 5/2017 Ursomarzo ..... D2/927  
D786,543 S \* 5/2017 Ursomarzo ..... D2/939  
2010/0132226 A1\* 6/2010 Dochter ..... A43B 1/0081  
36/136  
2012/0204445 A1\* 8/2012 Karandonis ..... A43B 3/06  
36/83  
2014/0338226 A1\* 11/2014 Zavala ..... A43B 1/04  
36/84  
2016/0029705 A1\* 2/2016 Habert ..... A41B 11/007  
2/239

\* cited by examiner

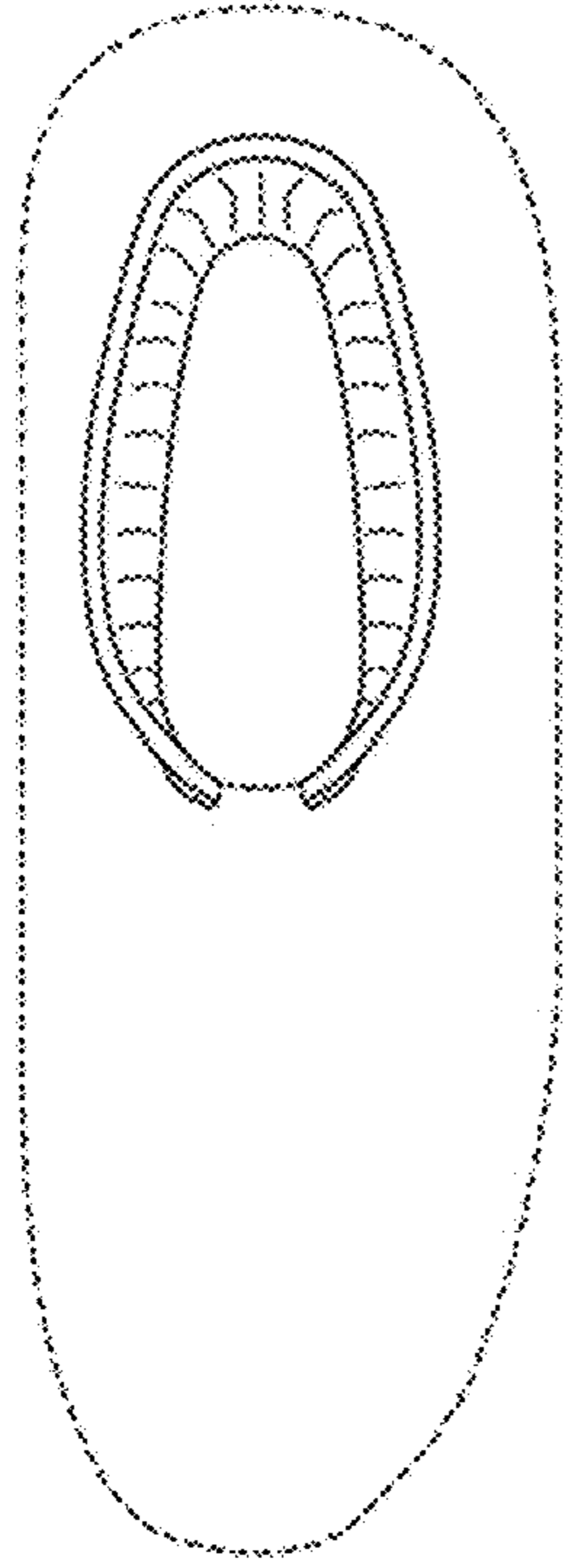


FIG. 1




FIG. 2

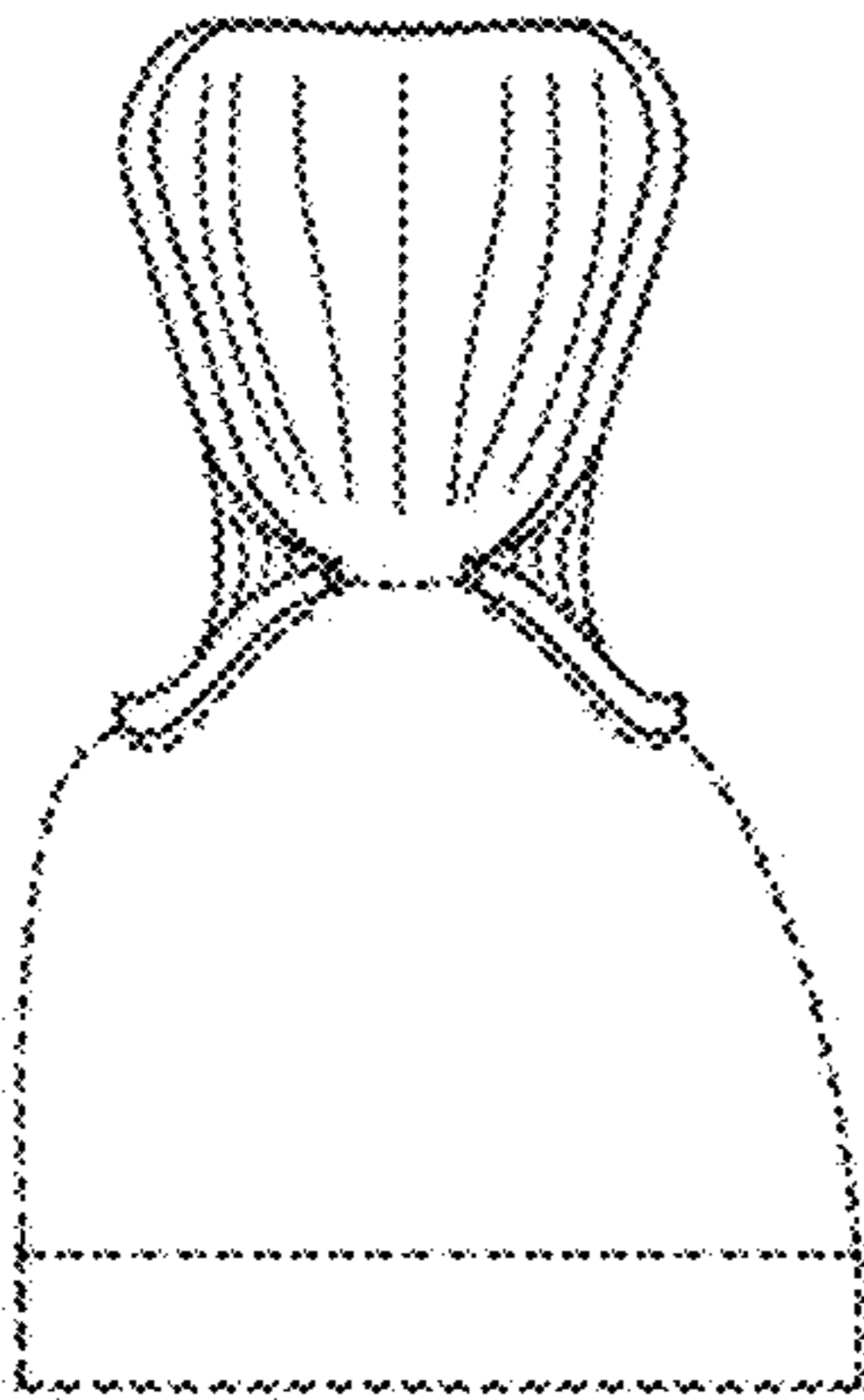


FIG. 3

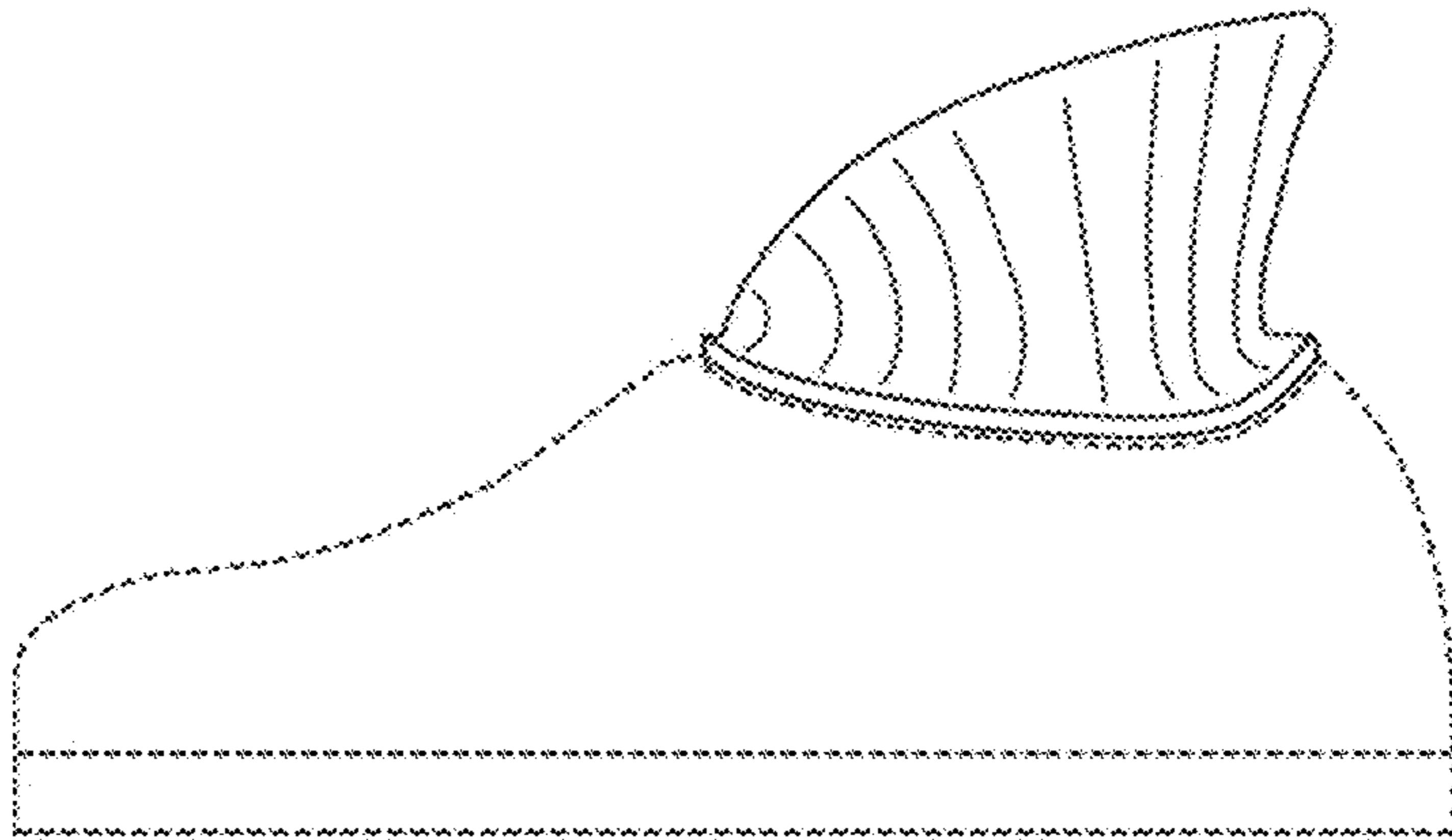


FIG. 4

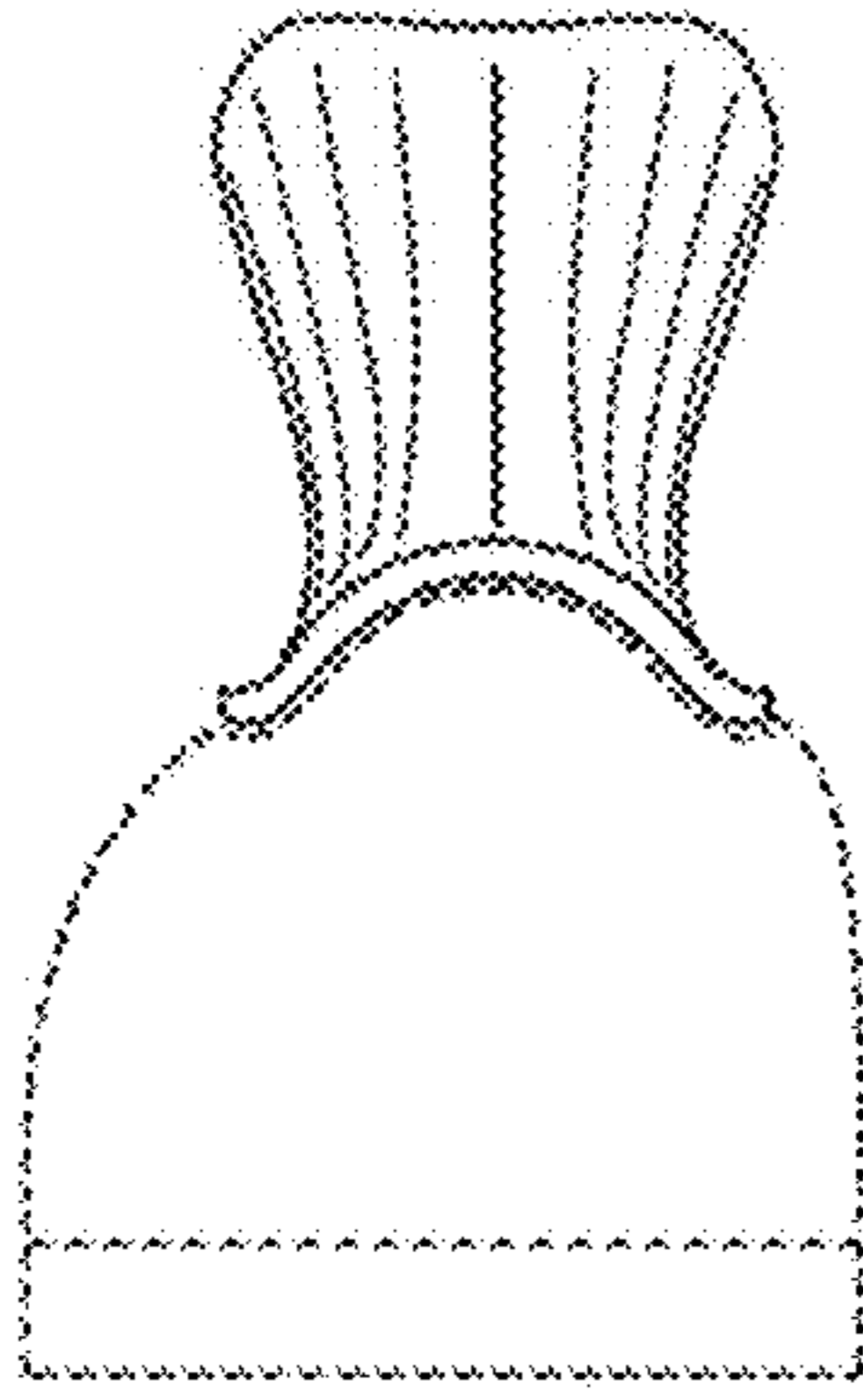


FIG. 5

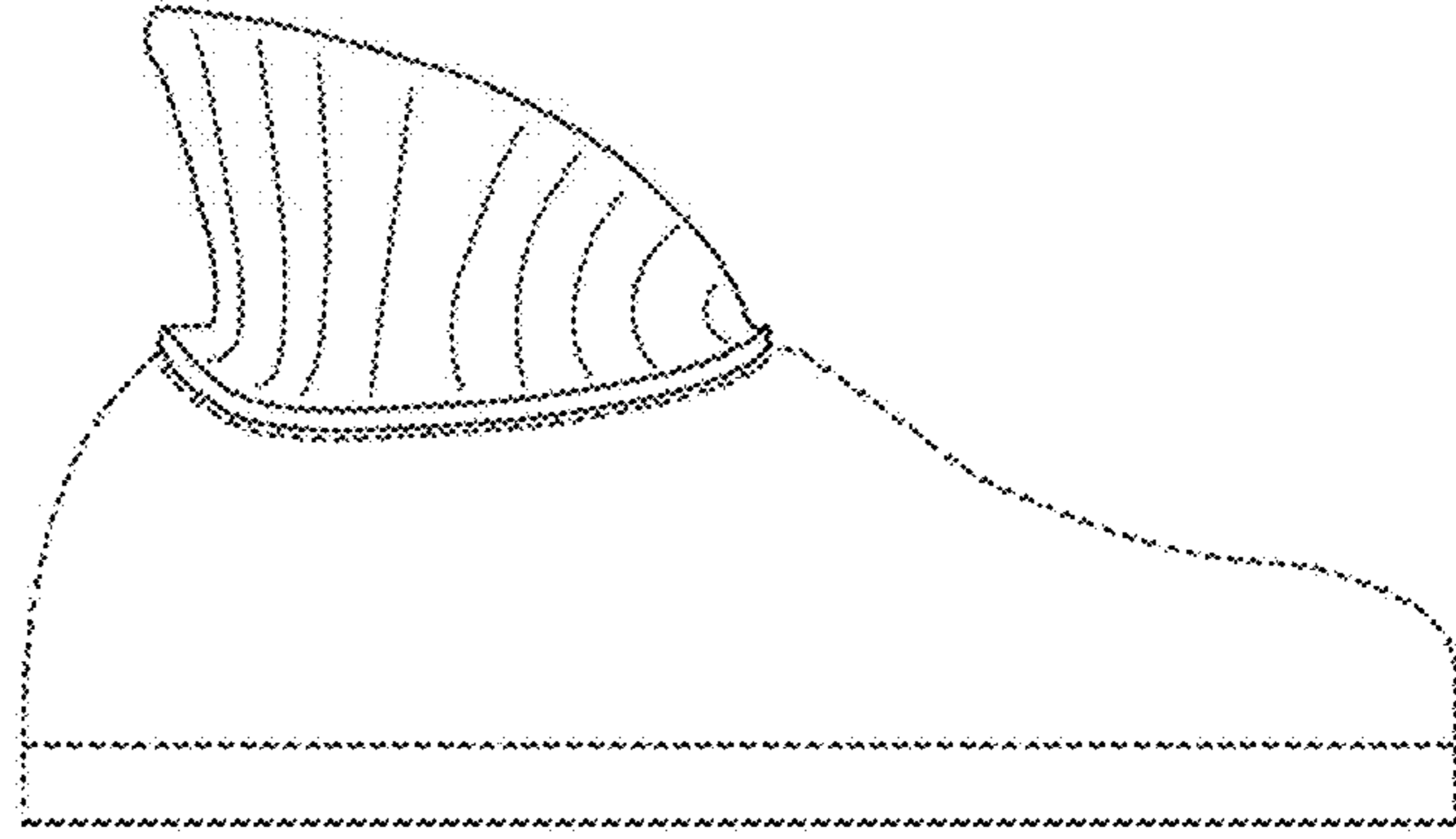


FIG. 6

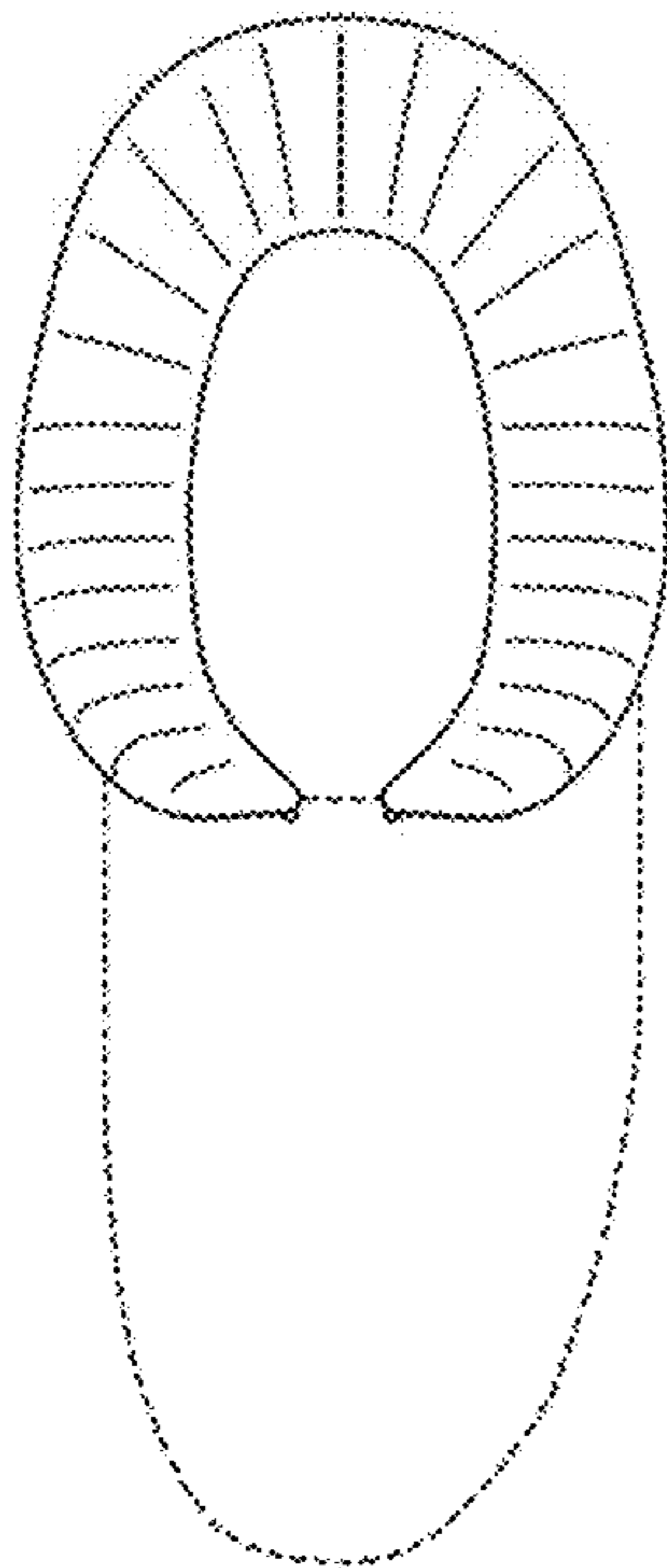


FIG. 7

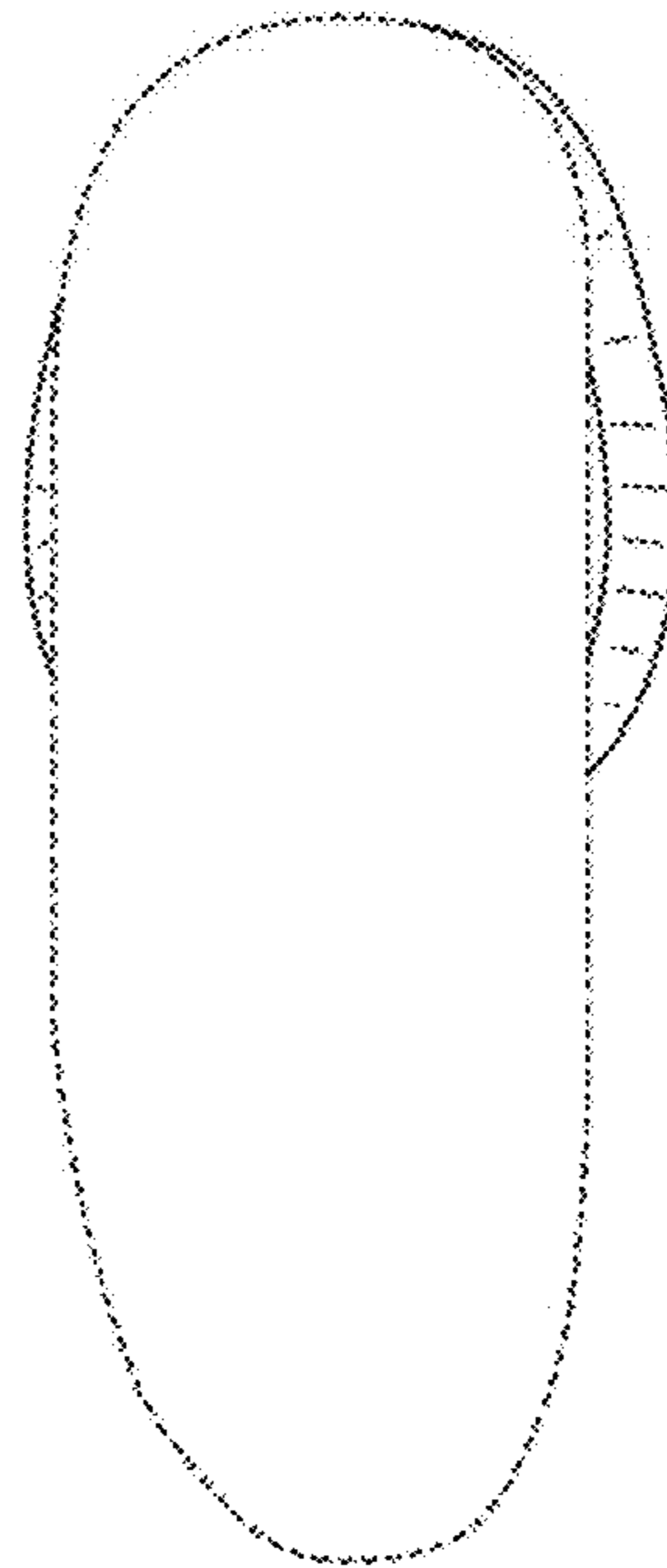


FIG. 8

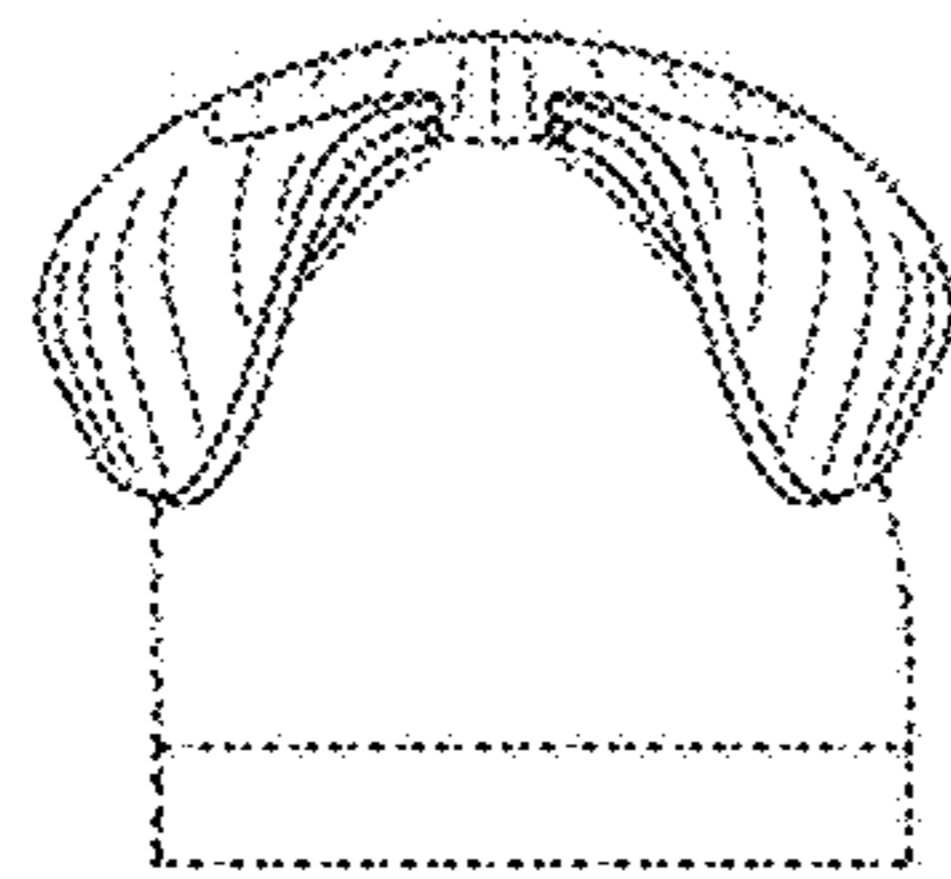


FIG. 9

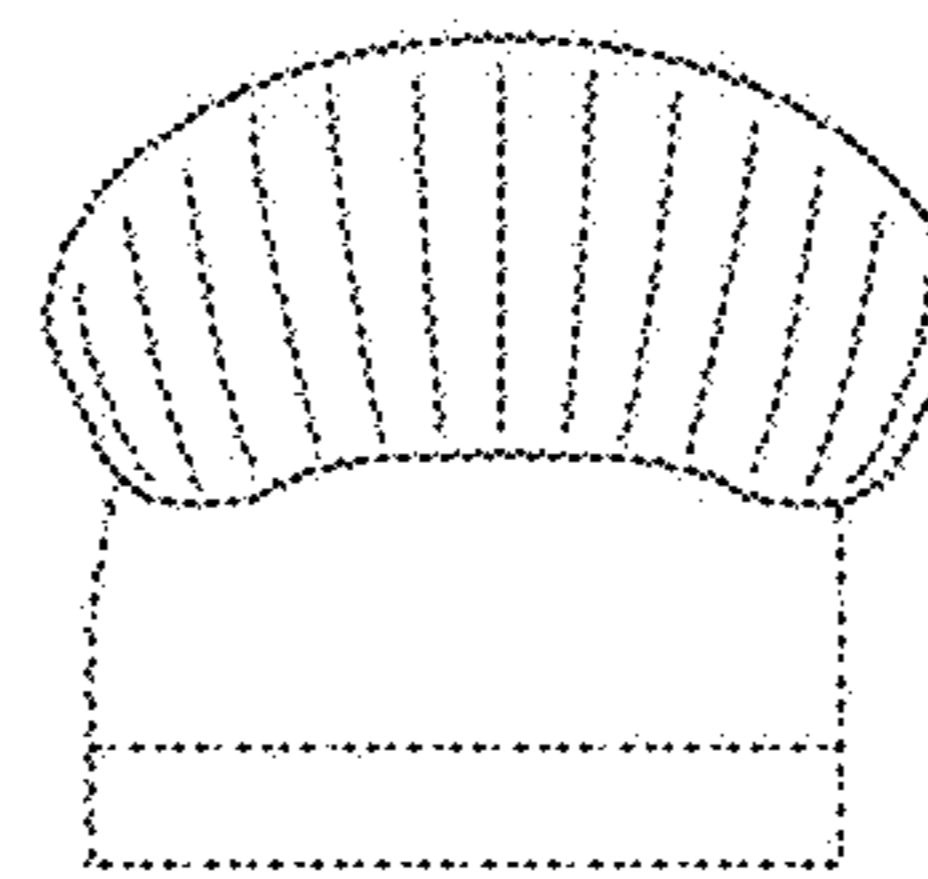


FIG. 10

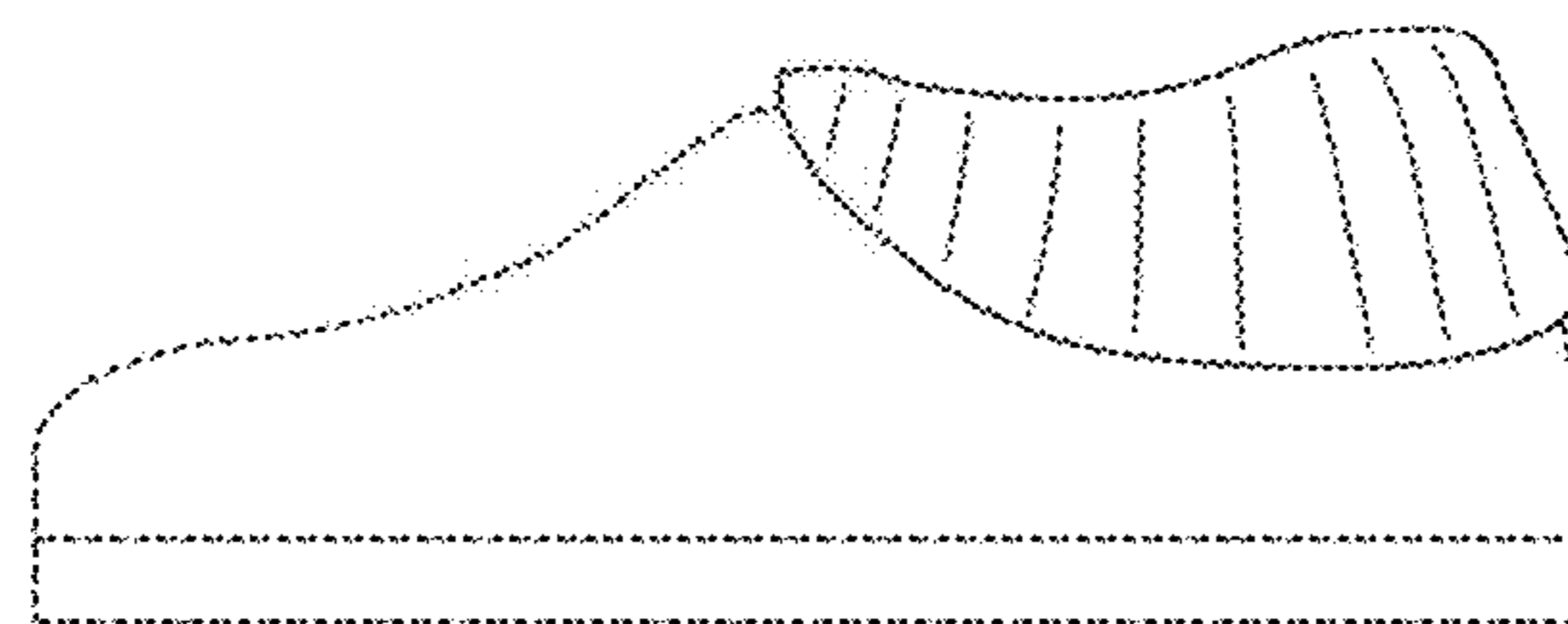


FIG. 11