



US00D806369S

(12) **United States Design Patent** (10) **Patent No.:** **US D806,369 S**
Christensen (45) **Date of Patent:** **** Jan. 2, 2018**

- (54) **SANDAL**
- (71) Applicant: **Kevin Scott Christensen**, Clovis, CA (US)
- (72) Inventor: **Kevin Scott Christensen**, Clovis, CA (US)
- (**) Term: **14 Years**
- (21) Appl. No.: **29/526,489**
- (22) Filed: **May 9, 2015**
- (51) **LOC (11) Cl.** **02-04**
- (52) **U.S. Cl.**
USPC **D2/917**
- (58) **Field of Classification Search**
USPC D2/896-900, 916, 917, 918, 919, 946, D2/953, 961, 969
CPC .. A43B 3/10; A43B 3/12; A43B 3/122; A43B 3/242; A43B 3/103; A43B 3/126; A43B 3/24
See application file for complete search history.

- D708,429 S 7/2014 Panariello, Jr.
- D711,076 S 8/2014 Issler
- D711,079 S 8/2014 Issler
- D753,907 S * 4/2016 Zavodny D2/917
- 2006/0096124 A1 5/2006 Moseley

* cited by examiner

Primary Examiner — Holly Baynham
Assistant Examiner — Rashida C Walshon
(74) *Attorney, Agent, or Firm* — Richard A. Ryan

(57) **CLAIM**

The ornamental design for a sandal, as shown and described.

DESCRIPTION

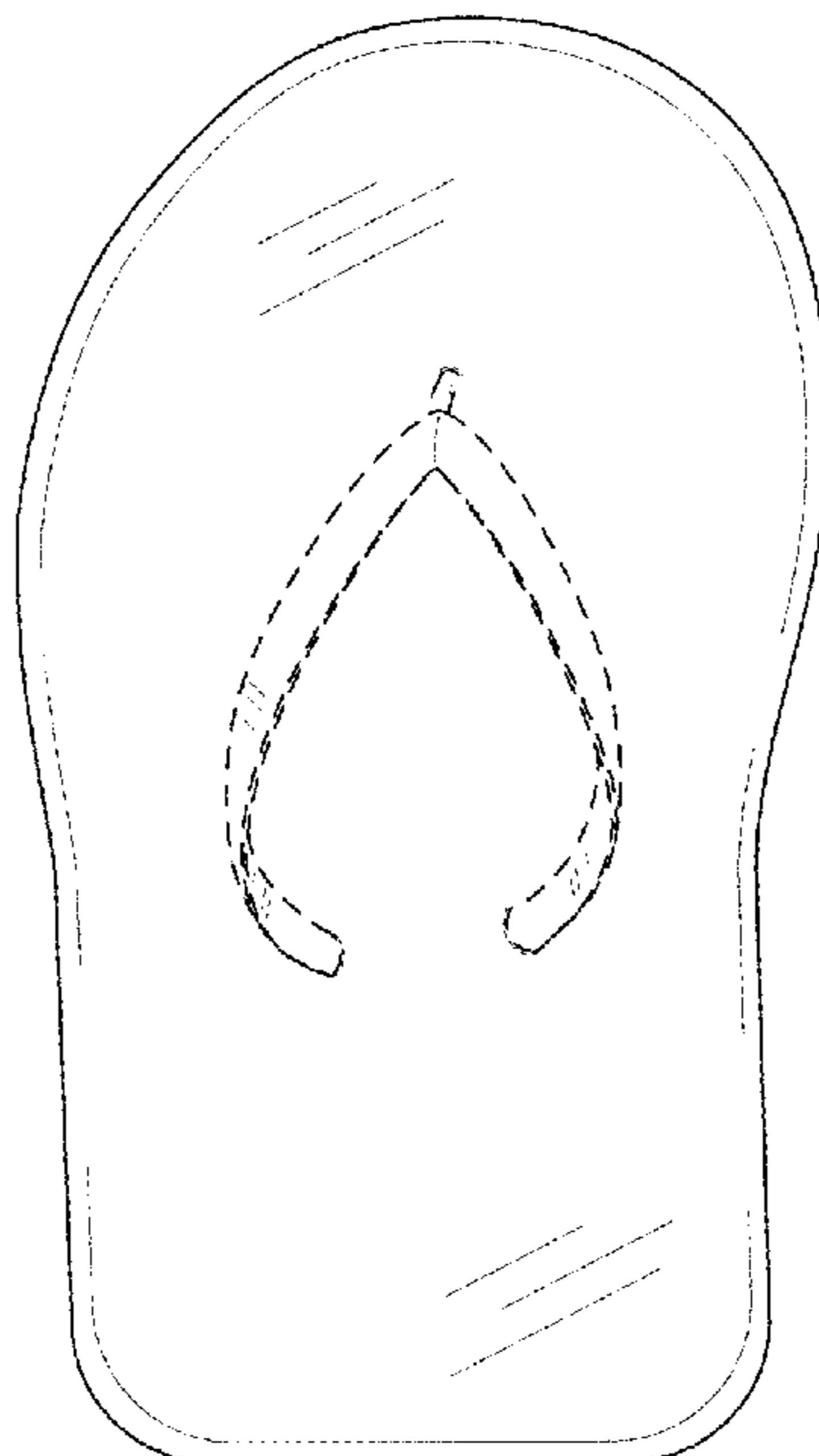
FIG. 1 is a top plan view of the sandal of the present invention showing a first embodiment of the Applicant's new design;
FIG. 2 is a left side view of the sandal of FIG. 1;
FIG. 3 is a right side view of the sandal of FIG. 1;
FIG. 4 is a front elevation view of the sandal of FIG. 1;
FIG. 5 is a back elevation view of the sandal of FIG. 1;
FIG. 6 is a bottom plan view of the sandal of FIG. 1;
FIG. 7 is a top perspective view of the sandal of FIG. 1;
FIG. 8 is a top plan view of the sandal of the present invention showing a second embodiment of the Applicant's new design;
FIG. 9 is a left side view of the sandal of FIG. 8;
FIG. 10 is a right side view of the sandal of FIG. 8;
FIG. 11 is a front elevation view of the sandal of FIG. 8;
FIG. 12 is a back elevation view of the sandal of FIG. 8; and,
FIG. 13 is a bottom plan view of the sandal of FIG. 8.
The broken lines in the drawings are for the purpose of illustrating environment and form no part of the claim.

(56) **References Cited**

U.S. PATENT DOCUMENTS

- D395,336 S * 6/1998 Ball D2/947
- D450,177 S * 11/2001 Boncutter D2/916
- D545,532 S * 7/2007 Sawtelle D2/947
- 7,284,341 B2 10/2007 Moseley
- D592,841 S * 5/2009 Escario D2/917
- D613,044 S * 4/2010 Fu D2/917
- D617,982 S * 6/2010 Escario D2/917
- D619,341 S * 7/2010 Fu D2/917
- D655,898 S * 3/2012 Mann D2/917
- D699,424 S * 2/2014 Hamm D2/961

1 Claim, 4 Drawing Sheets



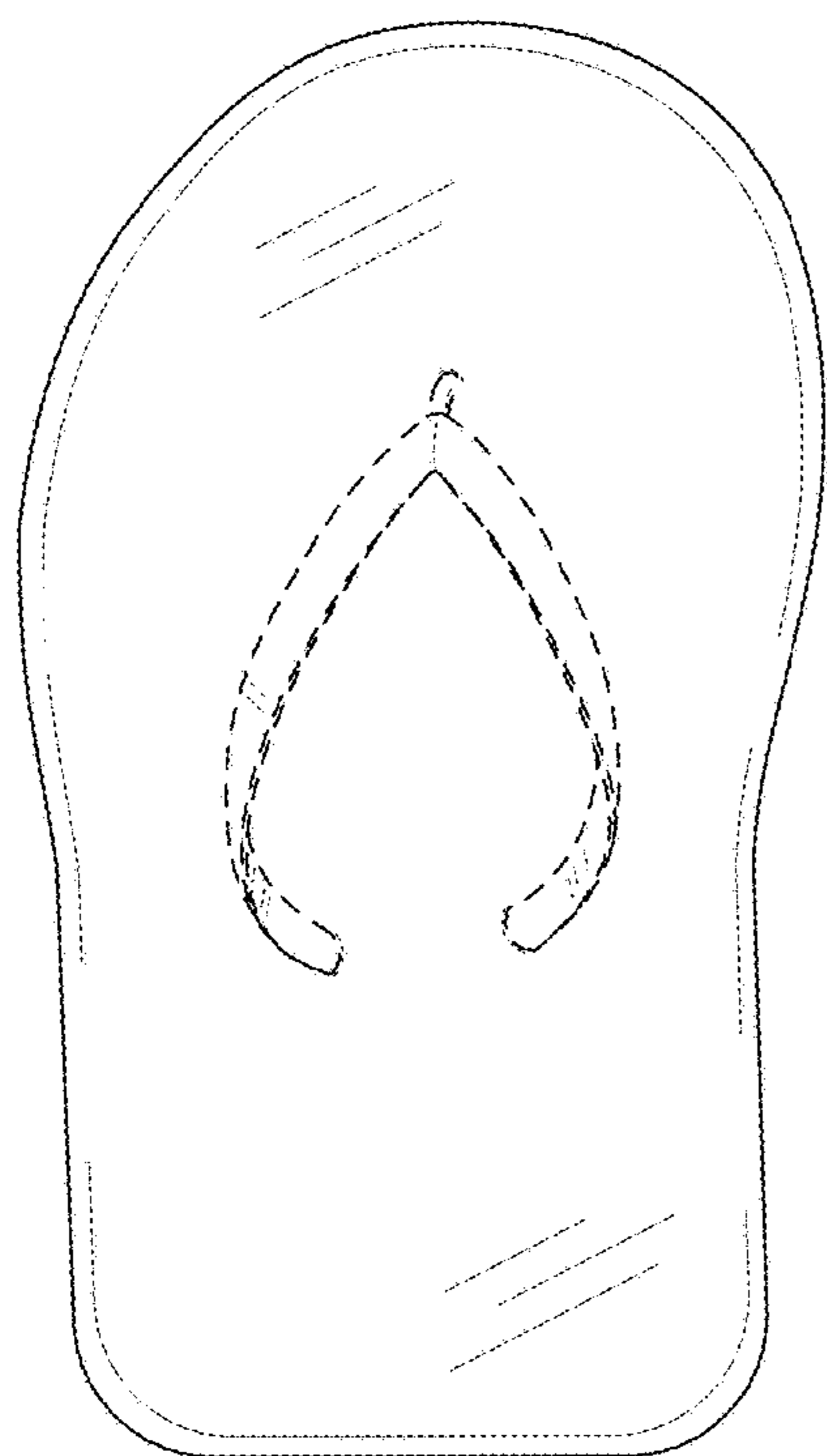


FIG. 1




FIG. 2




FIG. 3



FIG. 4

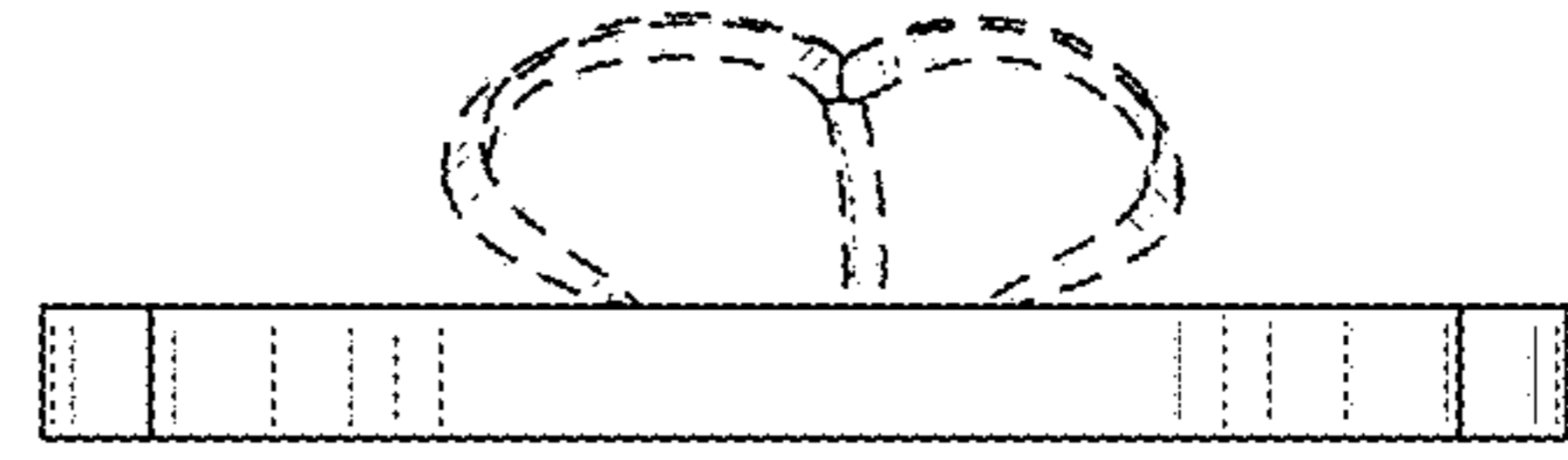


FIG. 5

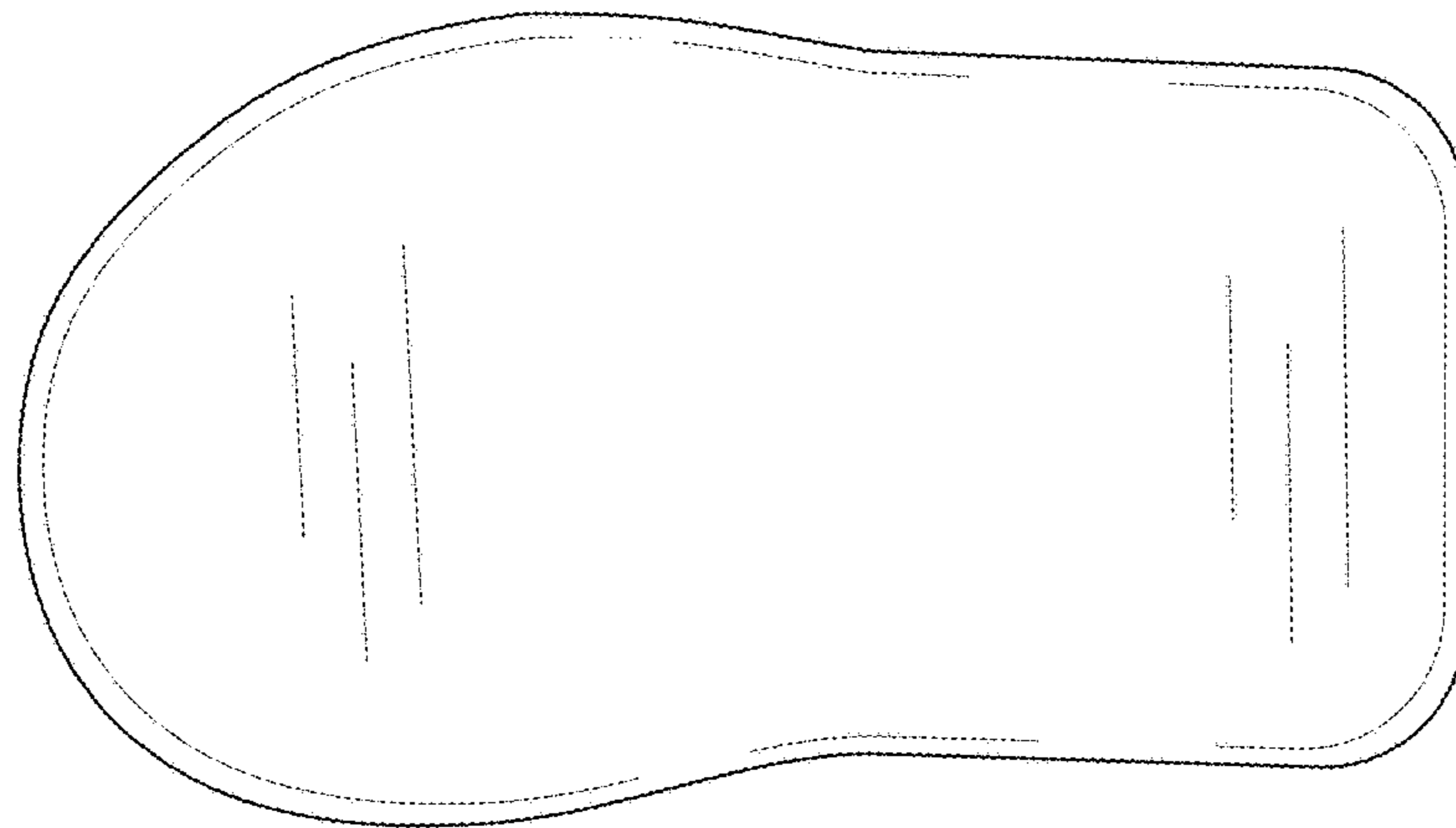


FIG. 6




FIG. 7

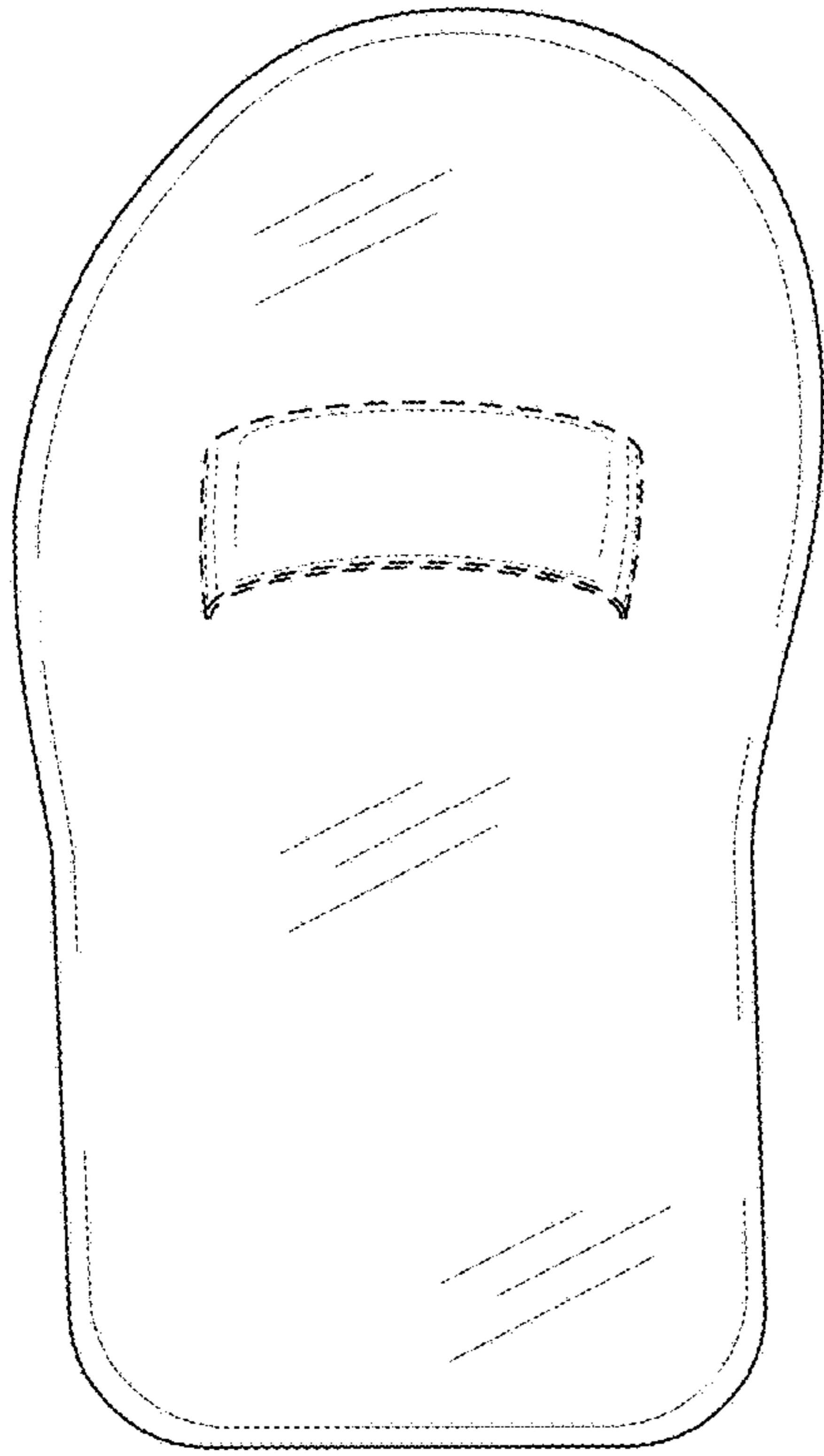


FIG. 8

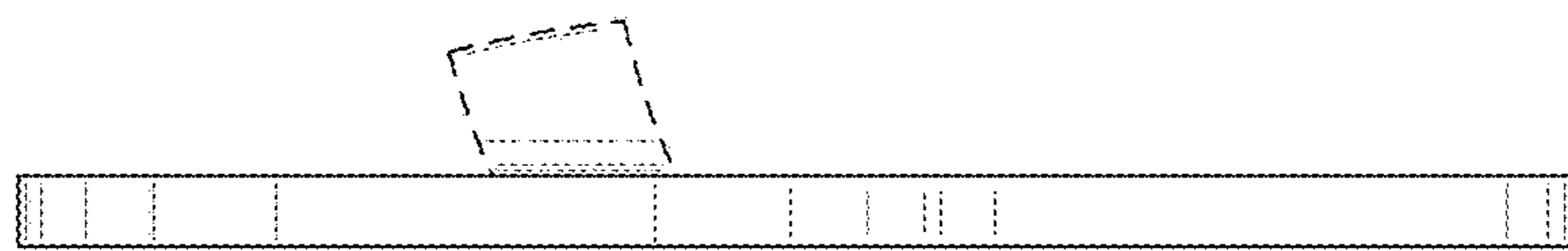


FIG. 9

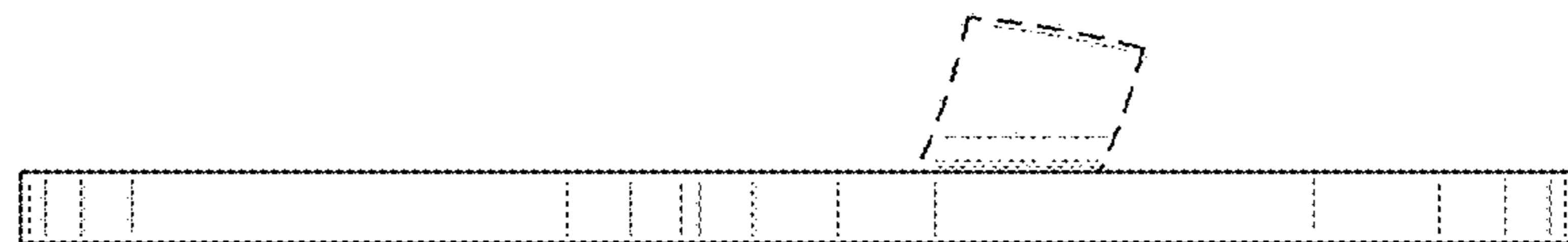


FIG. 10

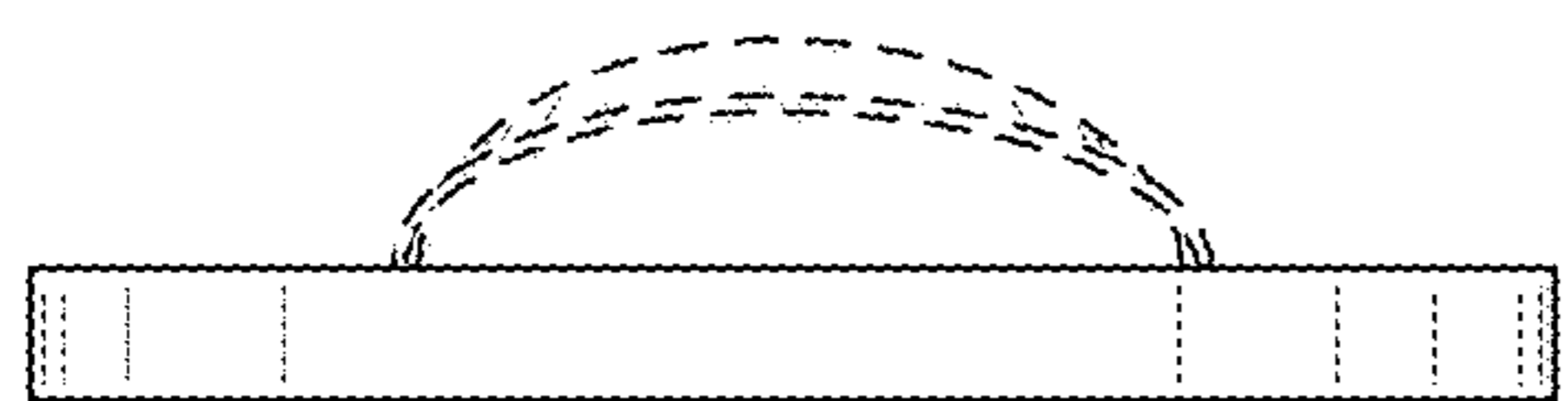


FIG. 11




FIG. 12

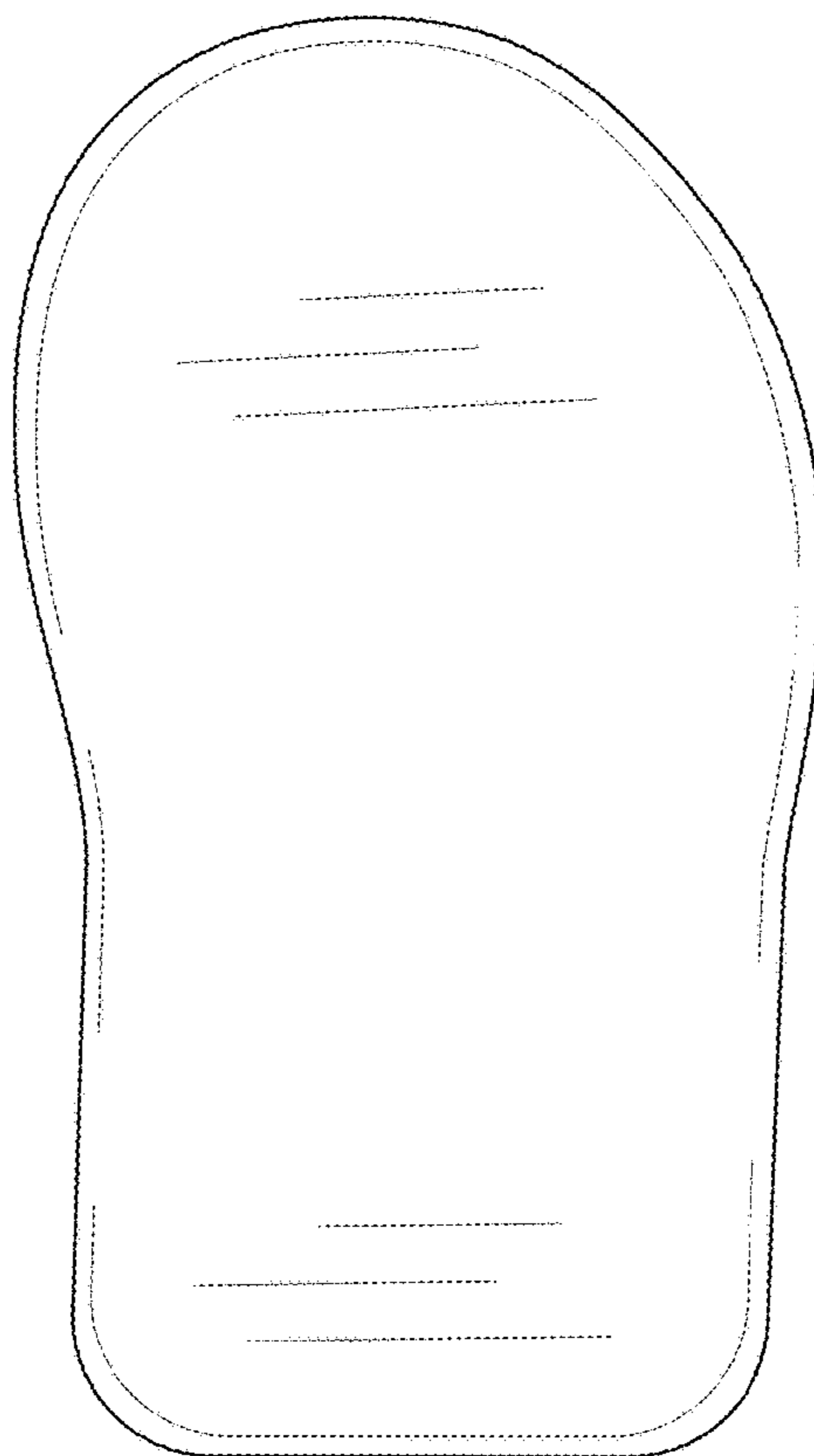


FIG. 13