



US00D806367S

(12) **United States Design Patent**
Chenciner et al.

(10) **Patent No.:** **US D806,367 S**

(45) **Date of Patent:** **** Jan. 2, 2018**

(54) **WATER SHOE**

(71) Applicant: **S9, LLC**, Fort Myers, FL (US)

(72) Inventors: **John M. Chenciner**, Sanibel, FL (US);
Matthew Ochipa, Hollywood, FL (US)

(73) Assignee: **S9, LLC**, Fort Myers, FL (US)

(**) Term: **15 Years**

(21) Appl. No.: **29/567,015**

(22) Filed: **Jun. 3, 2016**

(51) **LOC (11) Cl.** **02-04**

(52) **U.S. Cl.**
USPC **D2/903**

(58) **Field of Classification Search**
USPC D2/896, 902, 903, 900, 907, 916, 919,
D2/923, 946, 969
CPC .. A43B 1/00; A43B 1/009; A43B 3/00; A43B
3/10; A43B 3/101; A43B 3/106; A43B
3/12; A43B 3/124; A43B 5/00; A43B
5/08; A43B 7/12; A43B 7/125; A43B
23/00; A43B 23/02; A43B 23/0205; A43B
23/06

See application file for complete search history.

(56) **References Cited**

U.S. PATENT DOCUMENTS

3,084,355	A *	4/1963	Ciccotelli	A63B 31/14 441/61
D424,291	S *	5/2000	Matis	D2/902
D424,796	S *	5/2000	Matis	D2/903
D425,290	S *	5/2000	Matis	D2/903
D425,692	S *	5/2000	Matis	D2/903
D428,238	S *	7/2000	Price	D2/903
D428,692	S *	8/2000	Haas-Chronis	D2/903
D432,771	S *	10/2000	Matis	D2/903
D446,385	S *	8/2001	MacLeod	D2/902
D458,442	S *	6/2002	Matis	D2/903

D521,217	S *	5/2006	Moehring	D2/898
D521,224	S *	5/2006	Chen	D2/897
D522,725	S *	6/2006	Moehring	D2/898
D575,036	S *	8/2008	Smith	D2/900
D577,178	S *	9/2008	Smith	D2/900
D587,436	S *	3/2009	Lafazia	D2/900
D587,880	S *	3/2009	Lafazia	D2/900
D645,232	S *	9/2011	Ratner	D2/899
D677,037	S *	3/2013	Brunetti	D2/899
D693,546	S *	11/2013	Chenciner	D2/903
D738,073	S *	9/2015	Chenciner	D2/903
2009/0031587	A1 *	2/2009	Rusnak	A43B 23/24 36/112

OTHER PUBLICATIONS

U.S. Design Appl. No. 29/567,021, filed Jun. 3, 2016.

* cited by examiner

Primary Examiner — Elizabeth J Oswecki
(74) *Attorney, Agent, or Firm* — Craig R. Miles; CR
MILES P.C.

(57) **CLAIM**

The ornamental design for a water shoe, as shown and described.

DESCRIPTION

FIG. 1 is a top, left side perspective of a water shoe showing our new design;
FIG. 2 is a right side elevation view thereof;
FIG. 3 is a left side elevation view thereof;
FIG. 4 is a front elevation view thereof;
FIG. 5 is a back side elevation view thereof;
FIG. 6 is a top plan view thereof; and,
FIG. 7 is a bottom plan view thereof.
The broken lines shown are included for the purpose of illustrating the unclaimed portions of the article and form no part of the claim.

1 Claim, 6 Drawing Sheets

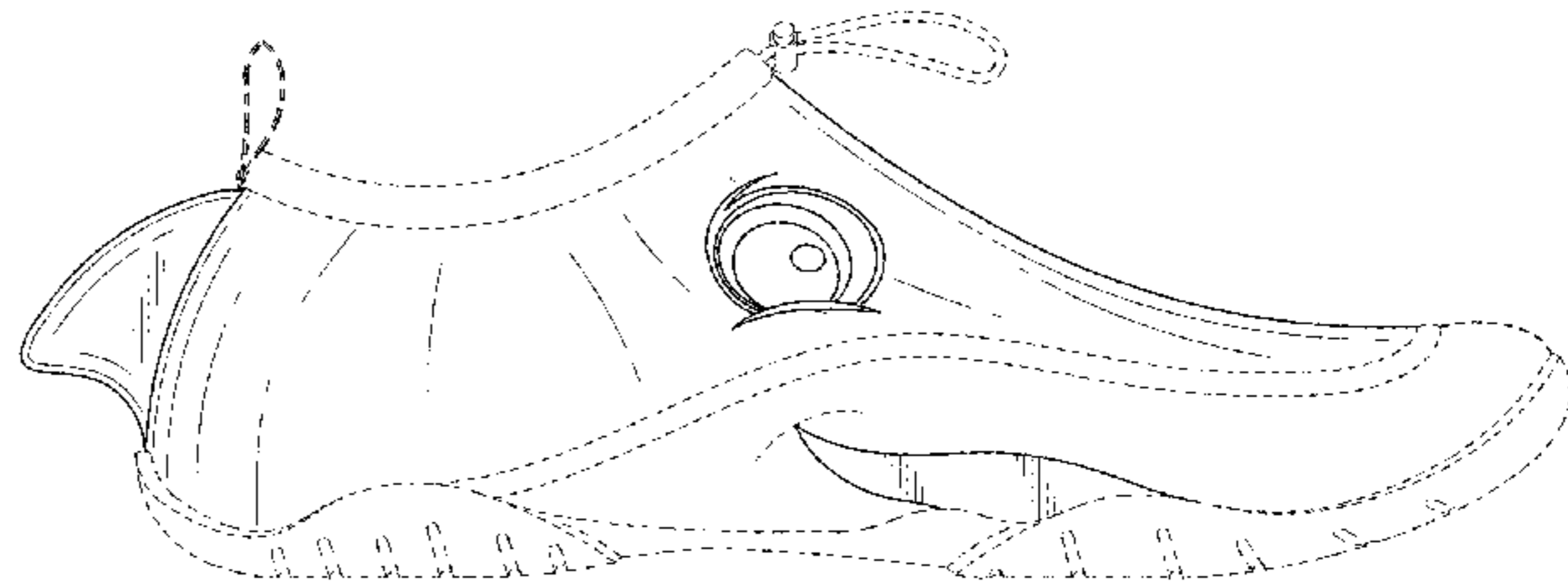
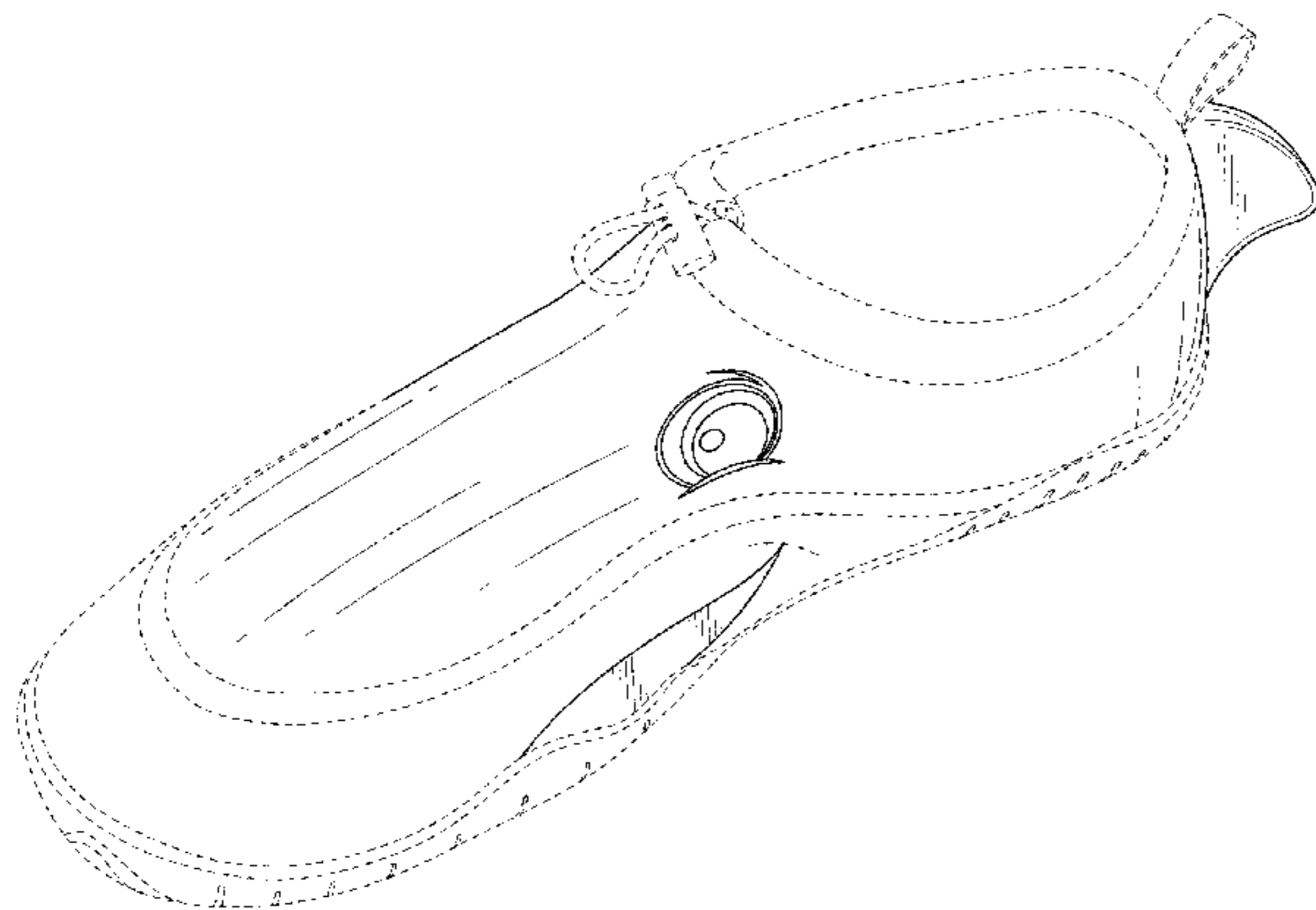


FIG. 1

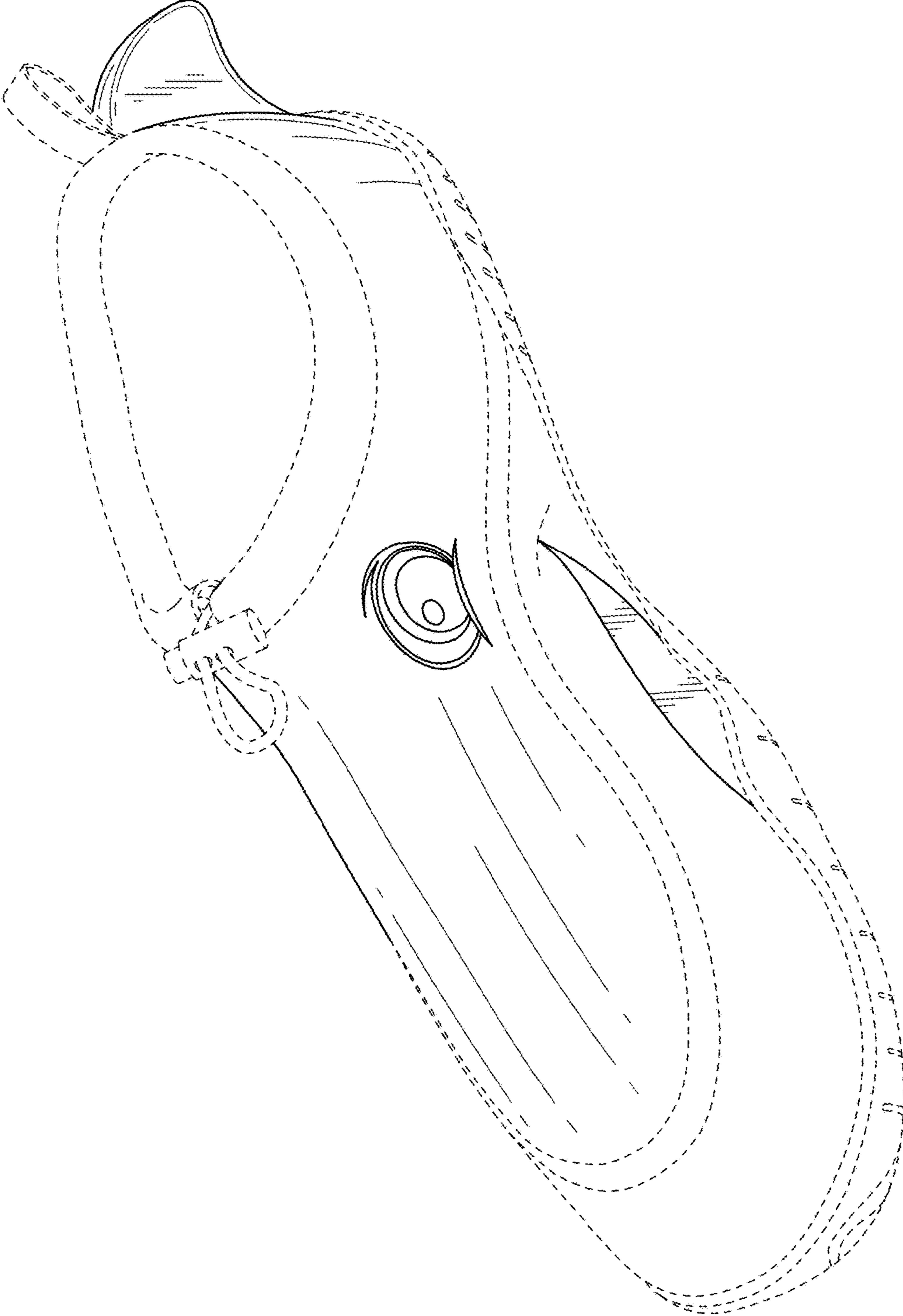


FIG. 2

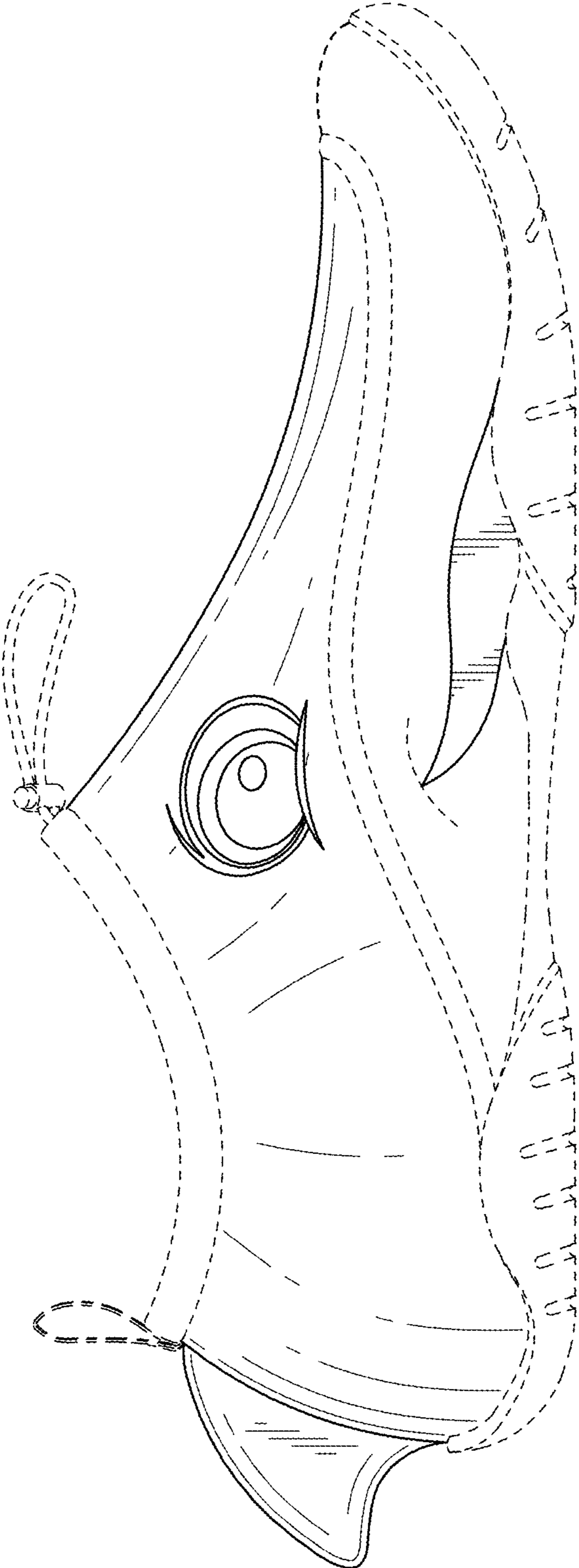


FIG. 3

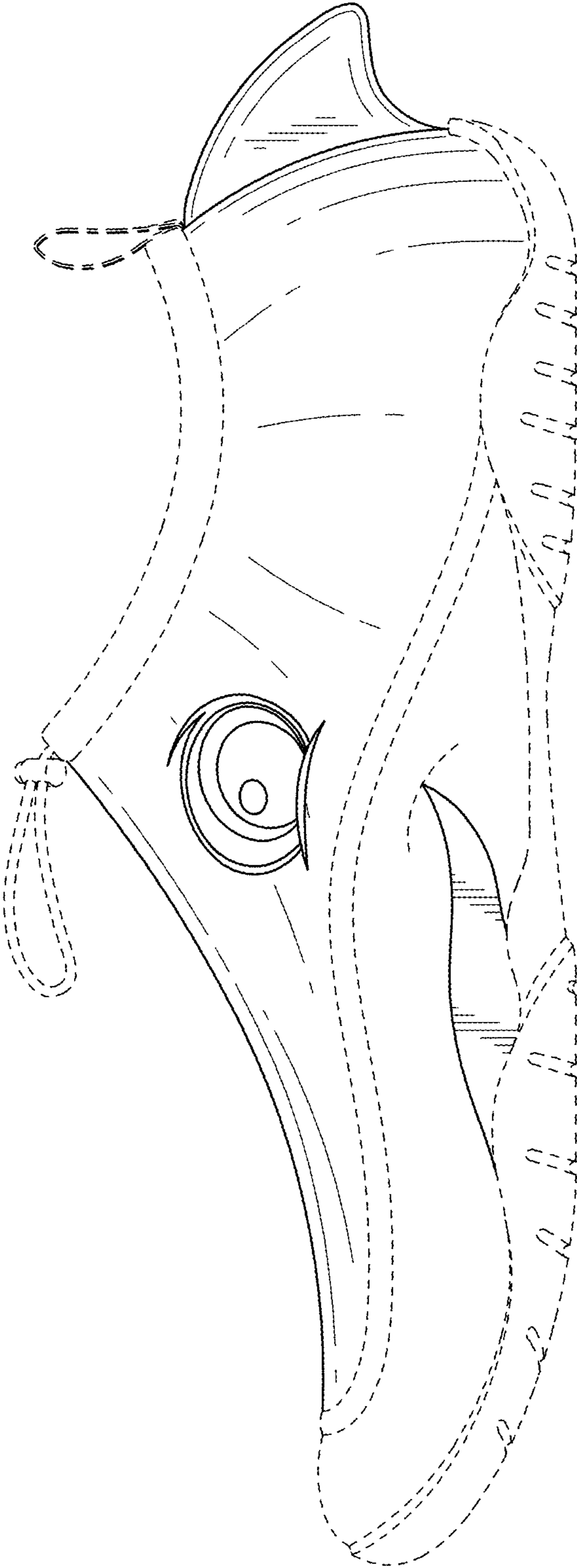


FIG. 4

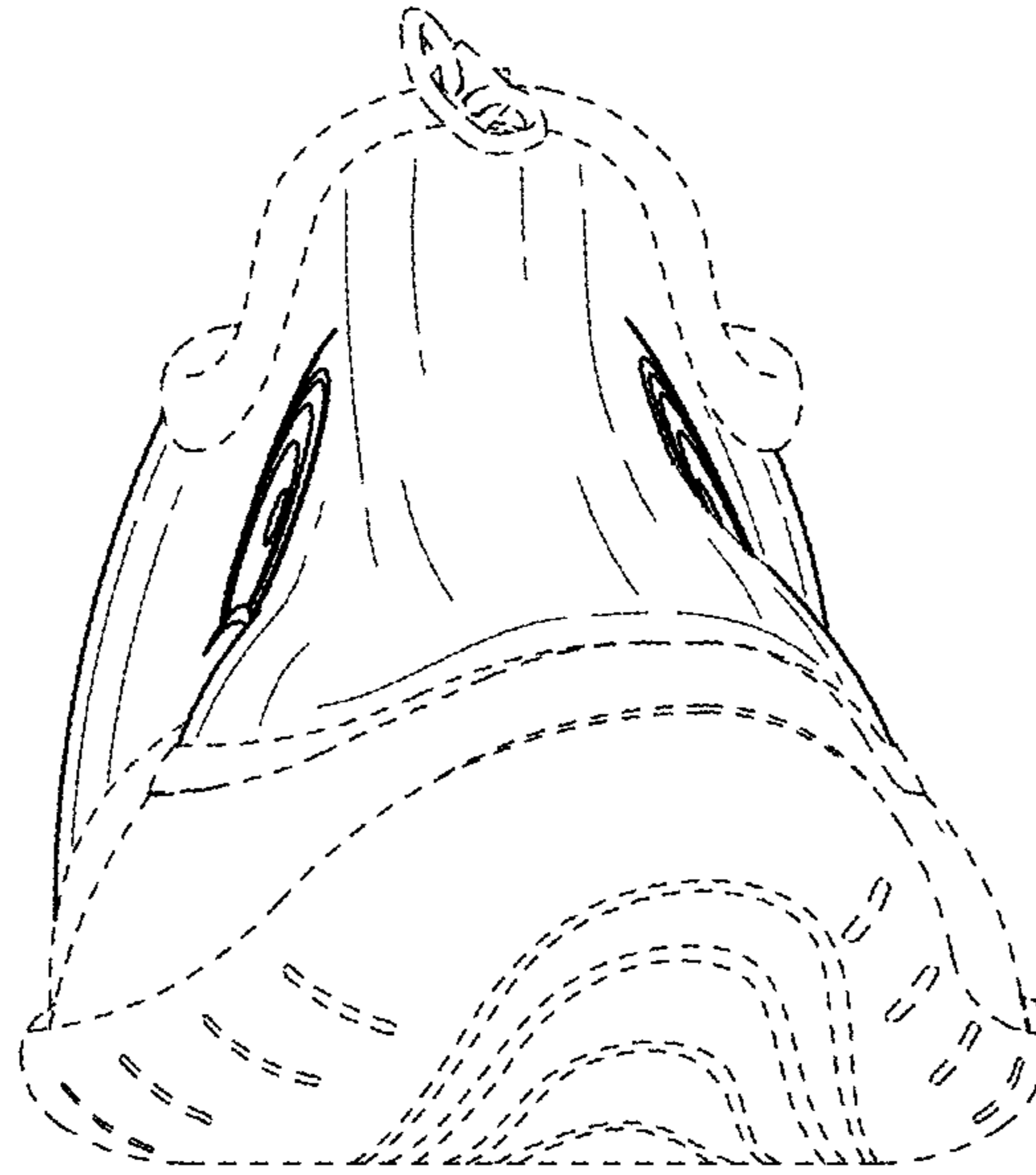


FIG. 5

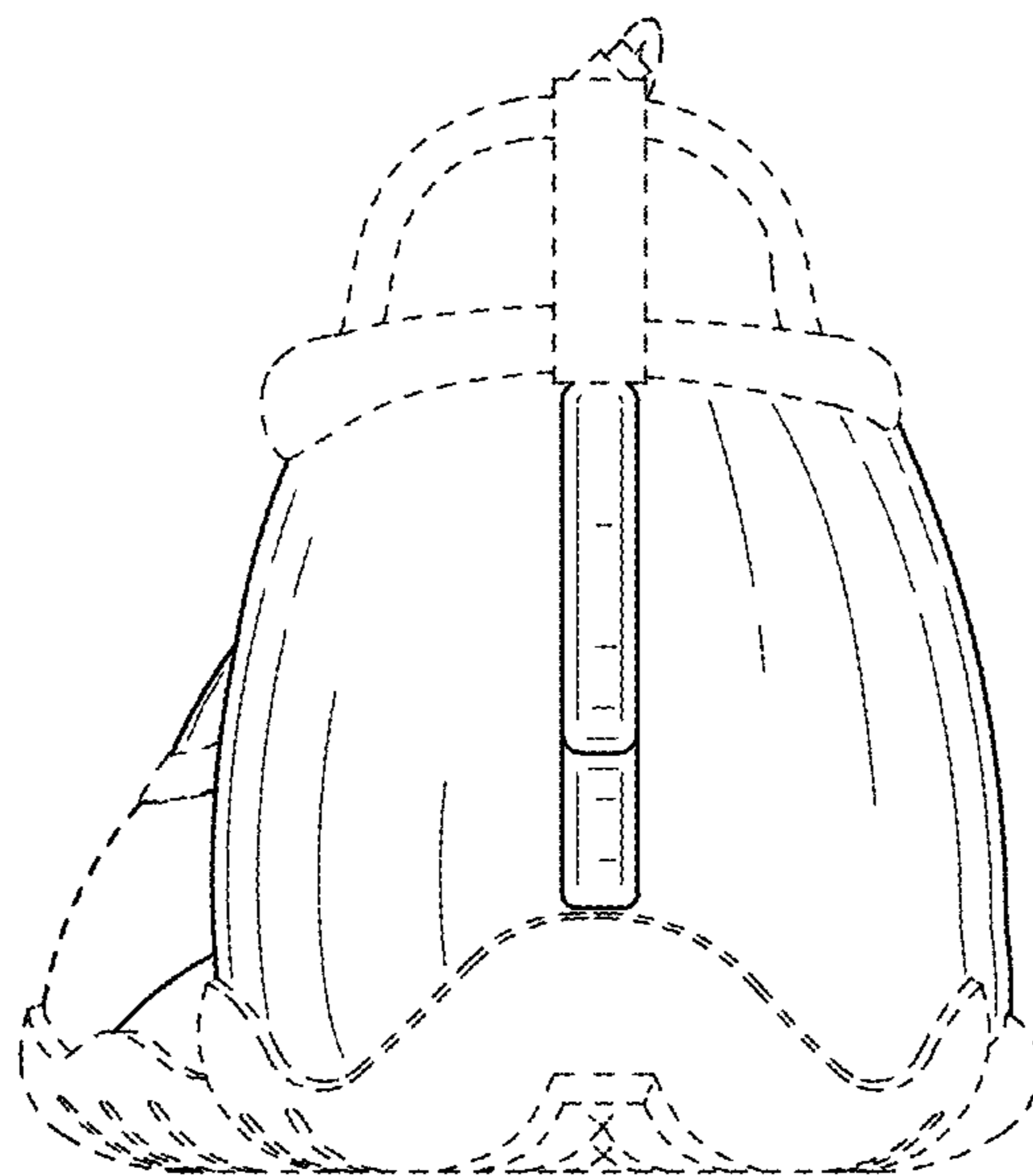


FIG. 6

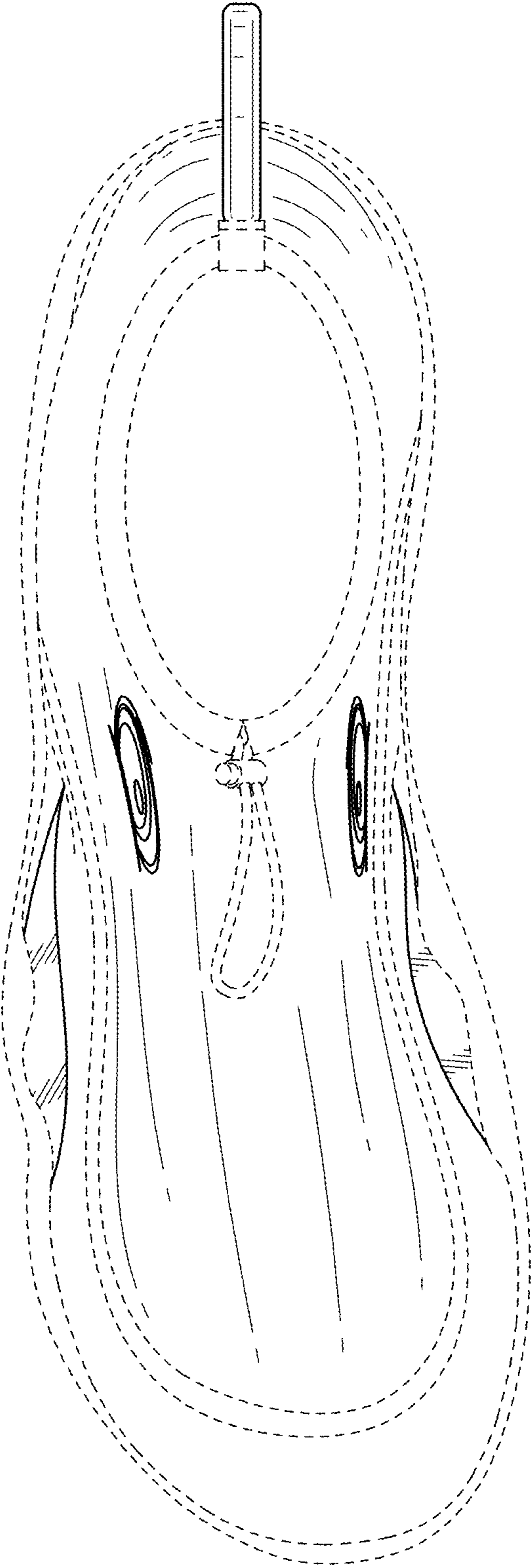


FIG. 7

