



US00D806352S

(12) **United States Design Patent** (10) **Patent No.:** **US D806,352 S**
Baek (45) **Date of Patent:** **** Jan. 2, 2018**

(54) **NECKTIE**
(71) Applicant: **Kolon Industries, Inc.**, Gwacheon-si,
Gyeonggi-do (KR)
(72) Inventor: **Seung Soon Baek**, Seoul (KR)
(73) Assignee: **Kolon Industries, Inc.**, Gwacheon-si
(KR)
(**) Term: **15 Years**
(21) Appl. No.: **29/570,127**
(22) Filed: **Jul. 5, 2016**

(30) **Foreign Application Priority Data**
May 27, 2016 (KR) 30-2016-0025804
(51) **LOC (11) Cl.** **02-05**
(52) **U.S. Cl.**
USPC **D2/605**
(58) **Field of Classification Search**
USPC D2/500, 600, 604, 605, 608; D5/16, 20,
D5/24, 25, 37, 63, 66
CPC A41D 23/00; A41D 25/00; A41D 25/001;
A41D 25/06
See application file for complete search history.

(56) **References Cited**
U.S. PATENT DOCUMENTS
D21,917 S * 10/1892 Booze D5/37
569,498 A * 10/1896 Jacobowitz A41D 25/02
2/150
D38,063 S * 6/1906 Crownfield D5/16
D136,105 S * 8/1943 Urdang D2/608
D136,232 S * 8/1943 Urdang D2/608
D156,539 S * 12/1949 Klein D2/608
D168,540 S * 1/1953 Friedman et al. D5/66
2,679,050 A * 5/1954 Dzus A41D 25/06
2/146

D192,954 S * 6/1962 Petsche D5/16
D394,335 S * 5/1998 Howard D2/602
D528,262 S * 9/2006 Saruhashi D2/605
D692,637 S * 11/2013 Glennie D2/608
D693,538 S * 11/2013 Katz D2/605

OTHER PUBLICATIONS

Necktie Photo Image, [on-line]; [retrieved from the Internet on Jun. 2, 2017]; [publication date unknown]; URL: https://images-na.ssl-images-amazon.com/images/I/61IPWL1osiL_UX466_.jpg. (1 page).*

* cited by examiner


Primary Examiner — Karen E Eldridge Powers
Assistant Examiner — Jasmine Mlinarcik
(74) *Attorney, Agent, or Firm* — Hauptman Ham, LLP

(57) **CLAIM**
I claim the ornamental design for a necktie, as shown and described.

DESCRIPTION

FIG. 1 is a perspective view of the necktie;
FIG. 2 is a front elevation view thereof;
FIG. 3 is a rear elevation view thereof;
FIG. 4 is a left side elevation view thereof;
FIG. 5 is a right side elevation view thereof;
FIG. 6 is a top plan view thereof;
FIG. 7 is a bottom plan view thereof;
FIG. 8 is an enlarged detail view of the flower motif in the front elevation view; and,
FIG. 9 is a perspective view of the necktie shown in an alternative configuration in an exemplary environment of a packaging box.
The broken lines shown in FIG. 8 represent the bounds of the enlarged detail view and form no part of the claimed design.
The broken lines shown in FIG. 9 represent environmental structure that forms no part of the claimed design.

1 Claim, 9 Drawing Sheets



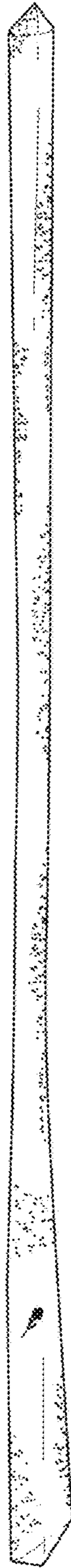


FIG. 1




FIG. 2

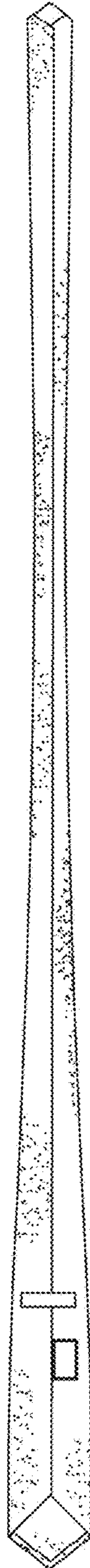


FIG. 3



FIG. 4



FIG. 5




FIG. 6




FIG. 7




FIG. 8

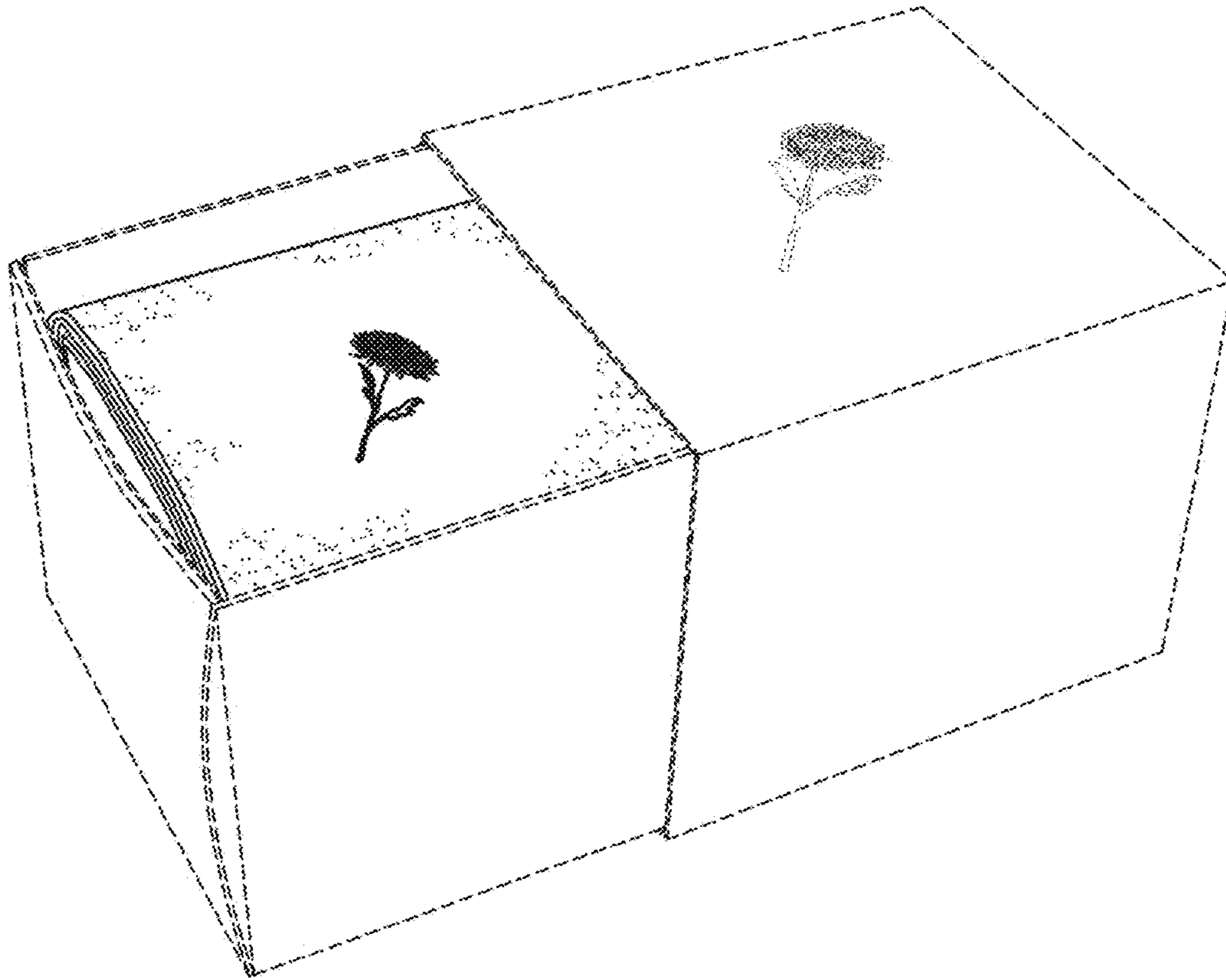


FIG. 9