



US00D806342S

(12) **United States Design Patent** (10) **Patent No.:** **US D806,342 S**  
**Magnusson** (45) **Date of Patent:** **\*\* Dec. 26, 2017**

(54) **SHOPPING CART**  
(71) Applicant: **Advance Carts Inc.**, Boca Raton, FL (US)  
(72) Inventor: **Marcus Magnusson**, Boca Raton, FL (US)  
(73) Assignee: **Advance Carts Inc.**, Boca Raton, FL (US)

D644,809 S *	9/2011	Walter	.....	D34/21
D645,222 S *	9/2011	Walter	.....	D34/21
D665,552 S *	8/2012	Walter	.....	D34/21
D672,111 S *	12/2012	Walter	.....	D34/21
D677,033 S *	2/2013	Walter	.....	D34/21
D685,972 S *	7/2013	Walter	.....	D34/21
RE45,915 E *	3/2016	Walter	.....	D34/21
RE46,268 E *	1/2017	Walter	.....	D34/21
2001/0022436 A1 *	9/2001	Simard	.....	B62B 3/1468 280/33.991
2003/0151219 A1 *	8/2003	Simard	.....	B62B 3/1468 280/47.35

(\*\*) Term: **15 Years**  
(21) Appl. No.: **29/558,985**  
(22) Filed: **Mar. 23, 2016**

\* cited by examiner  
*Primary Examiner* — Cynthia Ramirez  
(74) *Attorney, Agent, or Firm* — Murtha Cullins LLP;  
Anthony P. Gangemi

**Related U.S. Application Data**

(63) Continuation-in-part of application No. 29/513,168, filed on Dec. 29, 2014, now Pat. No. Des. 756,586.

(51) **LOC (10) Cl.** ..... **12-02**  
(52) **U.S. Cl.**  
USPC ..... **D34/21**

(58) **Field of Classification Search**  
USPC ..... D34/12-27; 280/33.991, 33.992, 33.997,  
280/33.998, 47.34, 47.35  
CPC ..... B62B 3/14; B62B 3/182; B62B 3/1476;  
B62B 3/1468  
See application file for complete search history.

(56) **References Cited**

**U.S. PATENT DOCUMENTS**

D538,501 S *	3/2007	Walter	.....	D34/21
D606,723 S *	12/2009	Walter	.....	D34/20
D633,269 S *	2/2011	Walter	.....	D34/21
D639,521 S *	6/2011	Walter	.....	D34/21

(57) **CLAIM**

The ornamental design of a shopping cart, as shown and described.

**DESCRIPTION**

FIG. 1 is a right side view of a shopping cart showing my new design;  
FIG. 2 is a left side view of the shopping cart shown in FIG. 1;  
FIG. 3 is a front view of the shopping cart shown in FIG. 1;  
FIG. 4 is a rear view of the shopping cart shown in FIG. 1;  
FIG. 5 is a top view of the shopping cart shown in FIG. 1;  
FIG. 6 is a bottom view of the shopping cart shown in FIG. 1;  
FIG. 7 is a rear isometric view of the shopping cart shown in FIG. 1; and,  
FIG. 8 is a front isometric view of the shopping cart shown in FIG. 1.

**1 Claim, 8 Drawing Sheets**





FIG. 1



FIG. 2



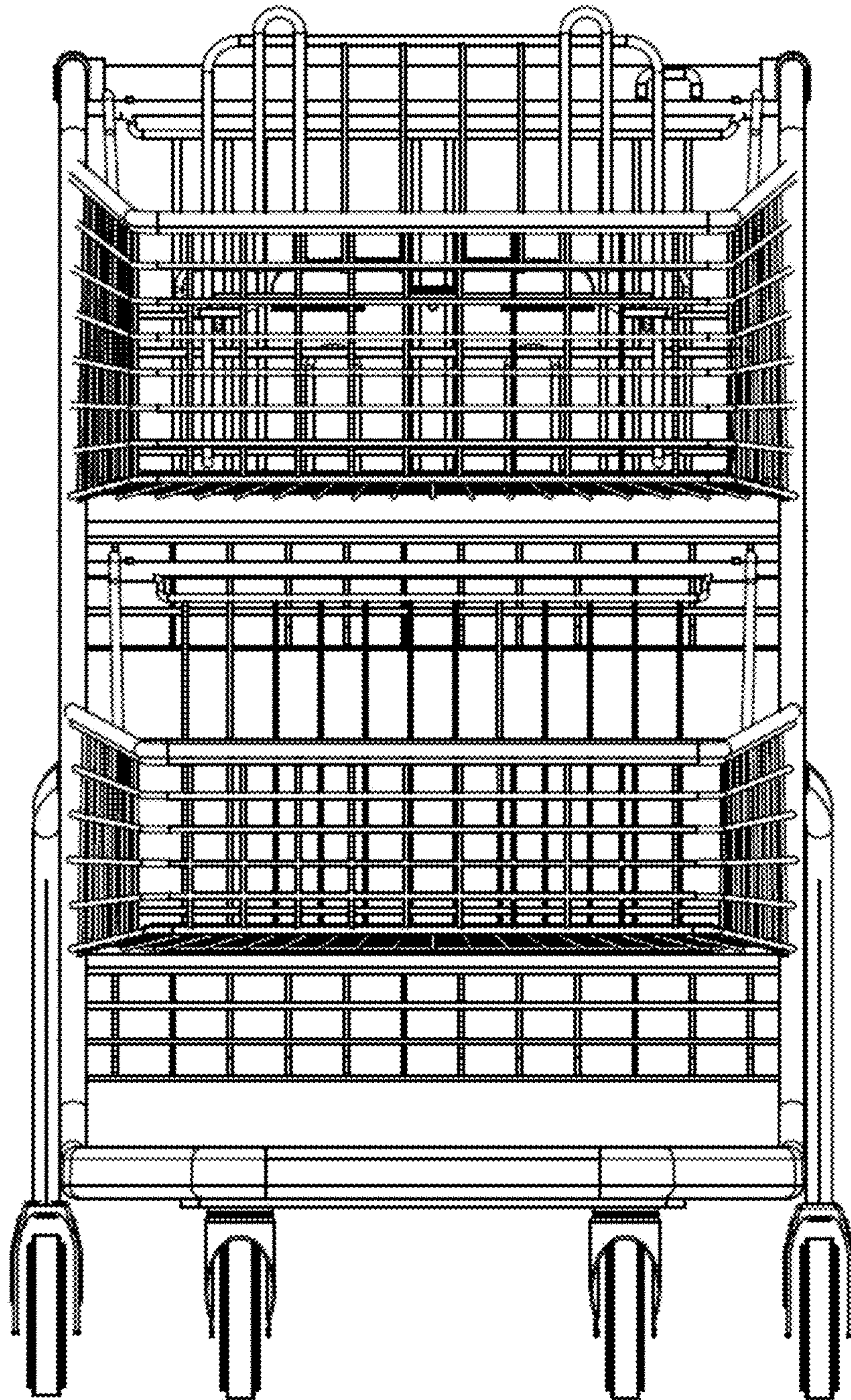


FIG. 3



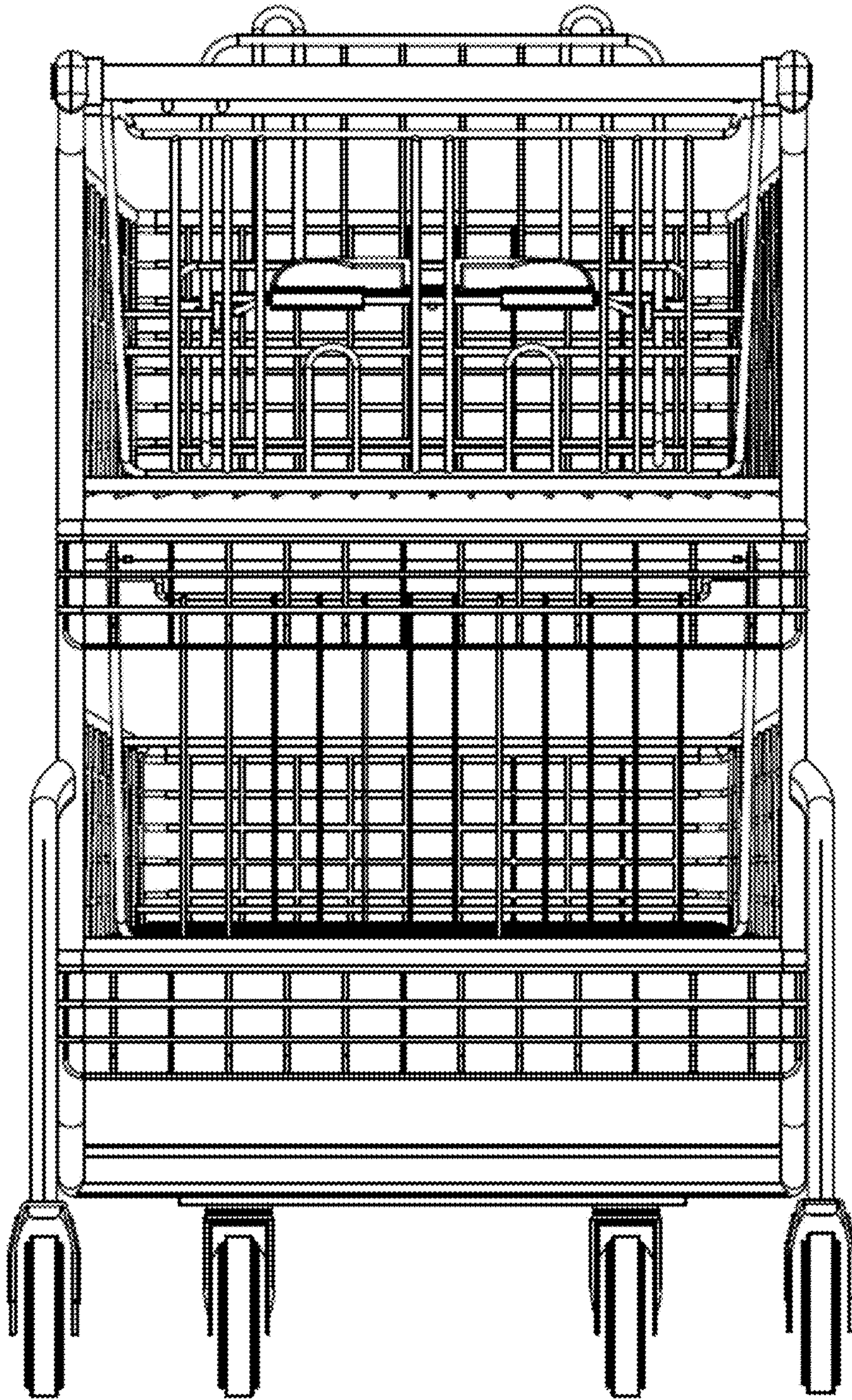


FIG. 4



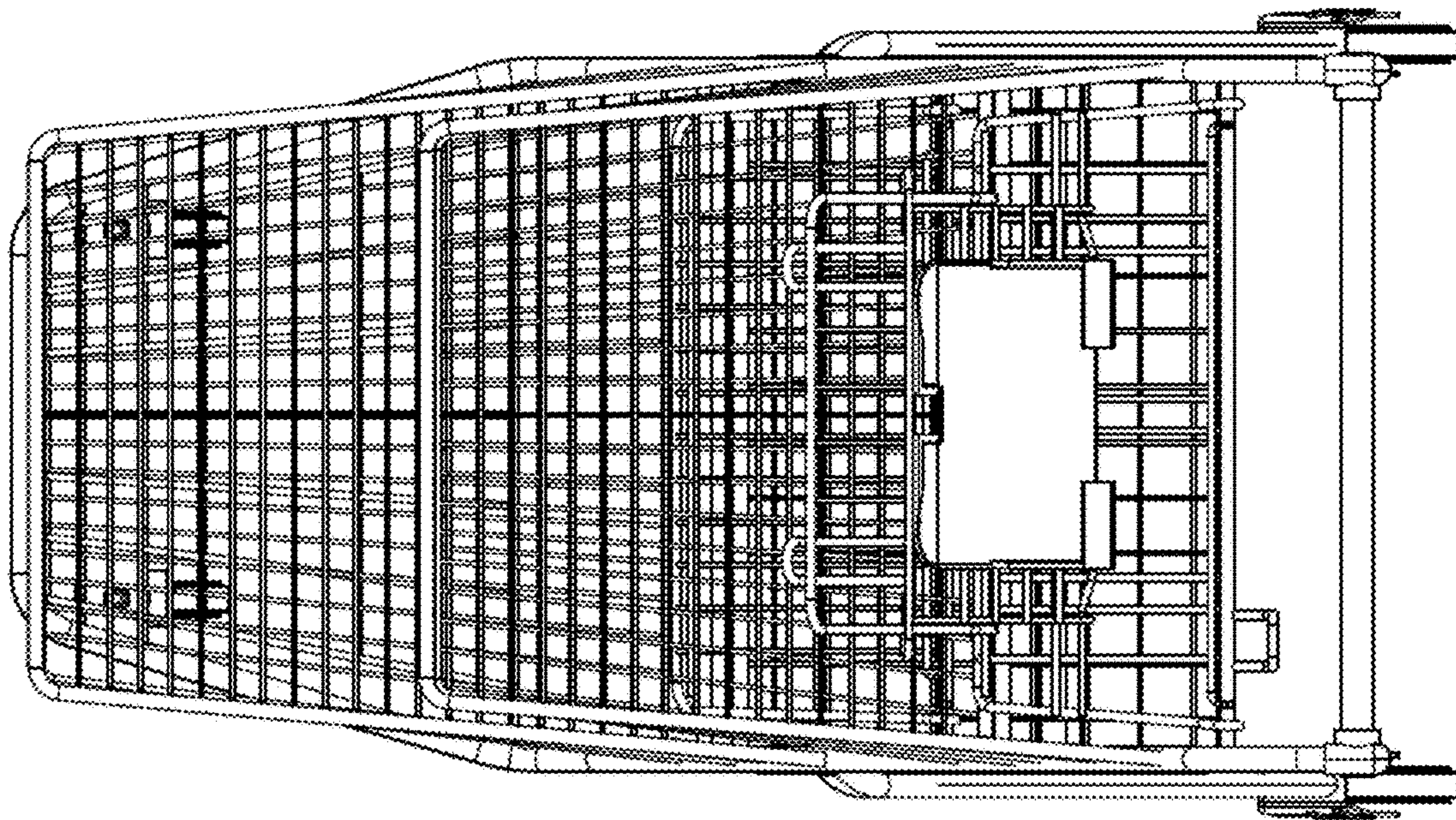


FIG. 5



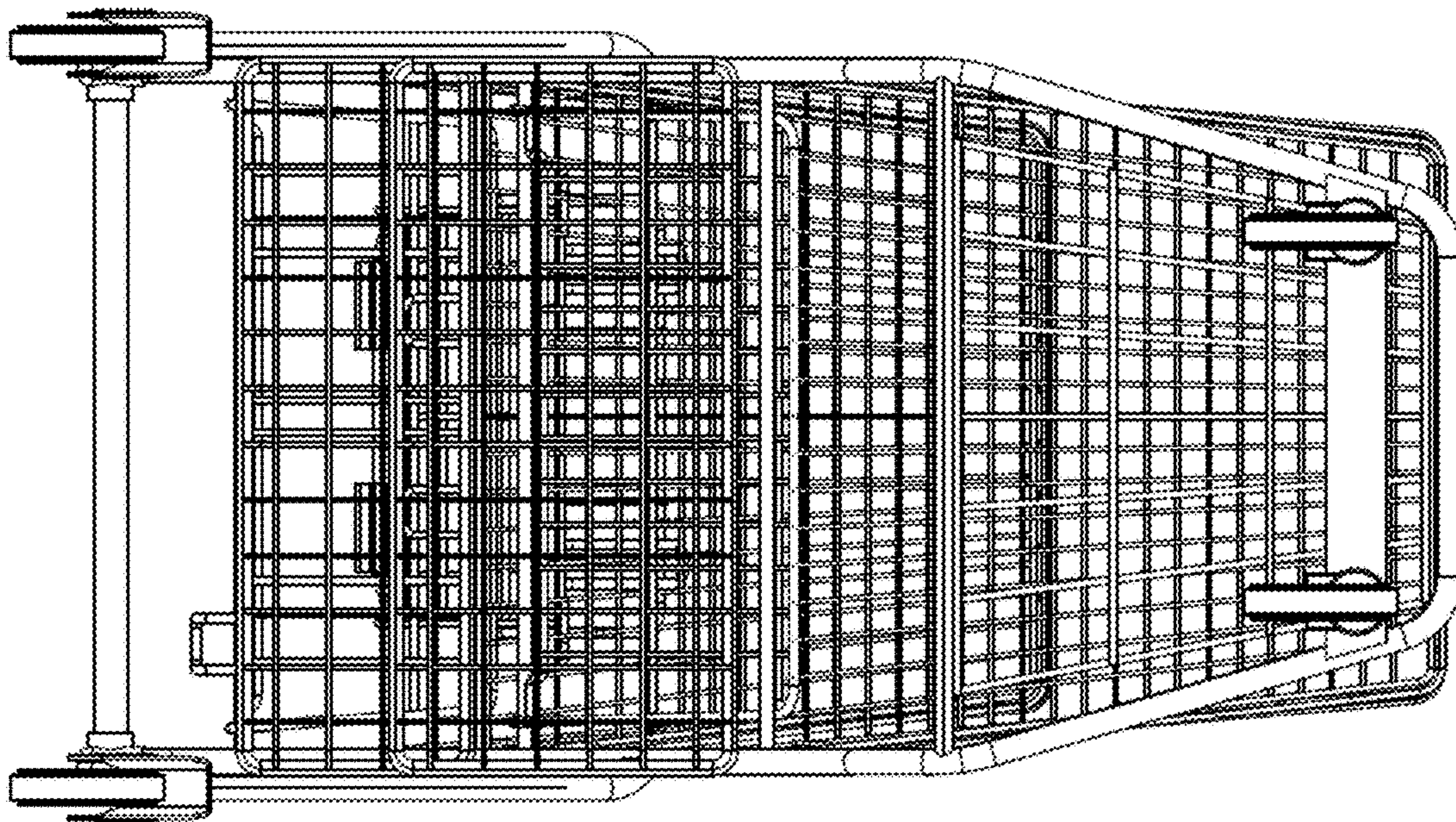


FIG. 6





FIG. 7



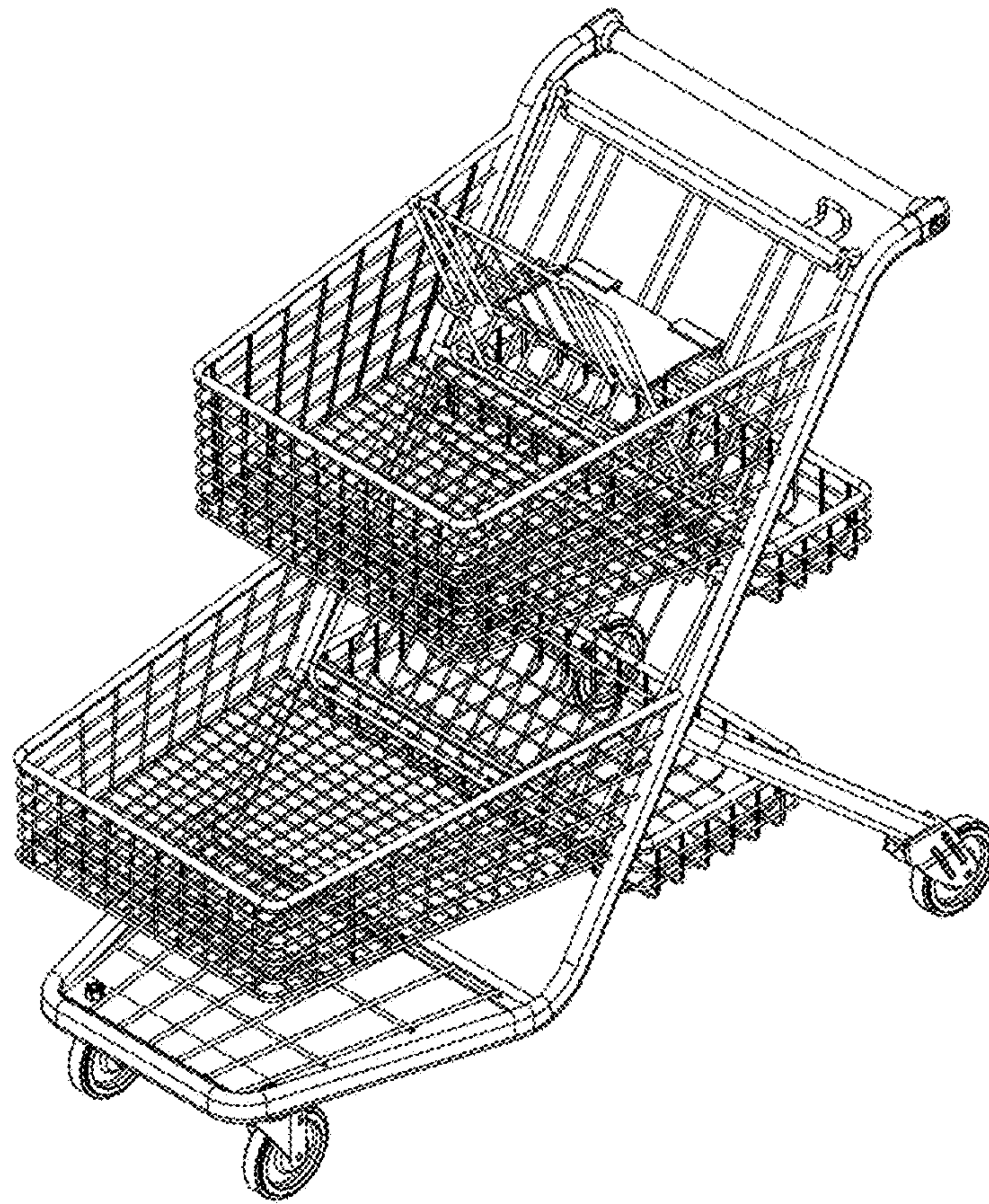


FIG. 8