



US00D806323S

(12) **United States Design Patent**
Webster

(10) **Patent No.:** **US D806,323 S**

(45) **Date of Patent:** **** Dec. 26, 2017**

(54) **FLAME AND SMOKE EXTINGUISHER FOR CANDLES**

(71) Applicant: **Calvert H. Webster**, Las Vegas, NV (US)

(72) Inventor: **Calvert H. Webster**, Las Vegas, NV (US)

(**) Term: **15 Years**

(21) Appl. No.: **29/587,514**

(22) Filed: **Dec. 13, 2016**

(51) **LOC (10) Cl.** **26-99**

(52) **U.S. Cl.**
USPC **D29/127**

(58) **Field of Classification Search**
USPC D29/127; D26/23; D17/22; 431/144,
431/145-152; D10/116

CPC F23Q 25/00
See application file for complete search history.

(56) **References Cited**

U.S. PATENT DOCUMENTS

D406,409 S * 3/1999 Rubino D29/127
D412,997 S * 8/1999 Wise D26/23
5,971,081 A * 10/1999 Stewart F23Q 25/00
169/54

D453,862 S * 2/2002 Cormier F23Q 25/00
D28/55
6,769,904 B1 * 8/2004 Iverson F23Q 25/00
431/144
D502,574 S * 3/2005 McMinn F23Q 25/00
D29/127
6,960,074 B1 * 11/2005 Donoso F23Q 25/00
169/46

* cited by examiner

Primary Examiner — Randall Gholson

(74) *Attorney, Agent, or Firm* — RG Patent Consulting, LLC; Rachel Gilboy

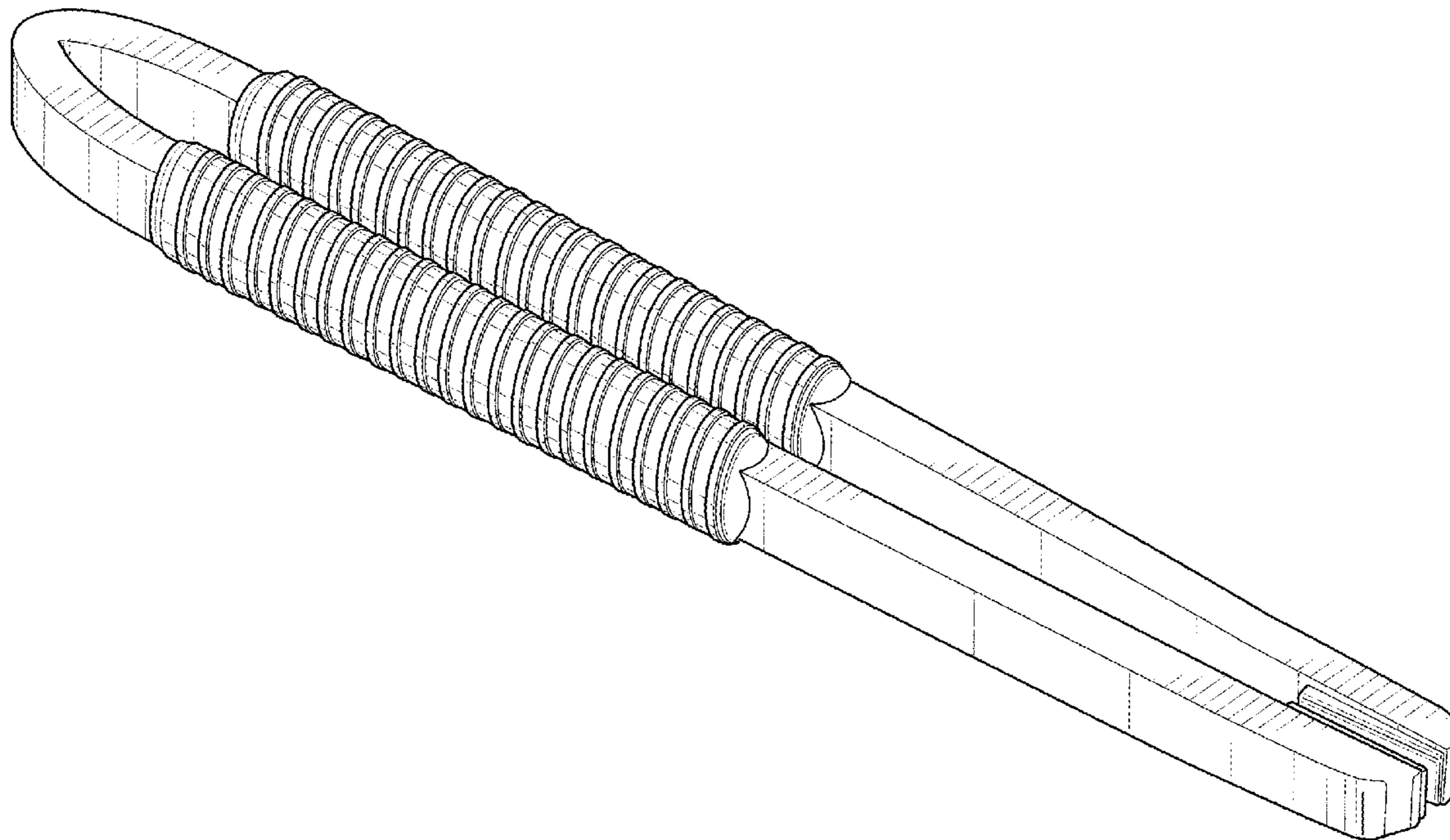
(57) **CLAIM**

The ornamental design for a flame and smoke extinguisher for candles, as shown and described.

DESCRIPTION

FIG. 1 is a perspective view of the flame and smoke extinguisher for candles showing my new design;
FIG. 2 is a left side view thereof;
FIG. 3 is a right side view thereof;
FIG. 4 is a front elevation view thereof;
FIG. 5 is a rear elevation view thereof;
FIG. 6 is a top plan view thereof; and,
FIG. 7 is a bottom plan view thereof.

1 Claim, 4 Drawing Sheets



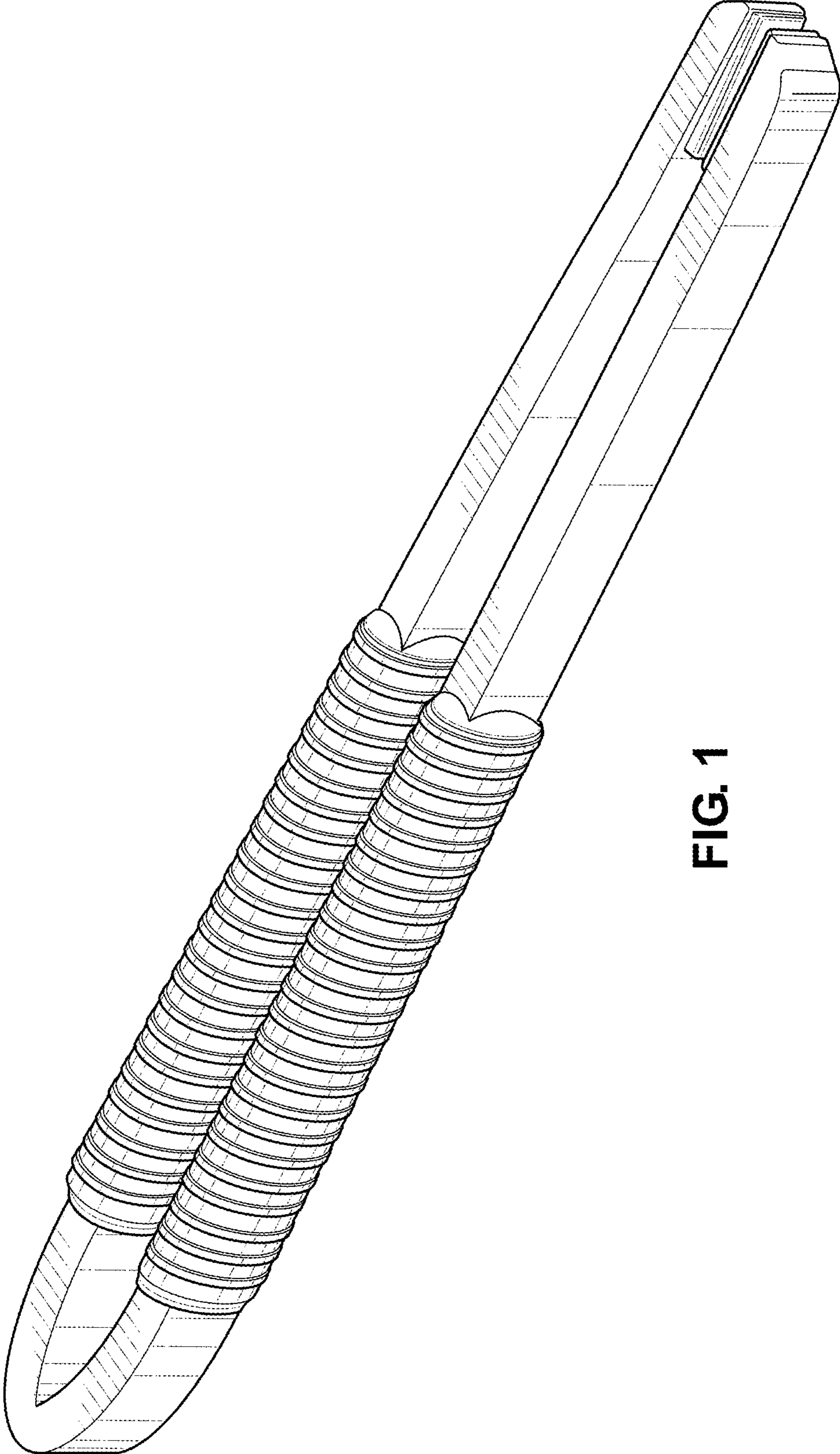


FIG. 1

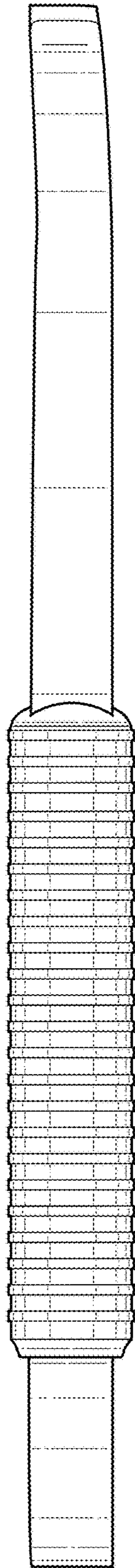


FIG. 2

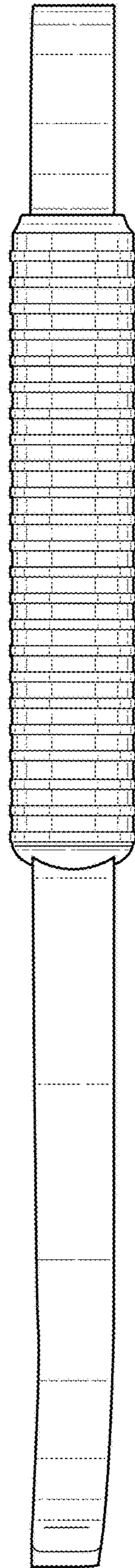


FIG. 3

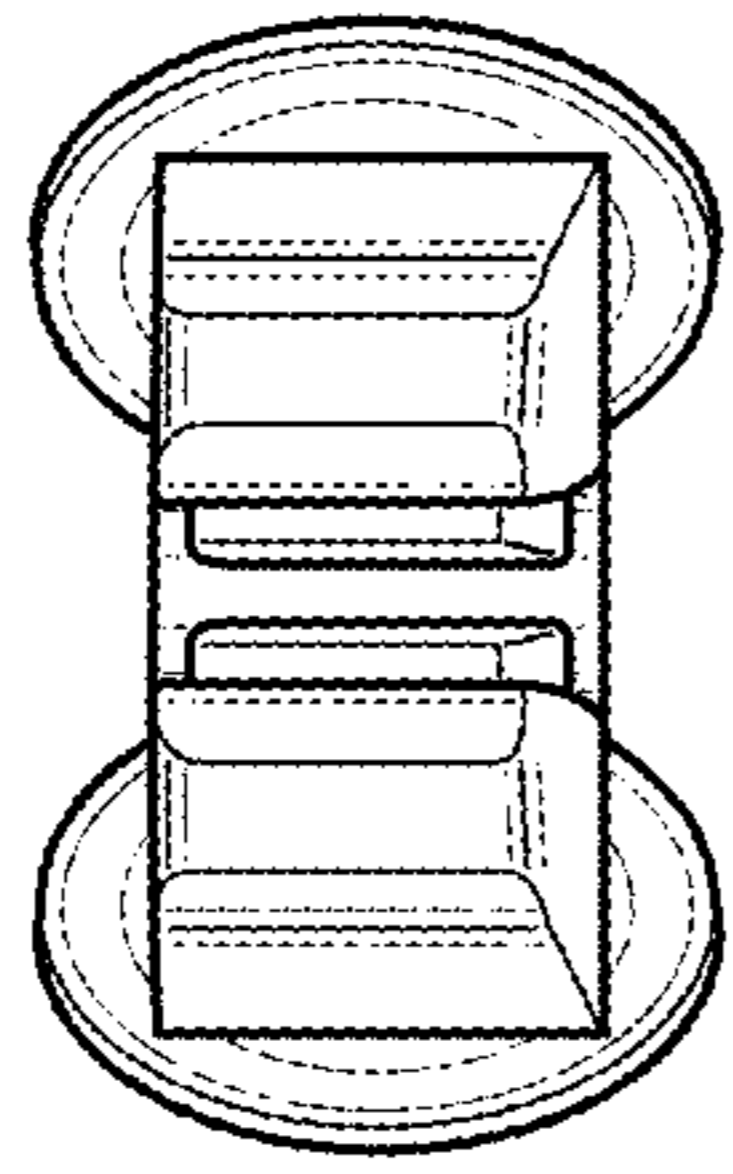


FIG. 4

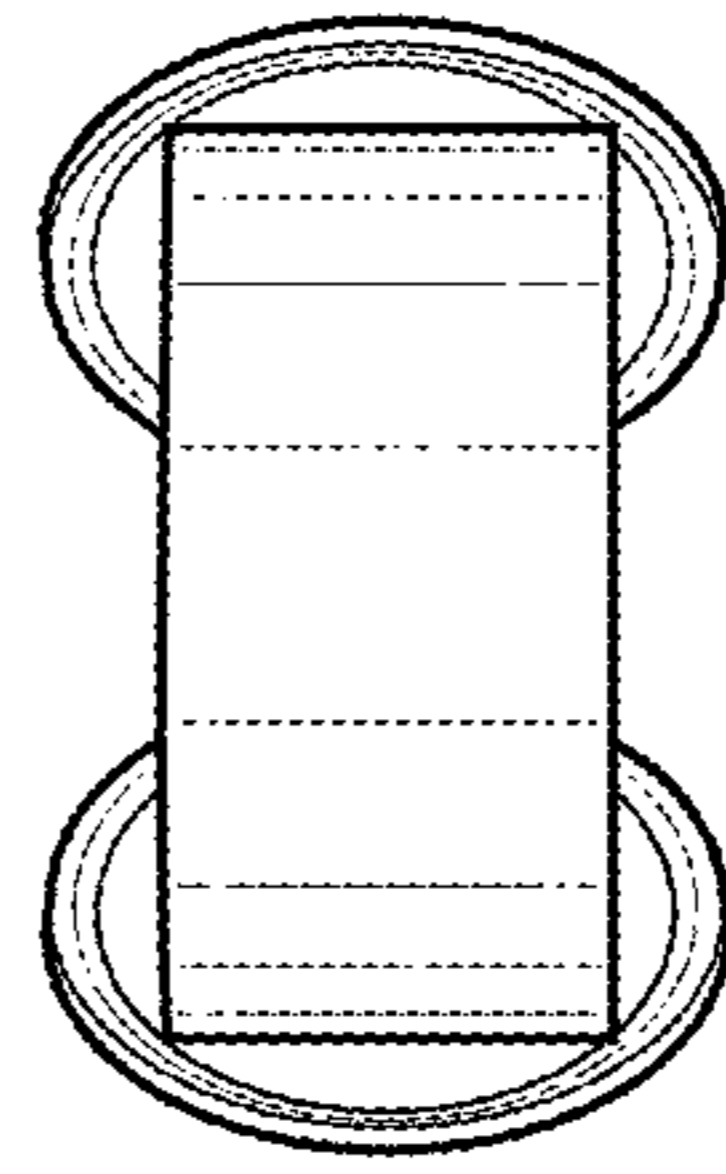


FIG. 5

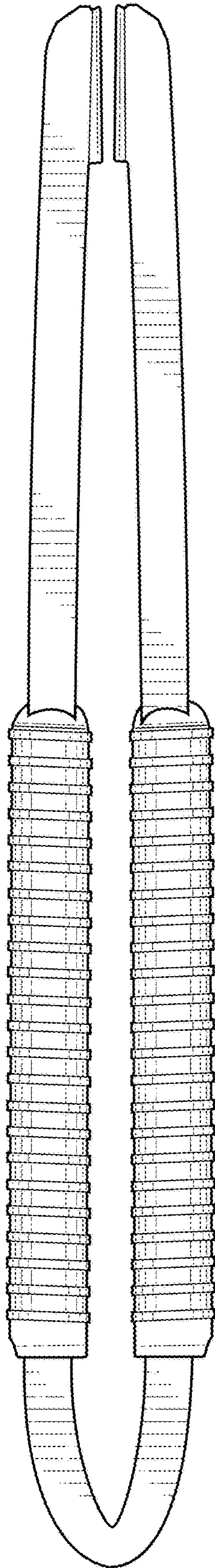


FIG. 6

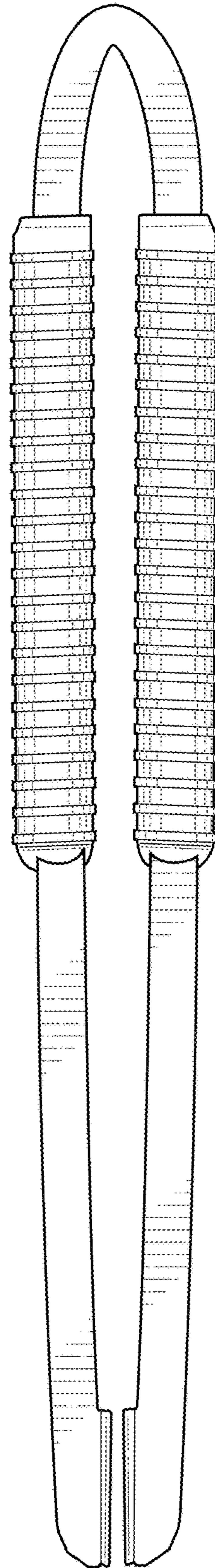


FIG. 7