



US00D806301S

(12) **United States Design Patent** (10) **Patent No.:** **US D806,301 S**
Waldmann (45) **Date of Patent:** **** Dec. 26, 2017**

- (54) **PARTS OF LAMPS**
- (71) Applicant: **HERBERT WALDMANN GMBH & CO. KG**, Villingen-Schwenningen (DE)
- (72) Inventor: **Gerhard Waldmann**, Stein am Rhein (CH)
- (73) Assignee: **HERBERT WALDMANN GMBH & CO. KG**, Villingen-Schwenningen (DE)
- (**) Term: **15 Years**
- (21) Appl. No.: **29/582,559**
- (22) Filed: **Oct. 28, 2016**

5,590,957 A *	1/1997	Chen	F21V 21/26
				362/419
D408,569 S *	4/1999	Waldmann	D26/63
D408,937 S *	4/1999	Waldmann	D26/63
D452,581 S *	12/2001	Zakrzewski	D13/139.2
D476,440 S *	6/2003	Lee	D26/65
D478,392 S *	8/2003	Kovacik	D26/65
D507,668 S *	7/2005	Kwong	D26/24
D518,218 S *	3/2006	Roberge	D26/63
D548,868 S *	8/2007	Roberge	D26/63
D574,987 S *	8/2008	Waldmann	D26/63
D593,242 S *	5/2009	Briese	D26/63
D623,788 S *	9/2010	Huang	D26/65
D627,501 S *	11/2010	Lin	D26/65
D658,805 S *	5/2012	Orrom	D26/118
D712,590 S *	9/2014	Lin	D26/138
D715,474 S *	10/2014	Janos	D26/63
D738,025 S *	9/2015	Messiaen	D26/63

* cited by examiner

Related U.S. Application Data

- (62) Division of application No. 35/500,120, filed on Jul. 23, 2015 (U.S. filing date under 35 U.S.C. 384), and having an international filing date of Jul. 23, 2015, now abandoned.
- (51) **LOC (10) Cl.** **26-03**
- (52) **U.S. Cl.**
USPC **D26/63**
CPC **F21V 21/14** (2013.01)
- (58) **Field of Classification Search**
USPC D26/63-72, 118, 24, 50, 107, 239;
362/3, 16-18, 235, 239, 227, 257,
362/269-277
CPC F21V 21/66; F21V 27/00; F21V 21/14
See application file for complete search history.

Primary Examiner — Richard E Chilcot
(74) *Attorney, Agent, or Firm* — Muirhead and Saturnelli, LLC

(57) **CLAIM**

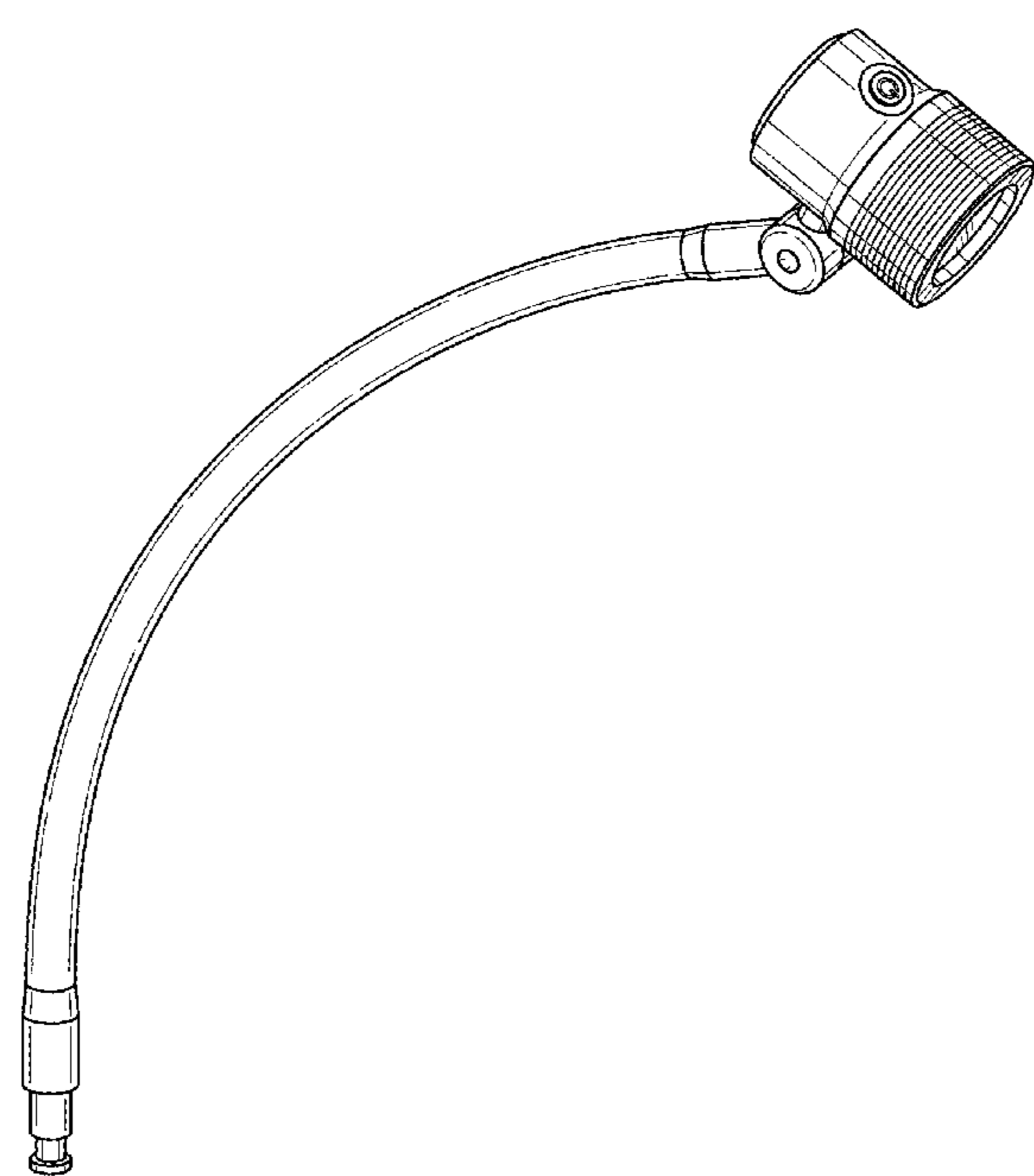
The ornamental design for a part of lamp, as shown and described.

DESCRIPTION

FIG. 1 is a top view of a new design for parts of lamps.
FIG. 2 is a rear view thereof.
FIG. 3 is a bottom view thereof.
FIG. 4 is a perspective view thereof.
FIG. 5 is a left side view thereof.
FIG. 6 is a right view thereof; and,
FIG. 7 is a front view thereof.

- (56) **References Cited**
U.S. PATENT DOCUMENTS
D231,559 S * 4/1974 Darling et al. D26/63
D324,743 S * 3/1992 Prosser D26/113

1 Claim, 7 Drawing Sheets



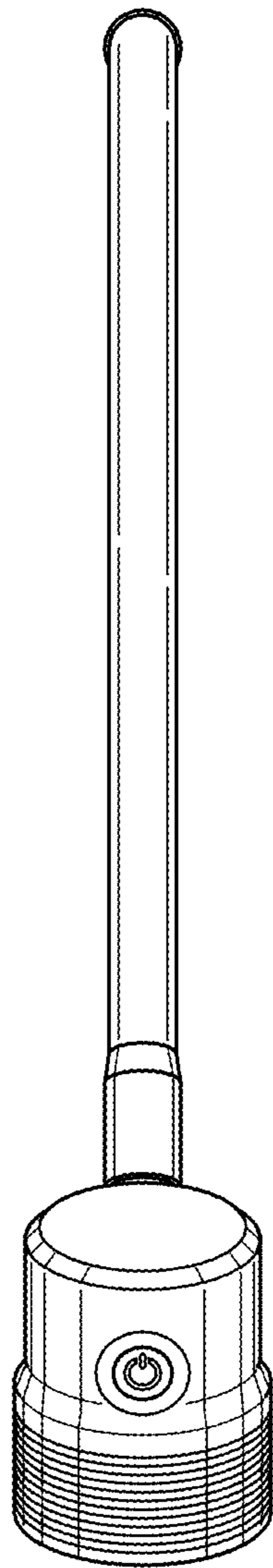


FIG. 1

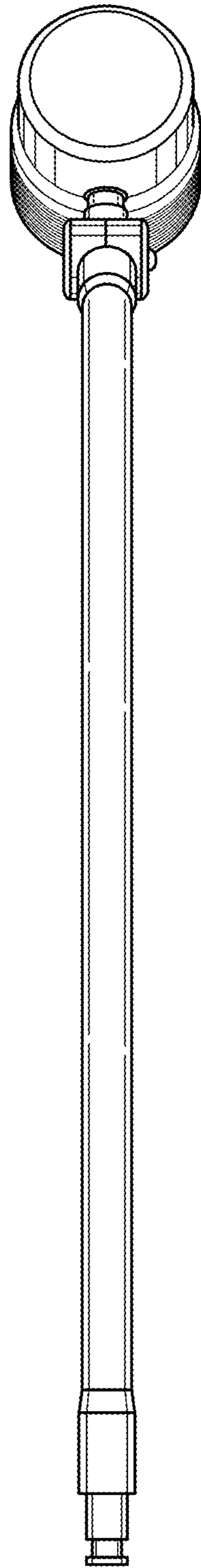


FIG. 2

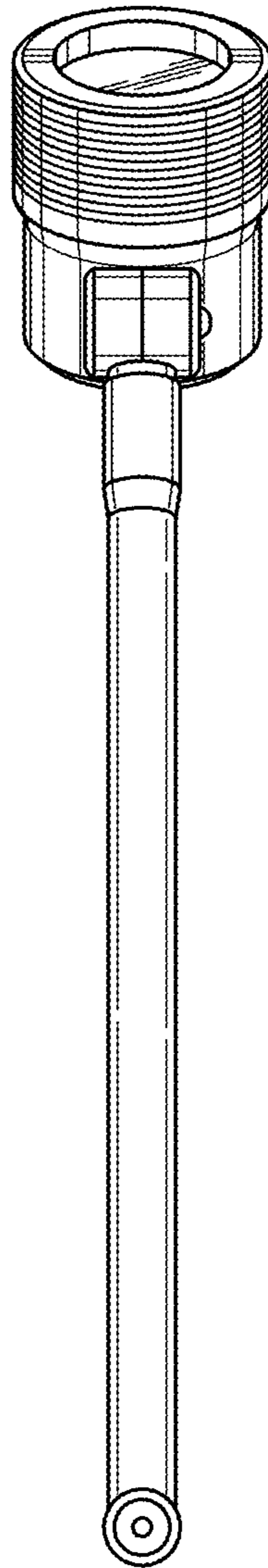


FIG. 3

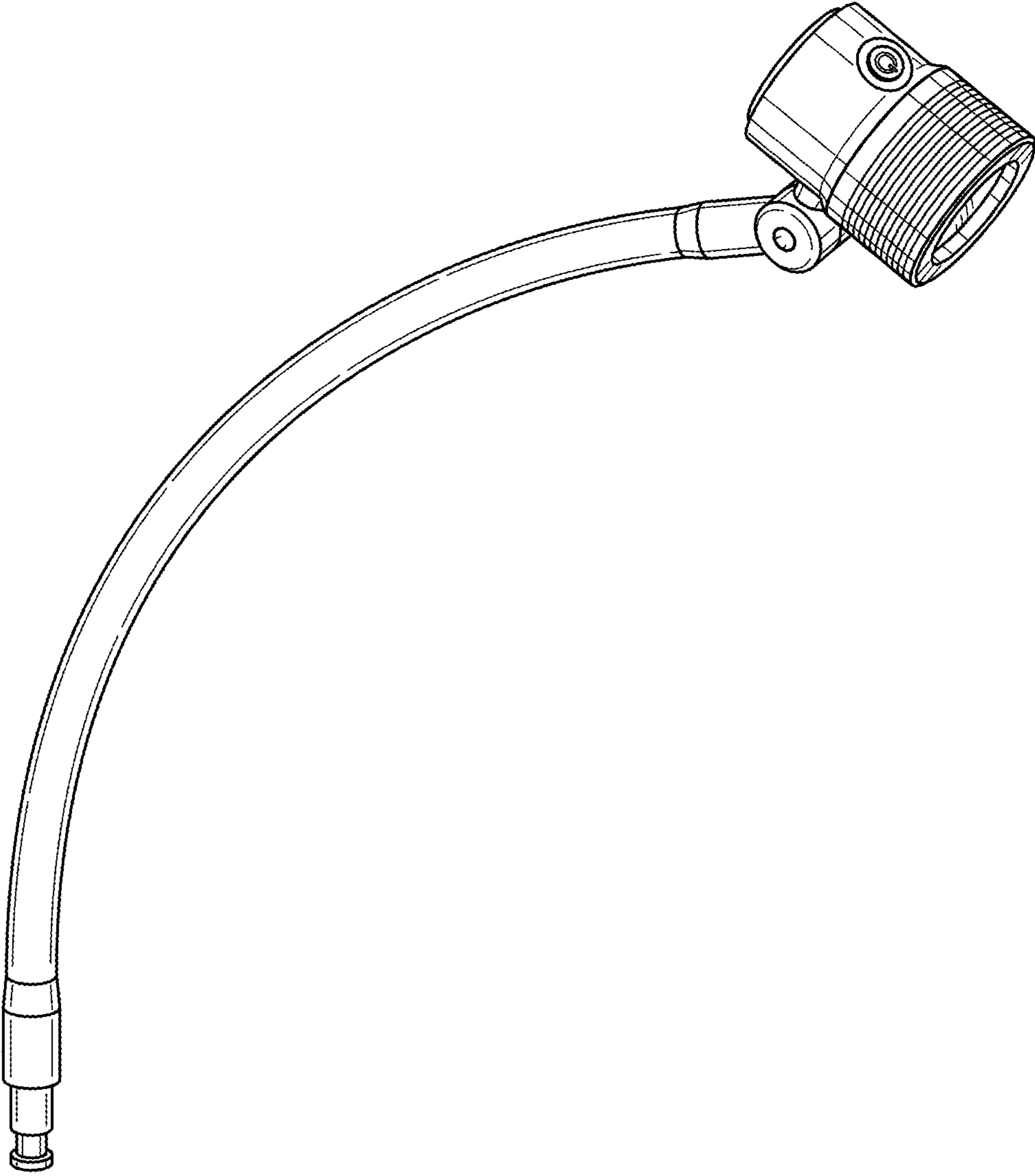


FIG. 4

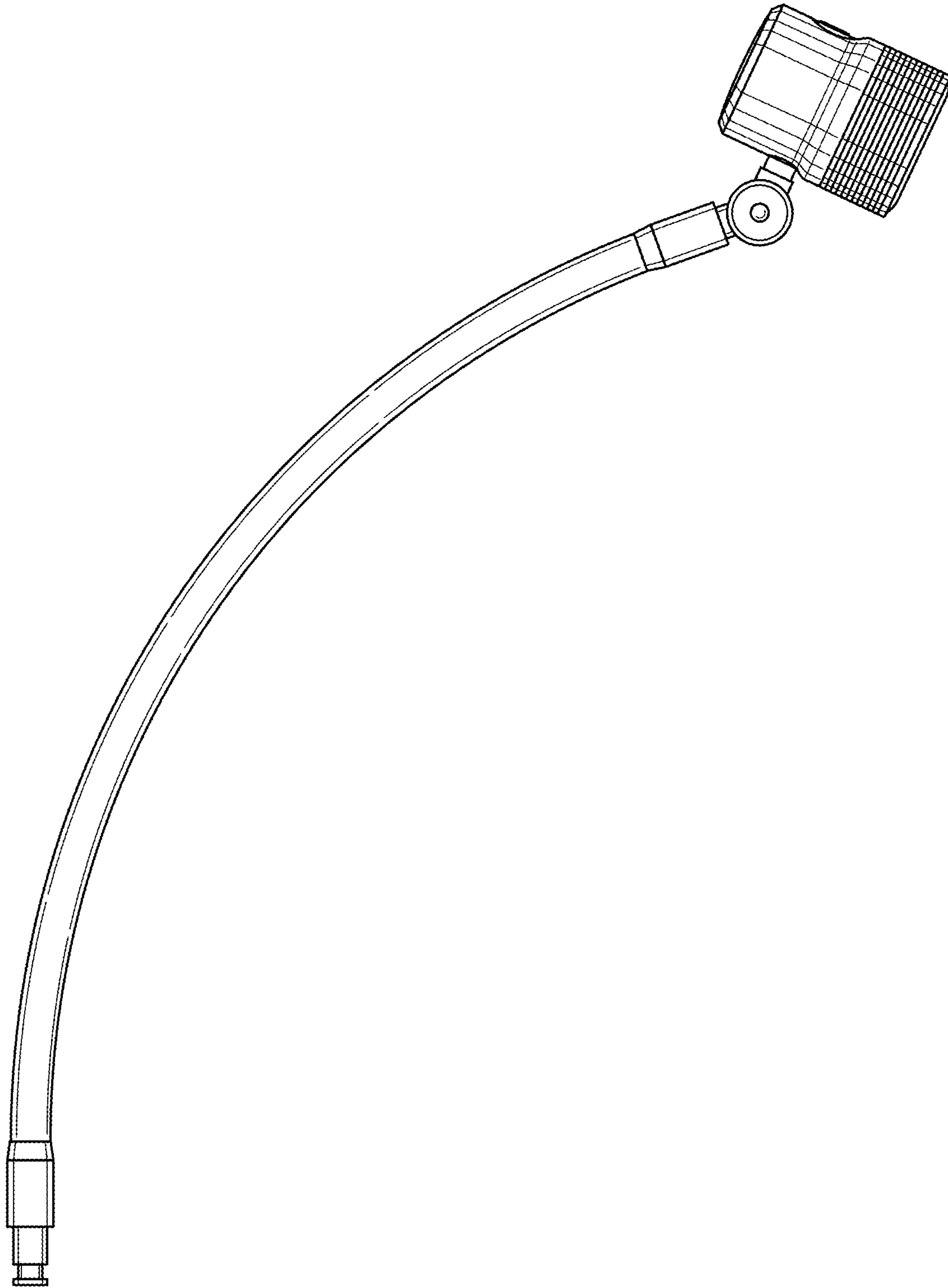


FIG. 5

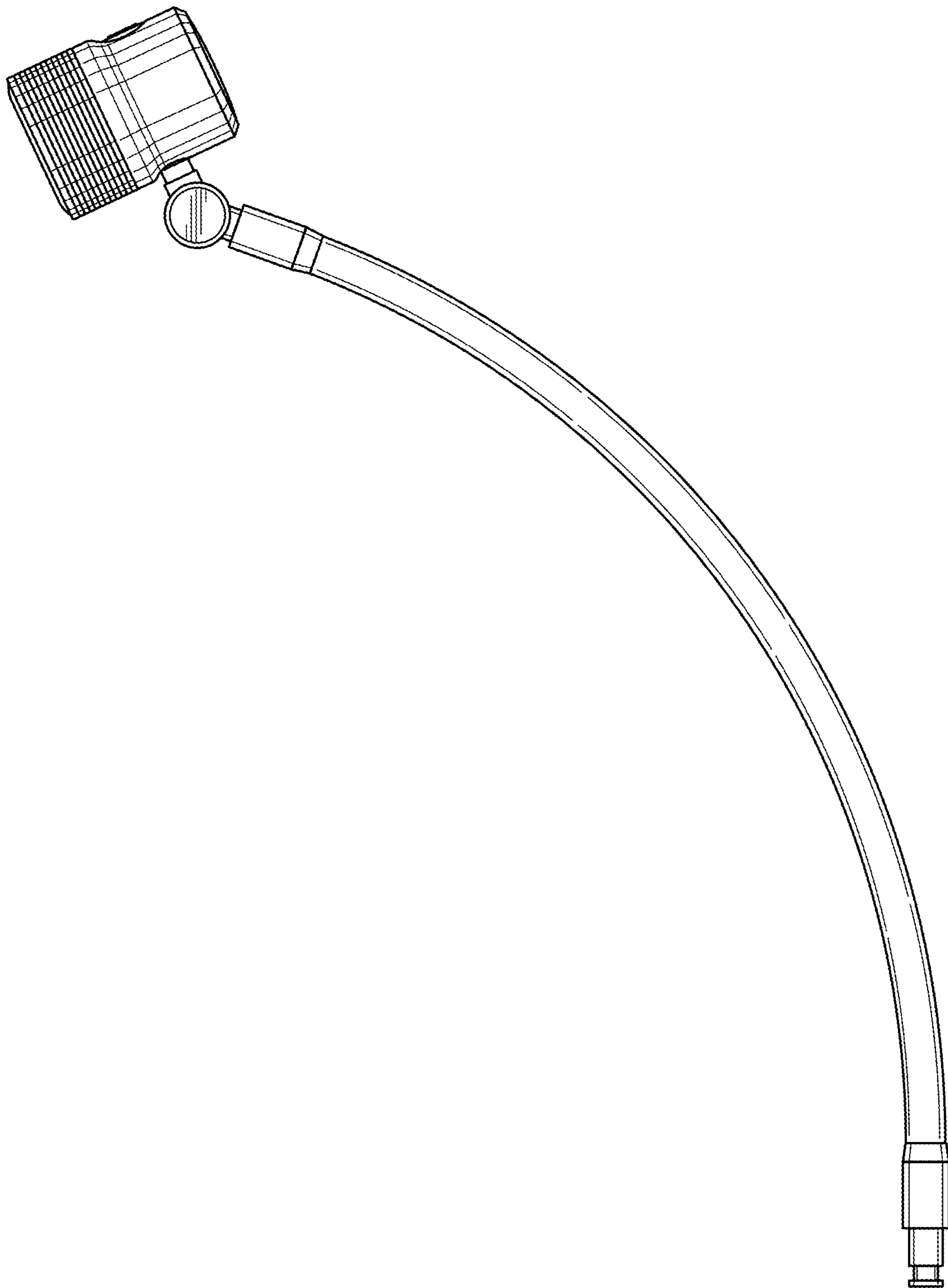


FIG. 6

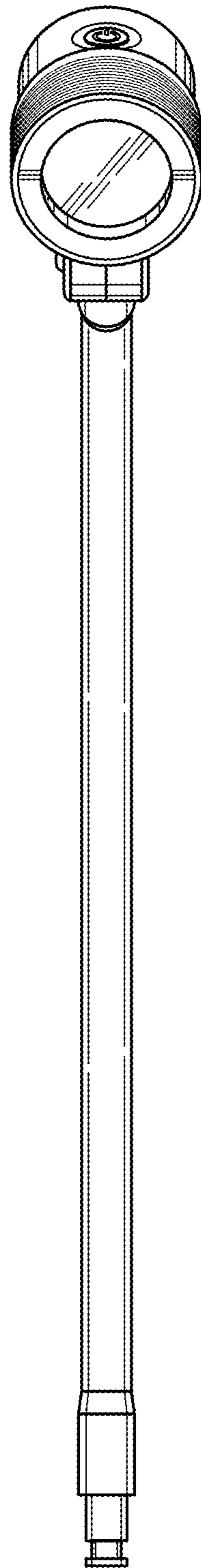


FIG. 7