



US00D806278S

(12) **United States Design Patent**
Bordin

(10) **Patent No.:** **US D806,278 S**

(45) **Date of Patent:** **** Dec. 26, 2017**

(54) **THERMAL INSULATING PANEL FOR UNDERFLOOR HEATING**

(71) Applicant: **PROGRESS PROFILES SPA**, Asolo (IT)

(72) Inventor: **Dennis Bordin**, Asolo (IT)

(73) Assignee: **PROGRESS PROFILES SPA**, Asolo (IT)

(**) Term: **15 Years**

(21) Appl. No.: **29/553,673**

(22) Filed: **Feb. 3, 2016**

(30) **Foreign Application Priority Data**

Aug. 4, 2015 (EM) 002748822

(51) **LOC (10) Cl.** **25-01**

(52) **U.S. Cl.**
USPC **D25/158; D25/138**

(58) **Field of Classification Search**

USPC D25/138-163, 199, 106, 107, 109, 120
CPC ... H05B 3/00; H05B 3/06; H05B 3/34; H05B 3/146; H05B 2203/013; H05B 2203/026; H05B 2203/032; F24D 3/12; F24D 3/14; F24D 3/142; F24D 3/146; F24D 13/02; E04F 15/02; E04F 15/024; E04F 15/18; H02G 9/00

See application file for complete search history.

(56) **References Cited**

U.S. PATENT DOCUMENTS

3,340,781 A * 9/1967 See E01C 5/20
404/41
D258,718 S * 3/1981 Collin D8/354

4,279,966 A * 7/1981 Wakana B65D 90/023
428/595
5,082,712 A * 1/1992 Starp E04F 15/02411
428/174
5,707,582 A * 1/1998 Wischemann B29C 51/225
264/554

(Continued)

OTHER PUBLICATIONS

Polypipe Solid Underfloor Heating Panel (on-line), dated Aug. 24, 2014. Retrieved from Internet Mar. 24, 2017, URL: https://web.archive.org/web/20140824234734/https://www.colglo.co.uk/productlist.php?category=Polypipe_UFCH_Screed_Floor_Panel (1 page).*

(Continued)

Primary Examiner — Vy Koenig
Assistant Examiner — Kimberly Barnes
(74) *Attorney, Agent, or Firm* — Cantor Colburn LLP

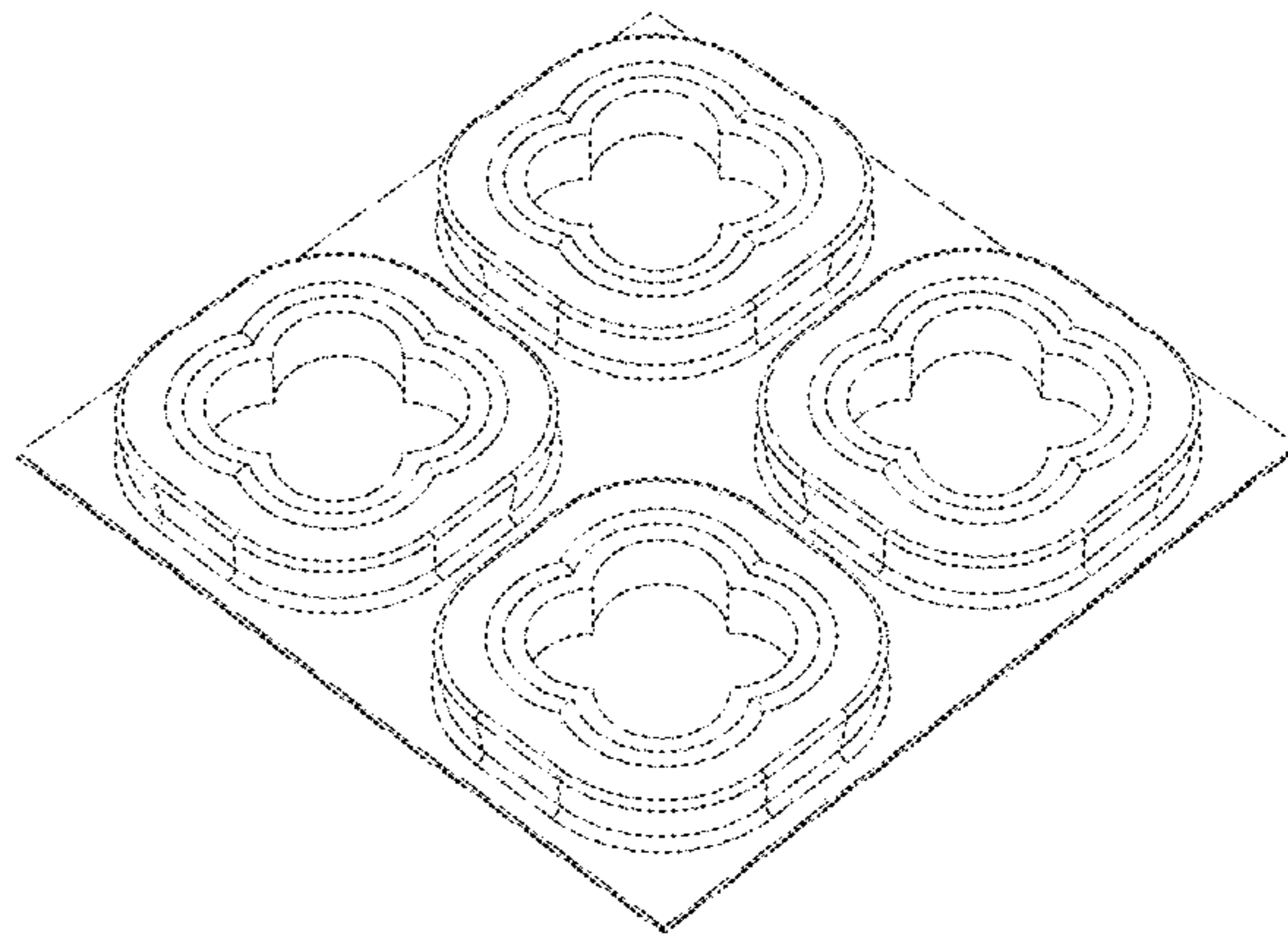
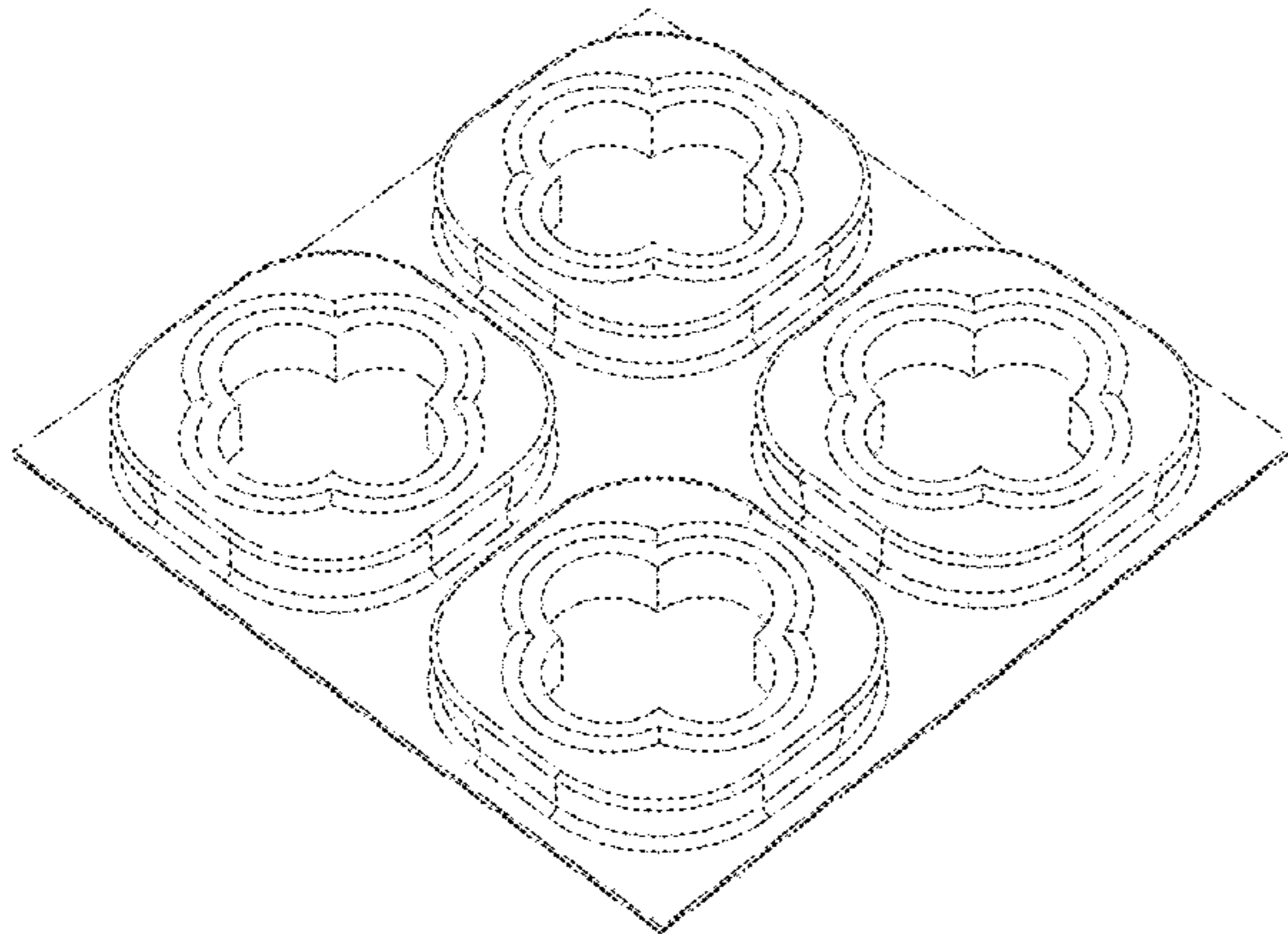
(57) **CLAIM**

I claim, the ornamental design for a thermal insulating panel for underfloor heating, as shown and described.

DESCRIPTION

FIG. 1 is a top, perspective view of a thermal insulating panel for underfloor heating, showing my new design;
FIG. 2 is a front elevation view thereof;
FIG. 3 is a rear elevation view thereof;
FIG. 4 is a left side elevation view thereof;
FIG. 5 is a right side elevation view thereof;
FIG. 6 is a top plan view thereof;
FIG. 7 is a bottom plan view thereof;
FIG. 8 is a perspective view of another embodiment thereof;
FIG. 9 is a front elevation view thereof;
FIG. 10 is a rear elevation view thereof;
FIG. 11 is a left side elevation view thereof;
FIG. 12 is a right side elevation view thereof;
FIG. 13 is a top plan view thereof; and,
FIG. 14 is a bottom plan view thereof.

1 Claim, 8 Drawing Sheets



(56)

References Cited

U.S. PATENT DOCUMENTS

6,539,681 B1 * 4/2003 Siegmund E04F 15/02429
404/36
7,250,570 B1 * 7/2007 Morand F24D 3/141
174/135
D628,047 S * 11/2010 Craig D8/354
7,834,447 B2 * 11/2010 Karavakis H01L 23/3737
257/713
D702,370 S * 4/2014 Kim D25/152
D706,459 S * 6/2014 Schluter D25/138
8,950,141 B2 * 2/2015 Schluter E04F 15/182
52/385
9,188,348 B2 * 11/2015 Larson F24D 13/024
9,194,119 B2 * 11/2015 Archbold E04F 15/182
9,328,520 B1 * 5/2016 Kriser E04F 15/182
9,428,920 B2 * 8/2016 Schluter E04F 15/182
2009/0026192 A1 * 1/2009 Fuhrman H05B 3/06
219/523

2011/0284647 A1 * 11/2011 Montanari E01C 11/265
237/69
2013/0095295 A1 * 4/2013 Masanek, Jr. E01C 5/226
428/161
2016/0047131 A1 * 2/2016 Larson E04F 15/182
52/173.1
2016/0061355 A1 * 3/2016 Sherman F24D 13/02
29/428
2016/0273232 A1 * 9/2016 Bordin E04F 15/185
2017/0073980 A1 * 3/2017 Szonok E04F 21/00

OTHER PUBLICATIONS

Vario PRO Installation: Underfloor Heating and Uncoupling (on-line), posted Mar. 9, 2015. Retrieved from Internet Mar. 24, 2017, URL: <https://www.youtube.com/watch?v=5p1OVsNKj38> (1 page).*

* cited by examiner

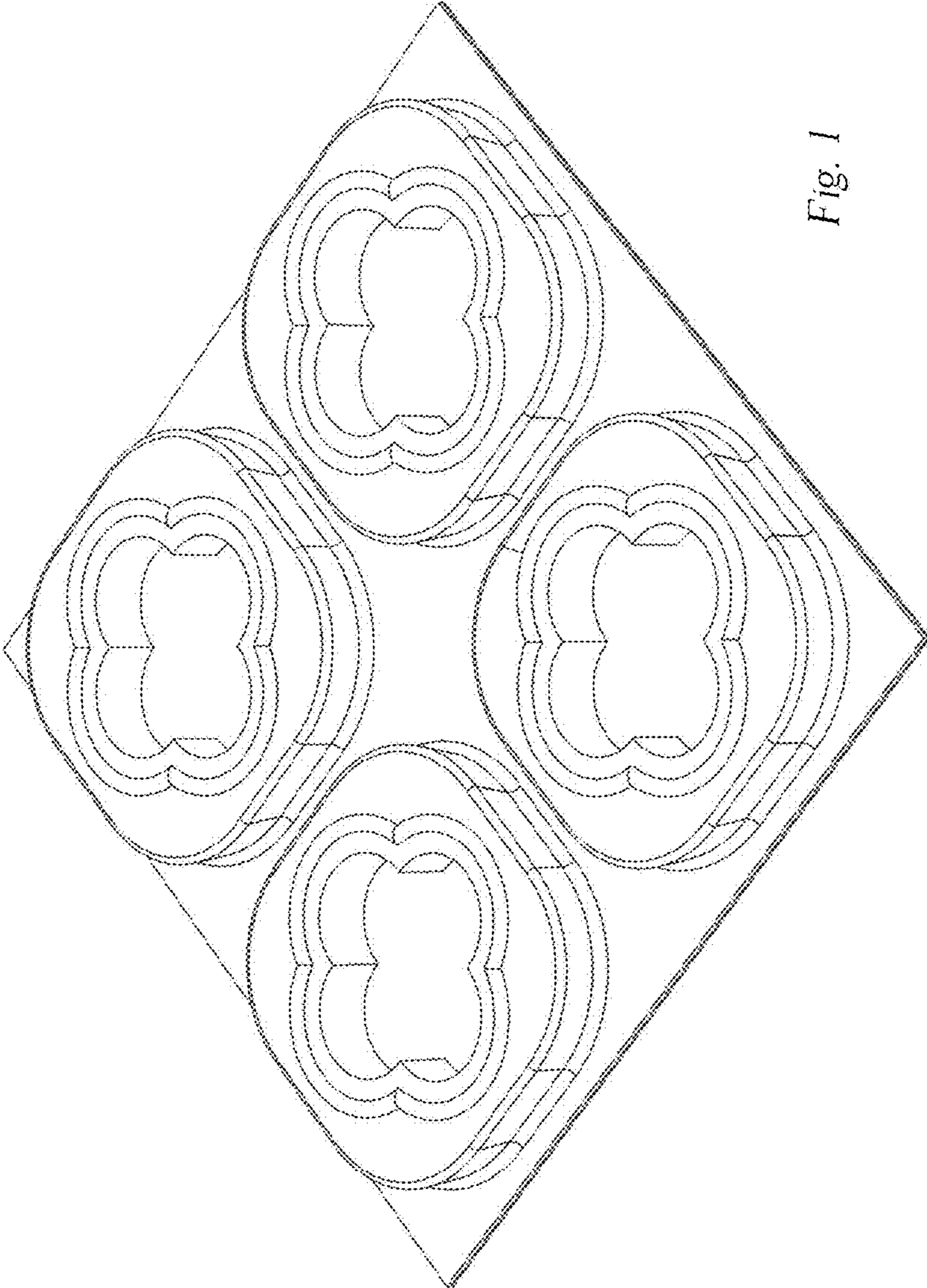


Fig. 1




Fig. 2

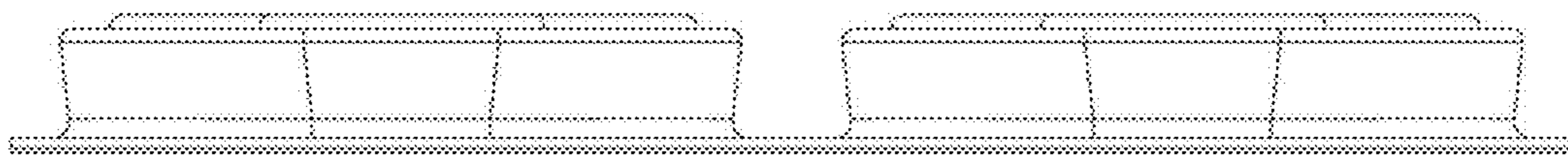


Fig. 3




Fig. 4




Fig. 5

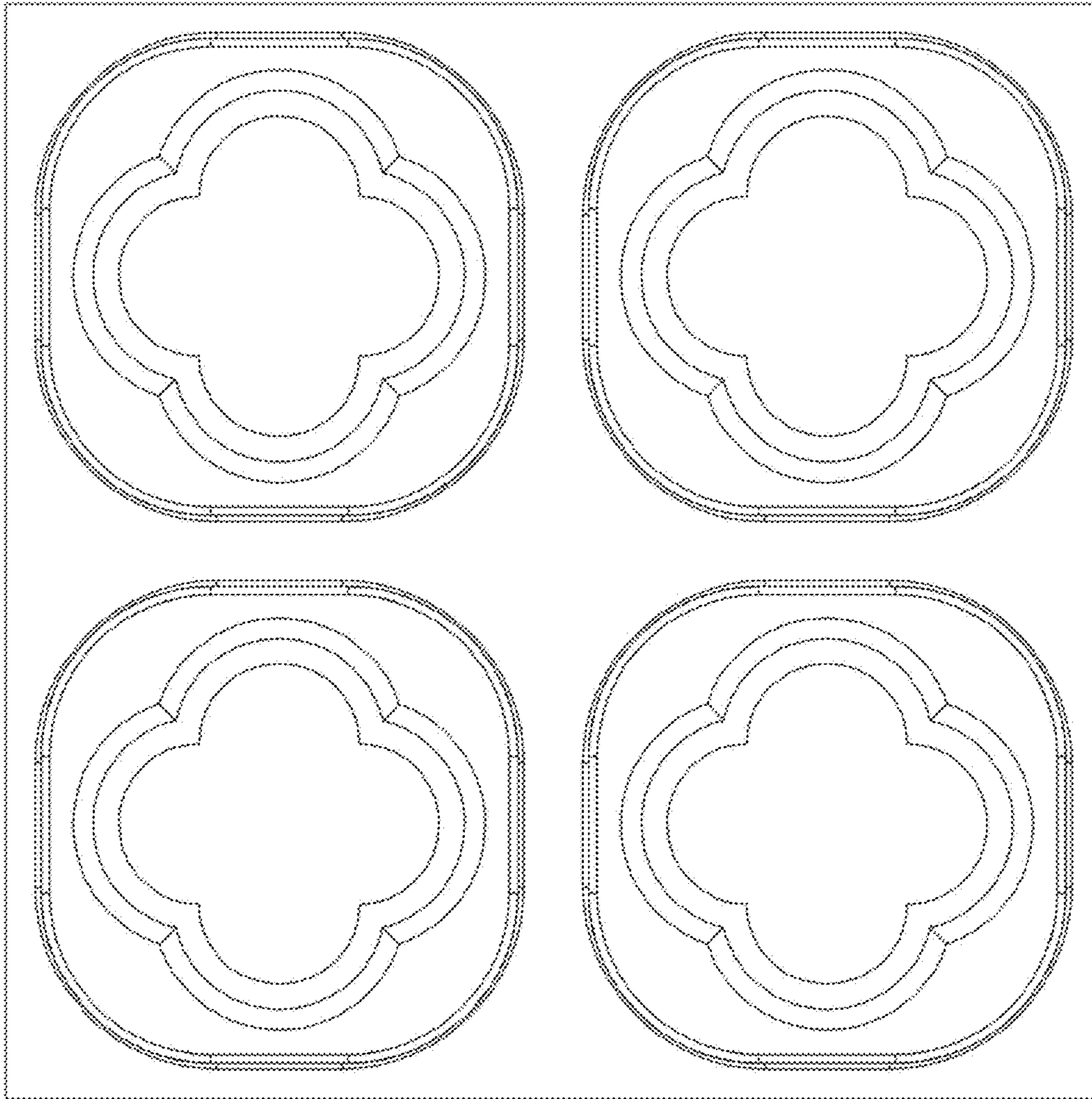


Fig. 6




Fig. 7

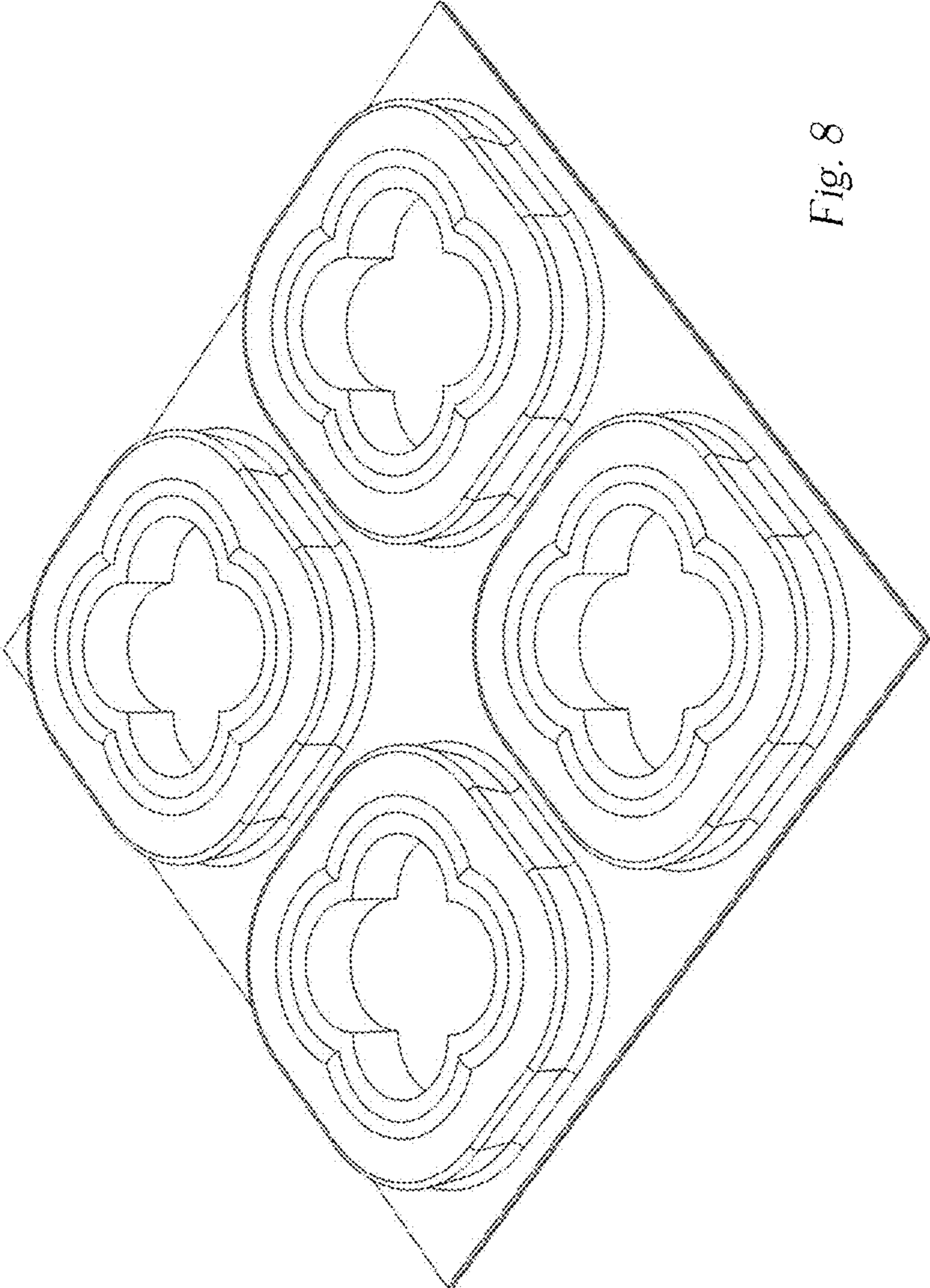


Fig. 8

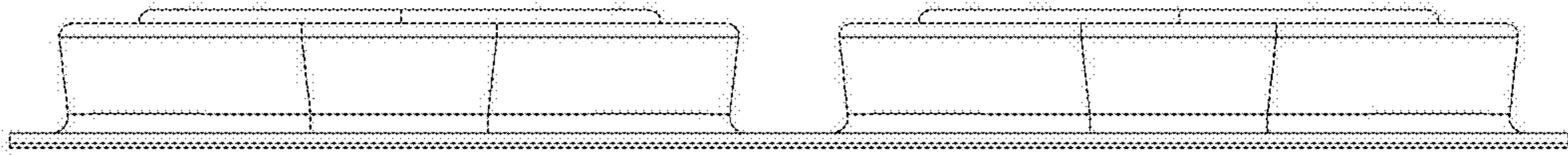


Fig. 9

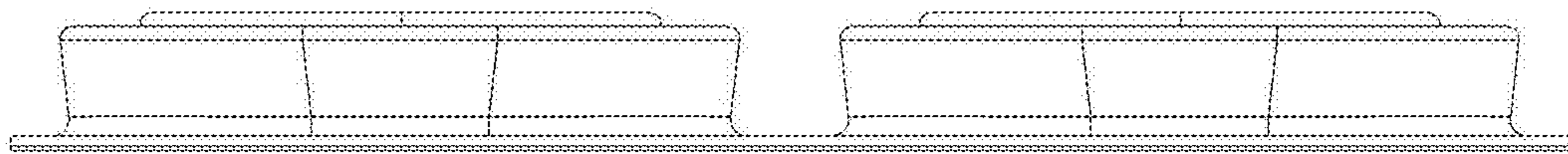


Fig. 10

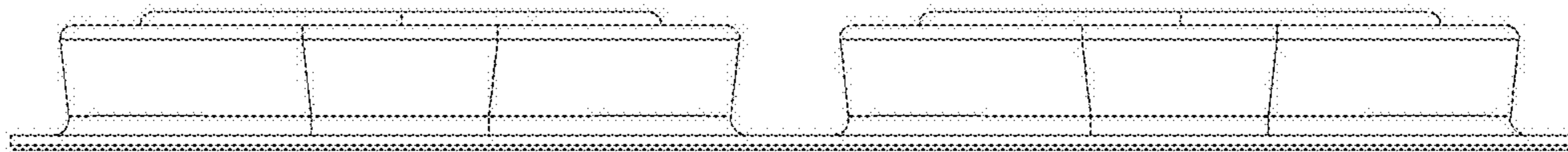


Fig. 11

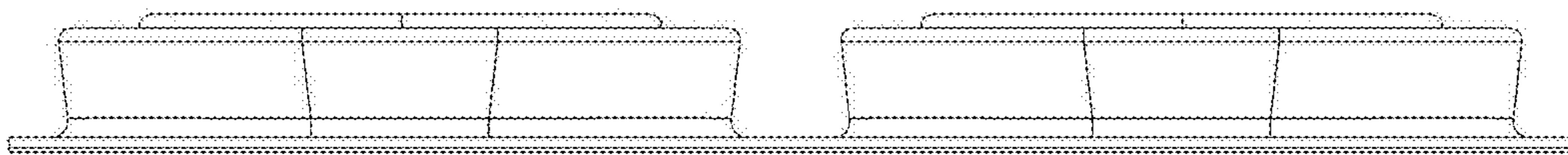


Fig. 12

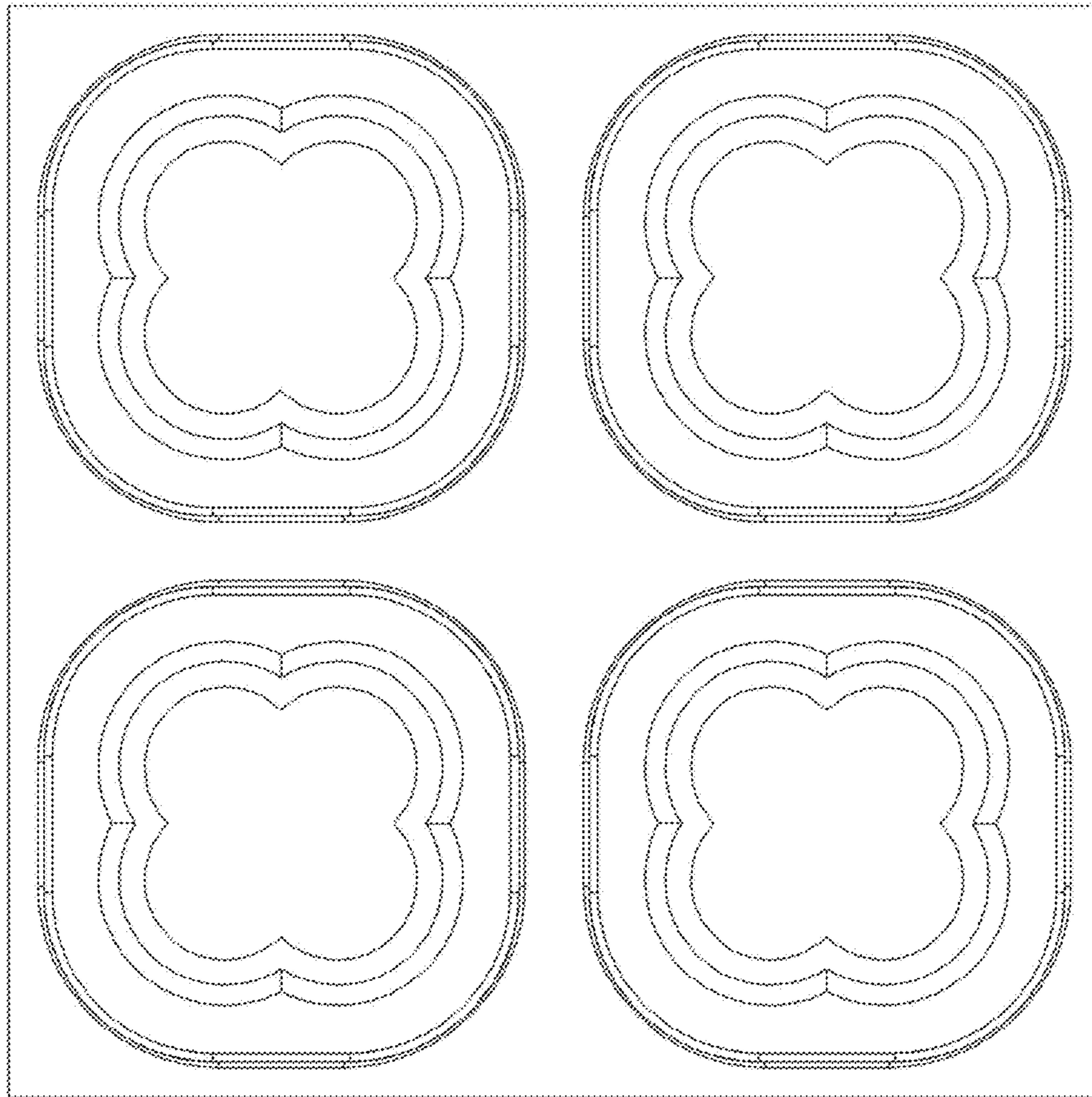


Fig. 13




Fig. 14