



US00D806276S

(12) **United States Design Patent**
Bordin

(10) **Patent No.:** **US D806,276 S**

(45) **Date of Patent:** **** Dec. 26, 2017**

(54) **THERMAL INSULATING PANEL FOR UNDERFLOOR HEATING**

(71) Applicant: **PROGRESS PROFILES SPA**, Asolo (IT)

(72) Inventor: **Dennis Bordin**, Asolo (IT)

(73) Assignee: **PROGRESS PROFILES SPA**, Asolo (IT)

(**) Term: **15 Years**

(21) Appl. No.: **29/553,668**

(22) Filed: **Feb. 3, 2016**

(30) **Foreign Application Priority Data**

Aug. 4, 2015 (EM) 002748822

(51) **LOC (10) Cl.** **25-01**

(52) **U.S. Cl.**
USPC **D25/158**; D25/138

(58) **Field of Classification Search**
USPC D25/138-163, 199, 106, 107, 109, 120
CPC ... H05B 3/00; H05B 3/06; H05B 3/34; H05B 3/146; H05B 2203/013; H05B 2203/026; H05B 2203/032; F24D 3/12; F24D 3/14; F24D 3/142; F24D 3/146; F24D 13/02; E04F 15/02; E04F 15/024; E04F 15/18; H02G 9/00

See application file for complete search history.

(56) **References Cited**

U.S. PATENT DOCUMENTS

- 3,340,781 A * 9/1967 See E01C 5/20 404/41
- 3,420,012 A * 1/1969 Custer E04F 15/02405 52/126.6
- 3,696,578 A * 10/1972 Swensen E04F 15/02417 52/126.6

- 4,279,966 A * 7/1981 Wakana B65D 90/023 428/595
- 5,082,712 A * 1/1992 Starp E04F 15/02411 428/174
- 5,707,582 A * 1/1998 Wischemann B29C 51/225 264/554
- 6,539,681 B1 * 4/2003 Siegmund E04F 15/02429 404/36
- 7,250,570 B1 * 7/2007 Morand F24D 3/141 174/135
- 7,834,447 B2 * 11/2010 Karavakis H01L 23/3737 257/713

(Continued)

OTHER PUBLICATIONS

Polypipe Solid Underfloor Heating Panel (on-line), dated Aug. 24, 2014. Retrieved from Internet Mar. 24, 2017, URL: https://web.archive.org/web/20140824234734/https://www.colglo.co.uk/productlist.php?category=Polypipe_UFCH_Screed_Floor_Panel (1 page).*

(Continued)

Primary Examiner — Vy Koenig
Assistant Examiner — Kimberly Barnes
(74) *Attorney, Agent, or Firm* — Cantor Colburn LLP

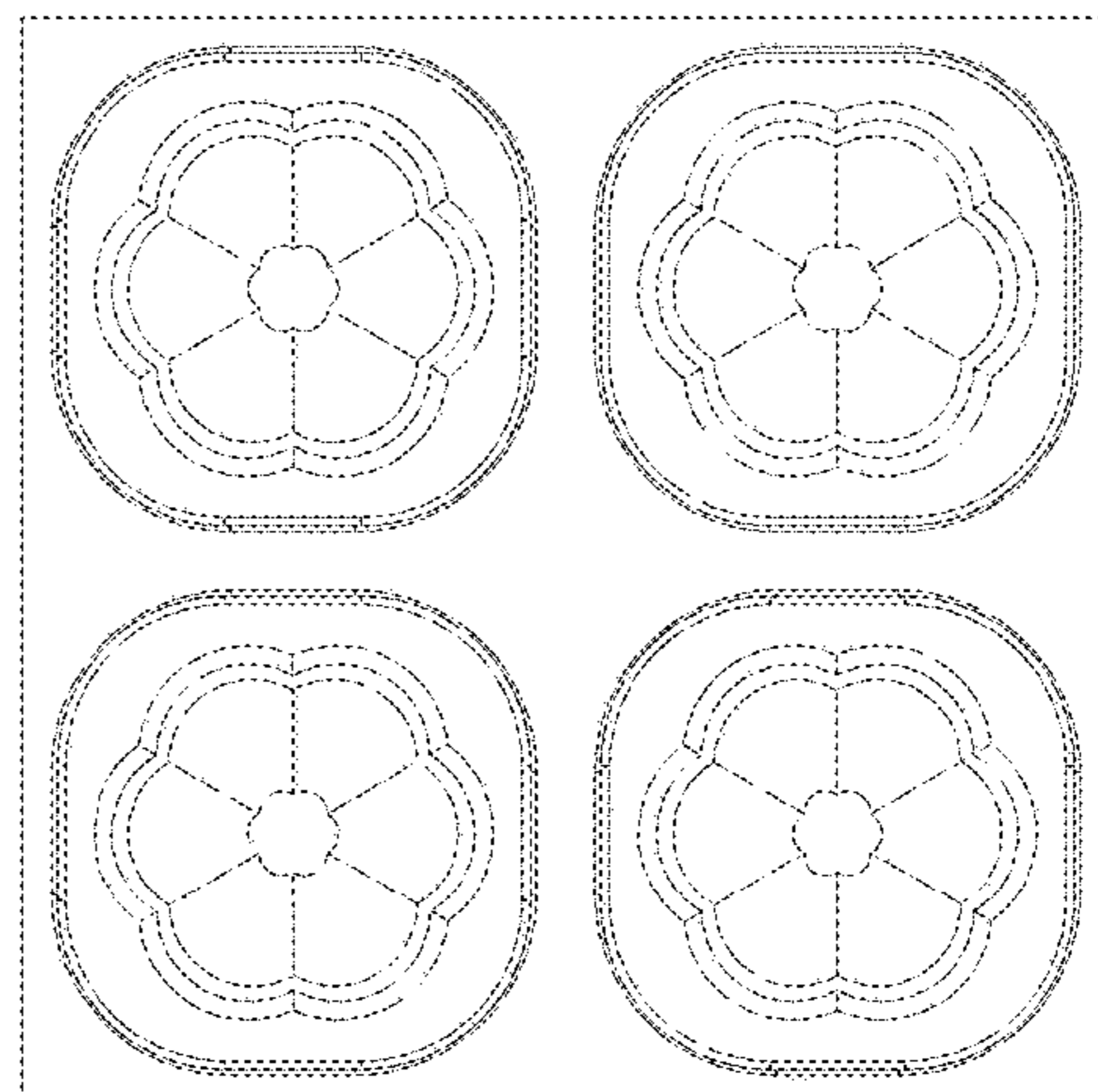
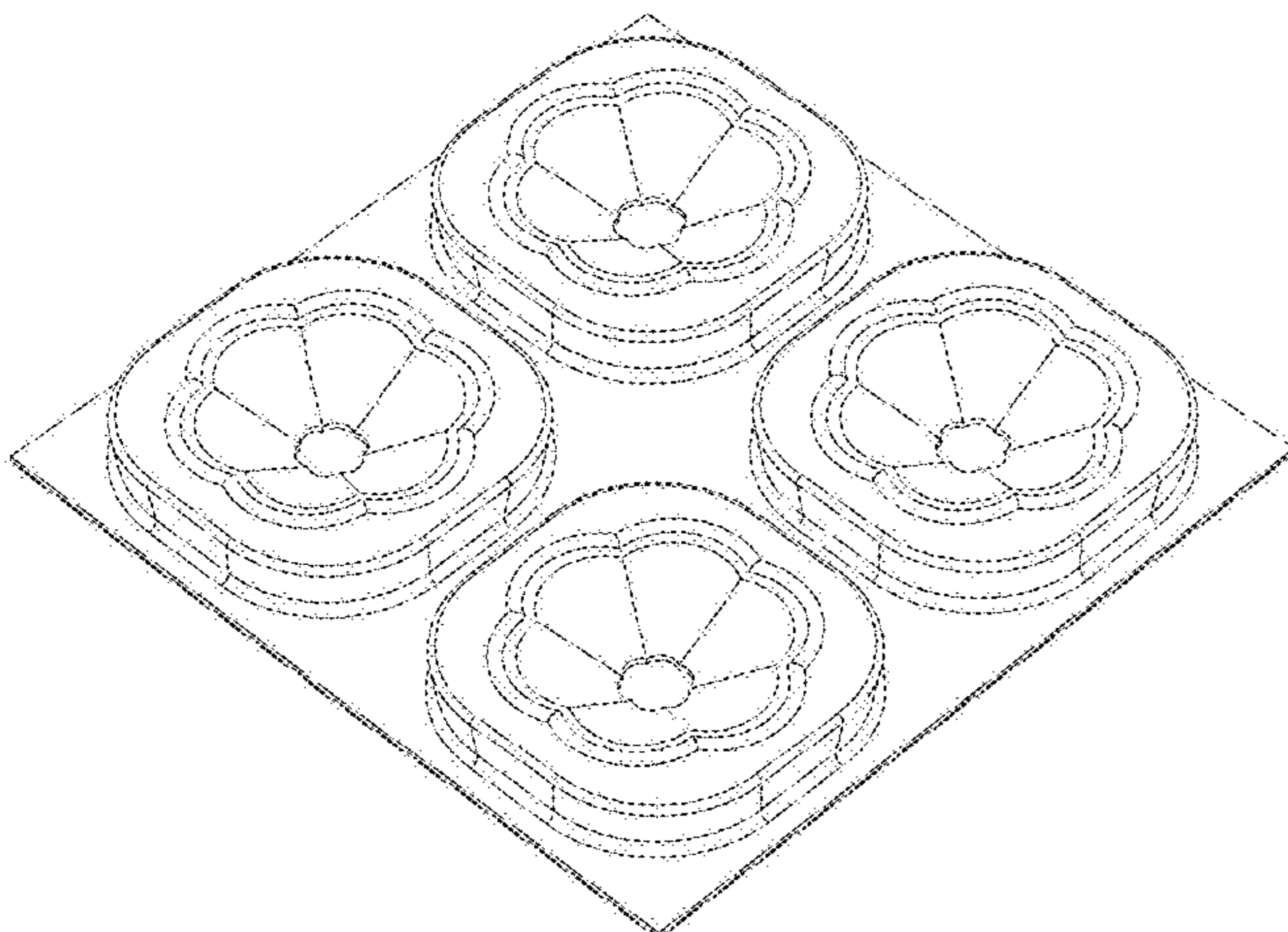
(57) **CLAIM**

I claim, the ornamental design for a thermal insulating panel for underfloor heating, as shown and described.

DESCRIPTION

FIG. 1 is a top, right perspective view of a thermal insulating panel for underfloor heating, showing my new design; FIG. 2 is a front elevation view thereof; FIG. 3 is a rear elevation view thereof; FIG. 4 is a left side elevation view thereof; FIG. 5 is a right side elevation view thereof; FIG. 6 is a top plan view thereof; and, FIG. 7 is a bottom plan view thereof.

1 Claim, 4 Drawing Sheets



(56)

References Cited

U.S. PATENT DOCUMENTS

D702,370 S * 4/2014 Kim D25/152
D706,459 S * 6/2014 Schluter D25/138
8,950,141 B2 * 2/2015 Schluter E04F 15/182
52/385
9,194,119 B2 * 11/2015 Archbold E04F 15/182
9,328,520 B1 * 5/2016 Kriser E04F 15/182
2009/0026192 A1 * 1/2009 Fuhrman H05B 3/06
219/523
2011/0284647 A1 * 11/2011 Montanari E01C 11/265
237/69
2013/0095295 A1 * 4/2013 Masanek, Jr. E01C 5/226
428/161
2016/0047131 A1 * 2/2016 Larson E04F 15/182
52/173.1
2016/0061355 A1 * 3/2016 Sherman F24D 13/02
29/428
2016/0273232 A1 * 9/2016 Bordin E04F 15/185
2017/0073980 A1 * 3/2017 Szonok E04F 21/00

OTHER PUBLICATIONS

Vario PRO Installation: Underfloor Heating and Uncoupling (on-line), posted Mar. 9, 2015. Retrieved from Internet Mar. 24, 2017, URL: <https://www.youtube.com/watch?v=5p1OVsNKj38> (1 page).*

* cited by examiner

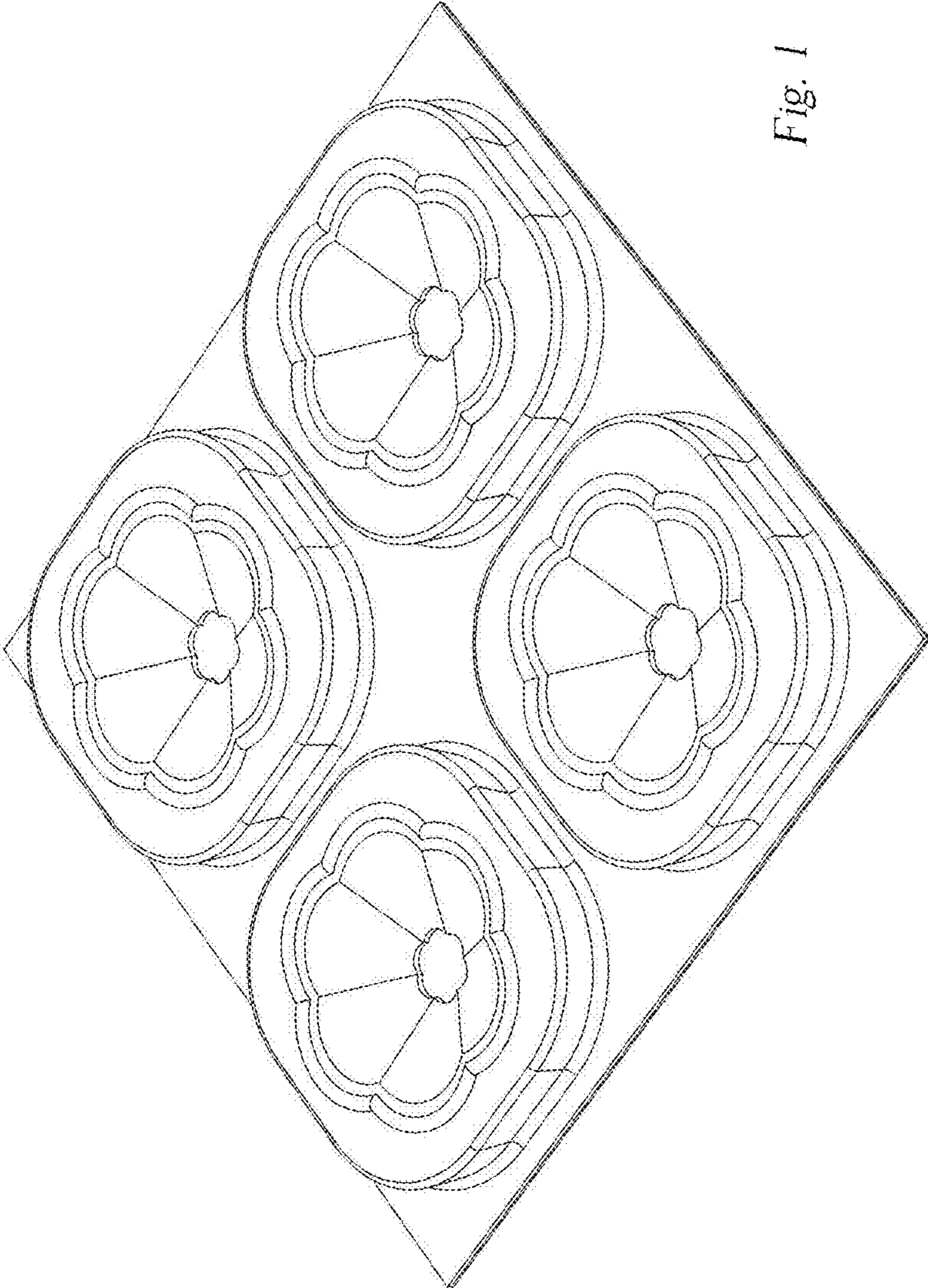


Fig. 1

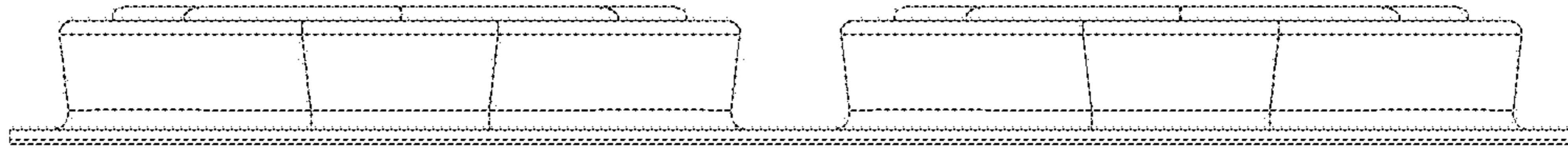


Fig. 2

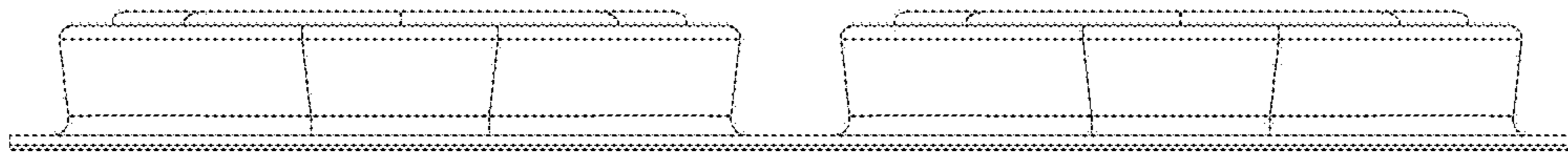


Fig. 3

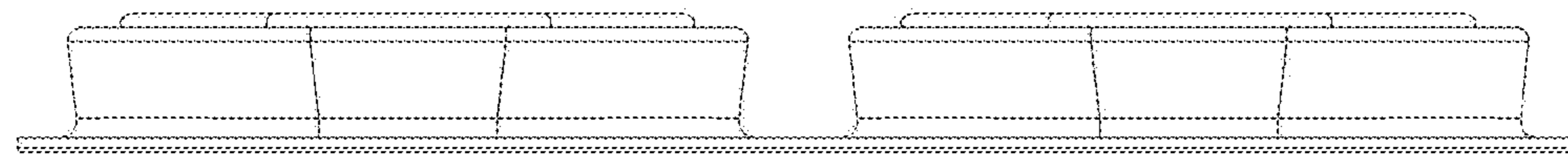


Fig. 4

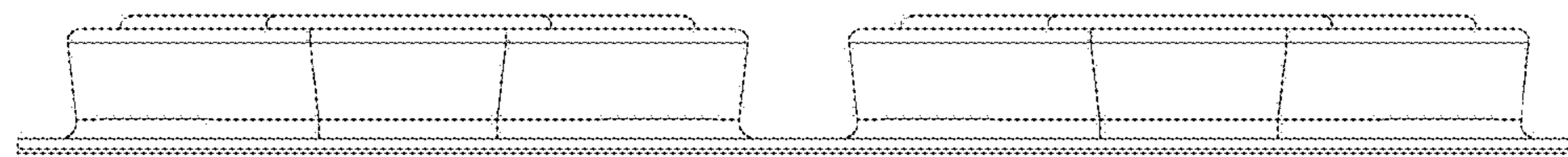


Fig. 5

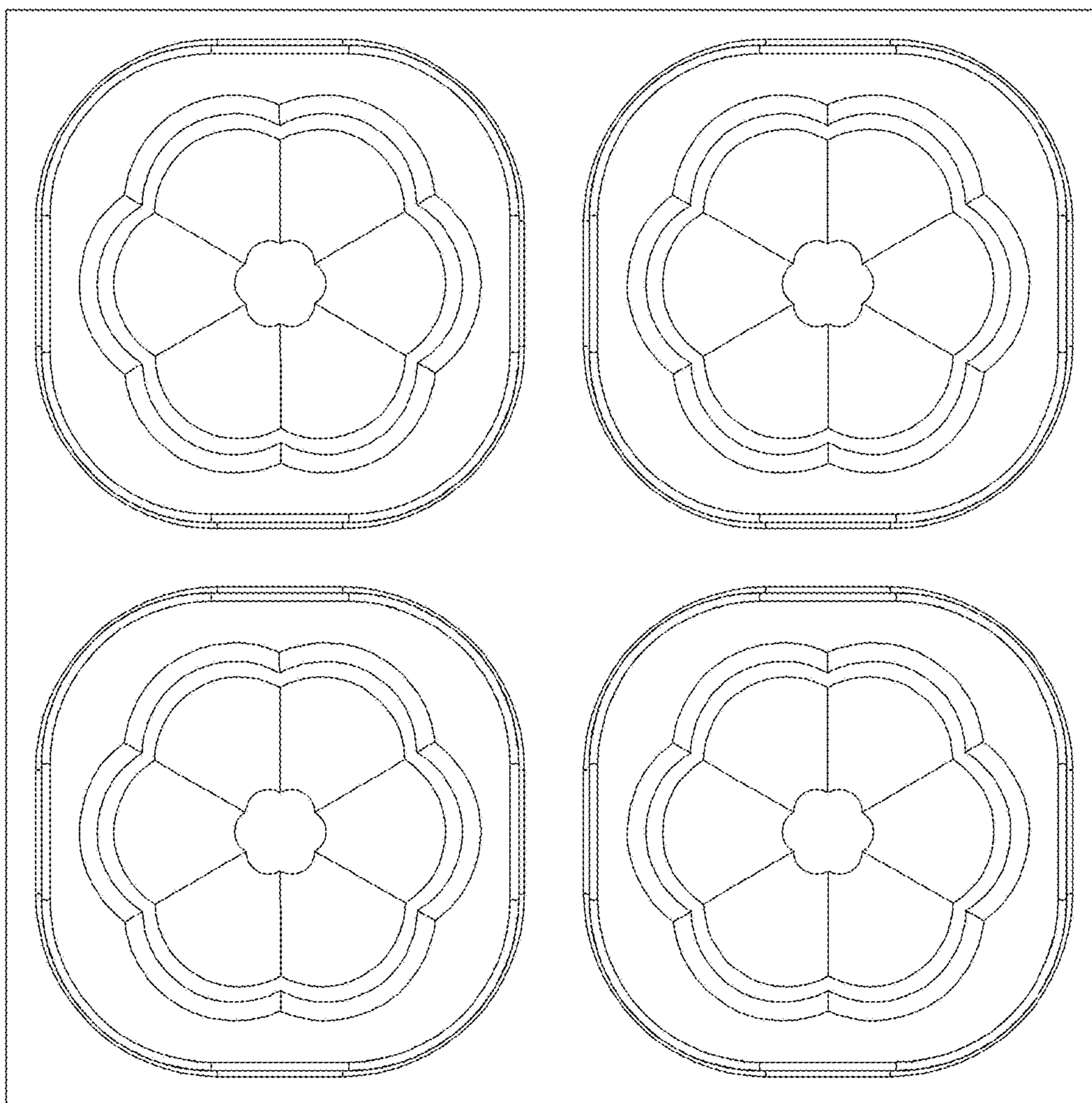


Fig. 6




Fig. 7