



US00D806255S

(12) **United States Design Patent** (10) **Patent No.:** **US D806,255 S**
Holm et al. (45) **Date of Patent:** **** Dec. 26, 2017**

(54) **MEDICAL DRESSING** 6,264,976 B1 * 7/2001 Heinecke A61F 13/0203
424/443
(71) Applicant: **3M INNOVATIVE PROPERTIES** 6,436,432 B2 8/2002 Heinecke
COMPANY, St. Paul, MN (US) D484,601 S * 12/2003 Griffiths D24/189
6,838,589 B2 1/2005 Liedtke
D503,982 S * 4/2005 Liedtke D24/189
(72) Inventors: **David R. Holm, Hudson, WI (US);** D516,729 S * 3/2006 Liedtke D24/189
Richard L. Jacobson, Stillwater, MN
(US); James M. Sieracki, Plymouth, 7,030,288 B2 4/2006 Liedtke
MN (US) D524,946 S * 7/2006 Shaw D24/189
7,518,031 B2 4/2009 Liedtke
7,812,212 B2 * 10/2010 Propp A61M 25/02
602/41
(73) Assignee: **3M INNOVATIVE PROPERTIES** 7,858,838 B2 * 12/2010 Holm A61F 13/0203
COMPANY, Saint Paul, MN (US) 602/42

(Continued)

(**) Term: **15 Years**

(21) Appl. No.: **29/580,372**

(22) Filed: **Oct. 7, 2016**

(51) **LOC (10) Cl.** **24-02**

(52) **U.S. Cl.**
USPC **D24/189**

(58) **Field of Classification Search**
USPC D24/118, 124, 127, 145, 185-192, 200,
D24/206, 231; 206/390, 5.1; 602/2, 26,
602/42, 43, 45, 48, 54, 57, 58, 62, 75;
D2/503, 508, 631, 639, 640, 705, 853,
D2/999; D11/130, 181, 204, 206, 208,
D11/211, 222, 223, 228, 230, 238; 63/20
CPC .. A61F 13/0226; A61F 13/025; A61F 13/023;
A61F 13/0253; A61F 2013/00846; A61F
13/0266; A61F 13/0269; A61F 13/45;
A61F 13/4704; A61F 2013/00748; A61L
15/58; B32B 7/12; C09J 7/0207; Y10T
428/2852

See application file for complete search history.

(56) **References Cited**

U.S. PATENT DOCUMENTS

D365,399 S * 12/1995 Silver D24/206
6,169,224 B1 1/2001 Heinecke

Primary Examiner — Thomas Johannes
Assistant Examiner — Samantha Q Lawrence
(74) *Attorney, Agent, or Firm* — 3M Innovative
Properties Company; Lynn R. Hunsberger

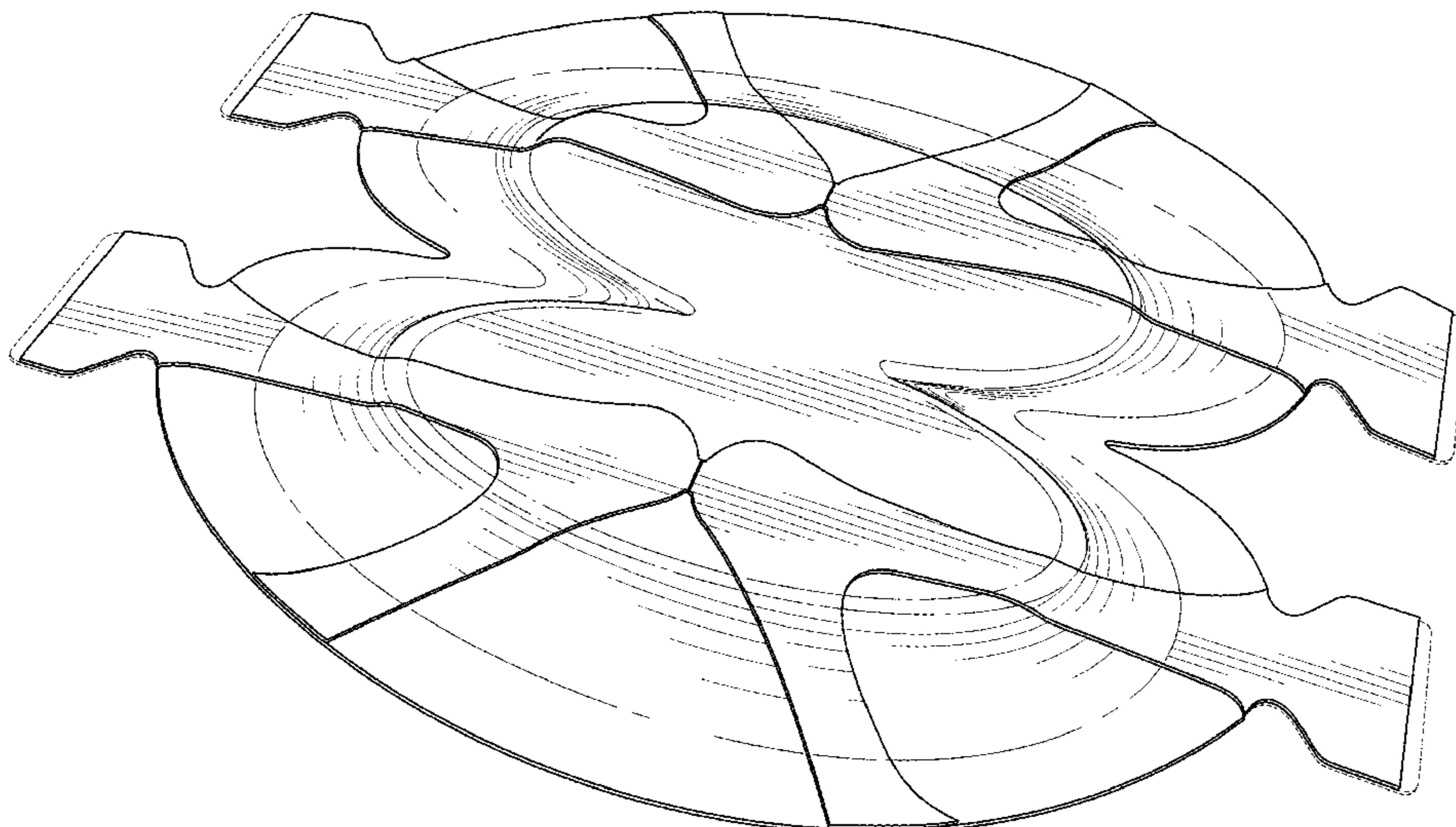
(57) **CLAIM**

The ornamental design for a medical dressing, as shown and described.

DESCRIPTION

FIG. 1 is a perspective view of the new design for a medical dressing;
FIG. 2 is a front elevational view thereof, the back elevational view being a mirror image of the front elevational view;
FIG. 3 is a right side elevational view thereof, the left side elevational view being a mirror image of the right side elevational view;
FIG. 4 is a top plan view thereof; and,
FIG. 5 is a bottom plan view thereof.
The broken lines shown in FIGS. 1-5 illustrate portions of the medical dressing that form no part of the claimed design. In addition, the surface shading illustrated in the drawings is provided merely to highlight the contour of design; it is not intended to be illustrative of texture or gloss.

1 Claim, 3 Drawing Sheets



(56)

References Cited

U.S. PATENT DOCUMENTS

D672,464 S * 12/2012 Holm D24/189
8,546,637 B2 10/2013 Holm
8,742,196 B2 * 6/2014 Arbesman A61F 5/0106
602/53
9,273,233 B2 3/2016 Holm
2008/0039759 A1 * 2/2008 Holm A61F 13/0203
602/41
2009/0177135 A1 * 7/2009 Rogers A61F 13/0203
602/54
2010/0106121 A1 * 4/2010 Holm A61F 13/0203
604/368
2014/0249495 A1 * 9/2014 Mumby A61F 13/00059
604/359
2015/0005678 A1 * 1/2015 Wall A61M 1/0084
601/9
2015/0094672 A1 * 4/2015 Blucher A61L 15/325
604/304

* cited by examiner




FIG. 1



FIG. 2




FIG. 3

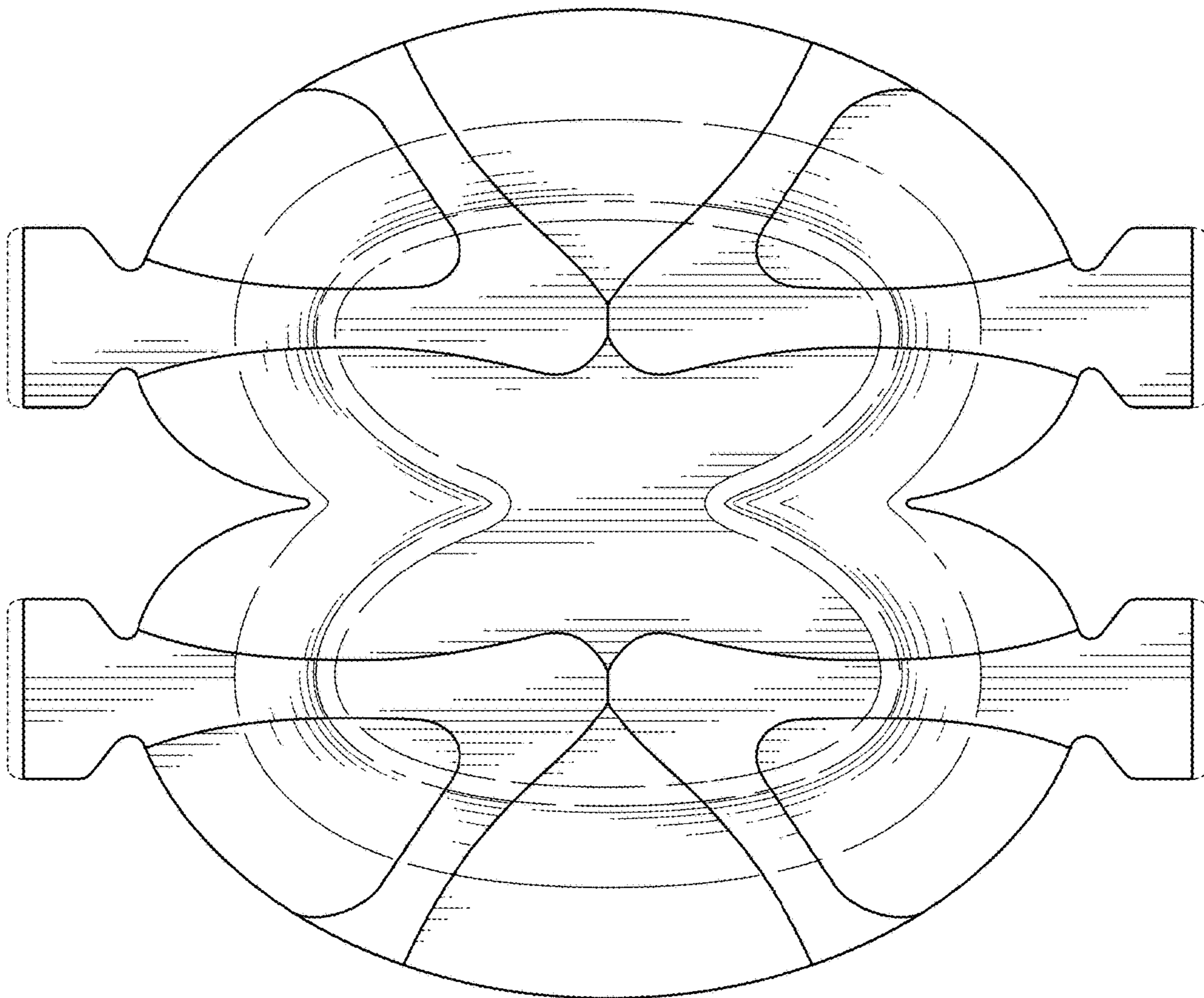


FIG. 4

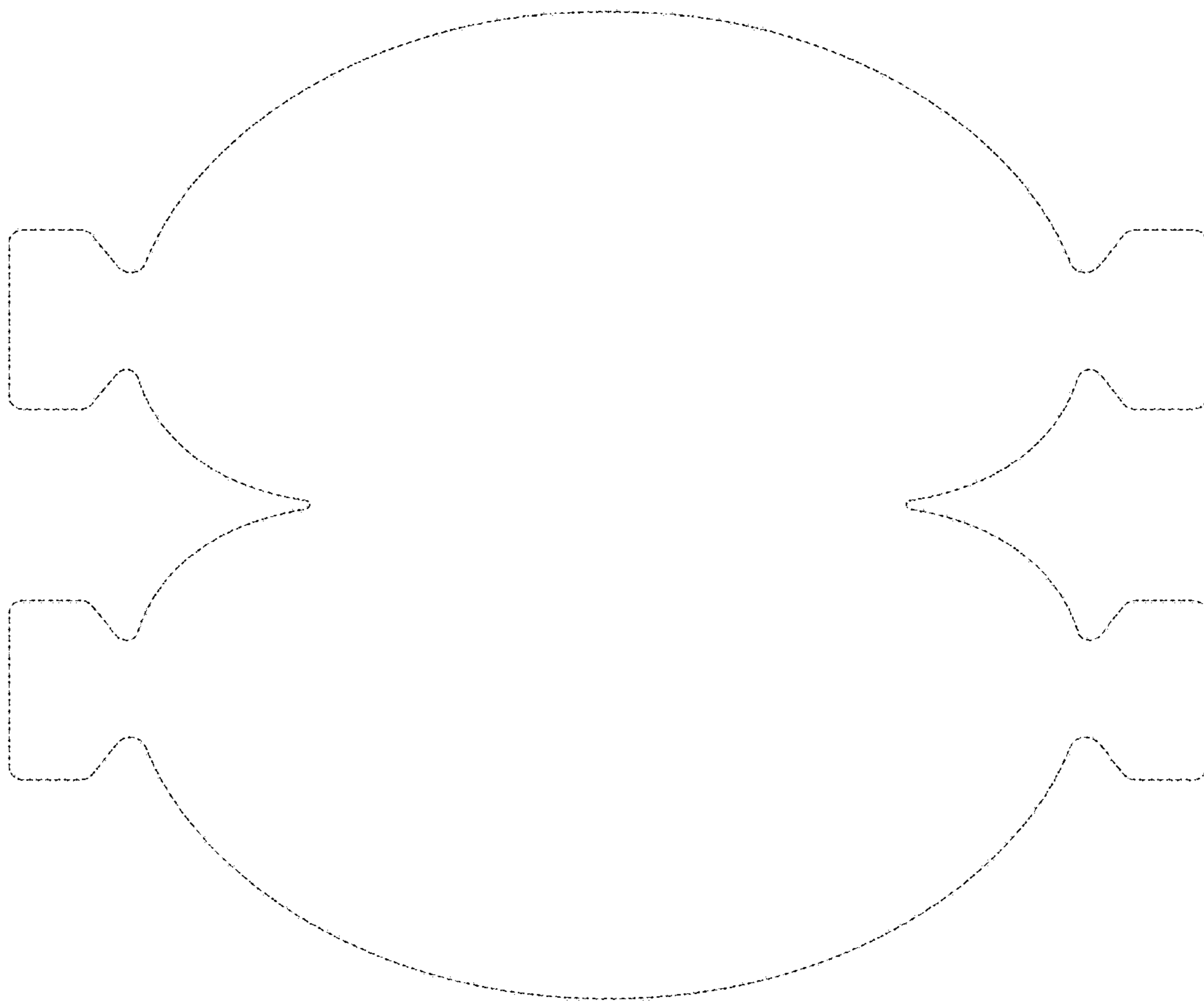


FIG. 5