

US00D806244S

(12) **United States Design Patent** (10) **Patent No.:** **US D806,244 S**
Rezac et al. (45) **Date of Patent:** **** Dec. 26, 2017**

(54) **CATHETER ACTUATION HANDLE**

FOREIGN PATENT DOCUMENTS

(71) Applicant: **Nordson Corporation**, Westlake, OH
(US)

EP 1117341 7/2001
EP 1358903 11/2003
EP 1942975 7/2008

(72) Inventors: **David A. Rezac**, Westborough, MA
(US); **Keith D. Boudreau**, Beverly, MA
(US); **Alan Fortunate**, Boston, MA
(US); **Glenn Horner**, Boulder, CO
(US)

OTHER PUBLICATIONS

Bard, "Radia XT" (<http://www.bardep.com/pdf/BAW04Z0650.pdf>).

(Continued)

(73) Assignee: **Nordson Corporation**, Westlake, OH
(US)

Primary Examiner — Robert M. Spear
Assistant Examiner — Eliza Z Bennett-Hattan

(**) Term: **15 Years**

(74) *Attorney, Agent, or Firm* — Baker & Hostetler LLP

(21) Appl. No.: **29/541,804**

(57) **CLAIM**

An ornamental design for a catheter actuation handle, as shown and described.

(22) Filed: **Oct. 8, 2015**

DESCRIPTION

Related U.S. Application Data

(63) Continuation-in-part of application No. 14/169,420,
filed on Jan. 31, 2014, now Pat. No. 9,308,349.

(51) **LOC (10) Cl.** **24-02**

(52) **U.S. Cl.**
USPC **D24/133**

(58) **Field of Classification Search**
USPC D24/108, 112, 117, 118, 130, 133, 135,
D24/137, 138, 222, 141, 111, 113, 127,
(Continued)

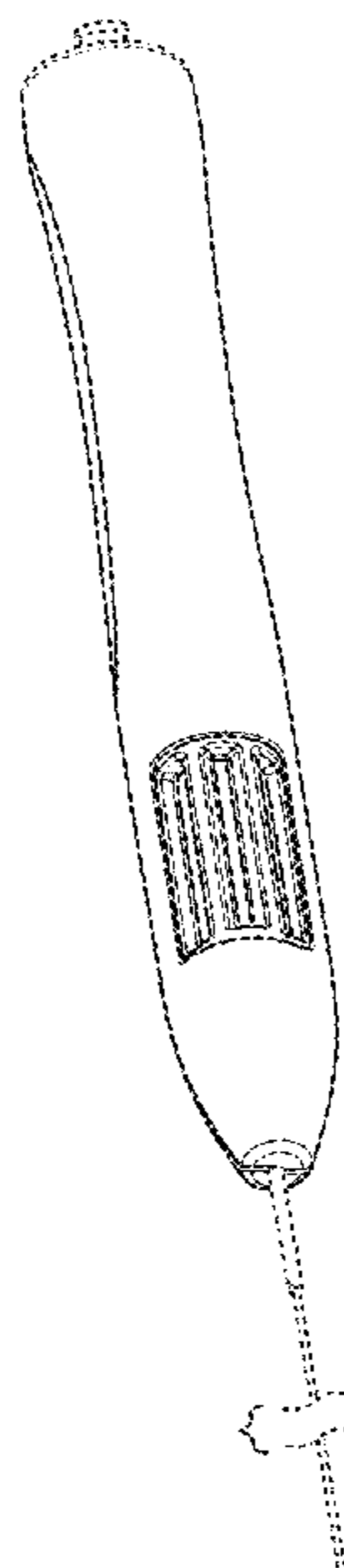
FIG. 1 is a side view of the left-side of a catheter actuation handle in combination with an unclaimed articulable distally-extending member, in accordance with the present invention; a right-side view of the catheter actuation handle is the same in appearance as the left-side view of FIG. 1. FIG. 2 is a top view of the catheter actuation handle of FIG. 1; a bottom-side view of the catheter actuation handle is the same in appearance as the top-side view of FIG. 2. FIG. 3 is a proximal-end view of the unclaimed proximal end features of the catheter actuation handle of FIG. 1. FIG. 4 is a distal-end view of the catheter actuation handle of FIG. 1; and, FIG. 5 is a perspective view of the catheter actuation handle of FIG. 1 shown with an unclaimed Y-connector structure extending from the proximal end shown in FIG. 3. The broken lines in the drawing depict environmental subject matter only and form no part of the claimed design.

(56) **References Cited**

U.S. PATENT DOCUMENTS

5,114,403 A 5/1992 Clarke et al.
5,254,088 A 10/1993 Lundquist et al.
(Continued)

1 Claim, 3 Drawing Sheets



(58) **Field of Classification Search**

USPC D24/143, 144, 148, 179, 216, 152, 153,
D24/154, 176, 170
CPC A61F 2/966; A61F 2002/011; A61F 2/958;
A61F 2002/9522; A61F 2002/9517; A61F
2002/9583; A61F 2/95; A61F 2250/0019;
A61F 2250/0021; A61F 2/962; A61B
18/1492; A61M 25/0136; A61M 25/00
See application file for complete search history.

(56) **References Cited**

U.S. PATENT DOCUMENTS

D347,473	S	5/1994	Nitzsche	
5,391,172	A	2/1995	Williams et al.	
5,433,723	A	7/1995	Lindenberg et al.	
5,906,619	A	5/1999	Olson et al.	
6,027,462	A	2/2000	Greene et al.	
6,171,277	B1	1/2001	Ponzi	
6,464,645	B1	10/2002	Park et al.	
6,783,521	B2	8/2004	Ponzi et al.	
6,805,675	B1	10/2004	Gardeski et al.	
6,911,039	B2	6/2005	Shiu et al.	
7,105,016	B2	9/2006	Shiu et al.	
D581,529	S *	11/2008	Moehle	D24/130
7,465,288	B2	12/2008	Dudney et al.	
7,488,337	B2	2/2009	Saab et al.	
7,503,914	B2	3/2009	Coleman et al.	
D598,093	S *	8/2009	Kawamura	D24/130
7,608,056	B2	10/2009	Kennedy, II	
D605,287	S *	12/2009	Crawford	D24/130
D612,044	S *	3/2010	Scheibe	D24/130
7,780,716	B2	8/2010	Pappas et al.	
D626,648	S *	11/2010	Ahlgren	D24/130
D630,733	S *	1/2011	Ahlgren	D24/130
8,062,345	B2	11/2011	Ouellette et al.	

D653,335	S *	1/2012	Kampa	D24/130
D675,318	S *	1/2013	Luk	D24/130
8,523,933	B2	9/2013	Nabulsi et al.	
8,579,963	B2	11/2013	Tabor	
8,585,750	B2	11/2013	Argentine	
D726,907	S *	4/2015	Trump	D24/130
D733,874	S *	7/2015	Yu	D24/130
D736,916	S *	8/2015	Appling	D24/130
D762,851	S *	8/2016	Tegg	D24/130
2003/0236493	A1	12/2003	Mauch	
2004/0127912	A1	7/2004	Rabkin et al.	
2006/0142694	A1	6/2006	Bednarek et al.	
2007/0156224	A1	7/2007	Cioanta et al.	
2010/0298832	A1	11/2010	Lau et al.	
2012/0221091	A1	8/2012	Hartly et al.	
2013/0030520	A1	1/2013	Lee et al.	
2013/0345765	A1	12/2013	Brockman et al.	
2014/0276613	A1	9/2014	Goodman et al.	

OTHER PUBLICATIONS

BSC, "Blazer" (http://www.bostonscientific.com/templatedata/imports/collateral/Eletrophysiology/crr_com/EPT-10874-01-BlazerPrimeBroc_DEC-2010.pdf).

CoreValve, "Delivery System" (<http://www.medtronic.com/corevalve/ous/downloads/CoreValveProductBrochure.pdf>)
Medtronic Inc. 2009.

IDev, "Supera Delivery System" (<http://www.idevmd.com/deliverySystem.html>).

Medtronic Captivia, "Delivery System" (<http://www.medtronic.com/for-healthcare-professionals/products-therapies/cardiovascular/aortic-stent-grafts/talent-thoracic-on-captivia/index.htm>).

St.Jude Agilis, "Steerable Introducer" (<http://www.sjmprofessional.com/Products/US/EP-Access-Tools/Agilis-NxT-Steerable-Introducer.aspx>).

* cited by examiner




FIG. 1

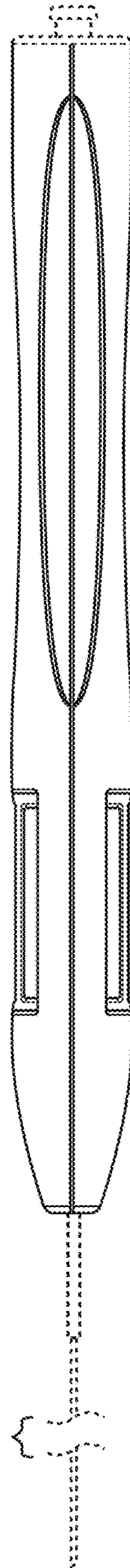


FIG. 2

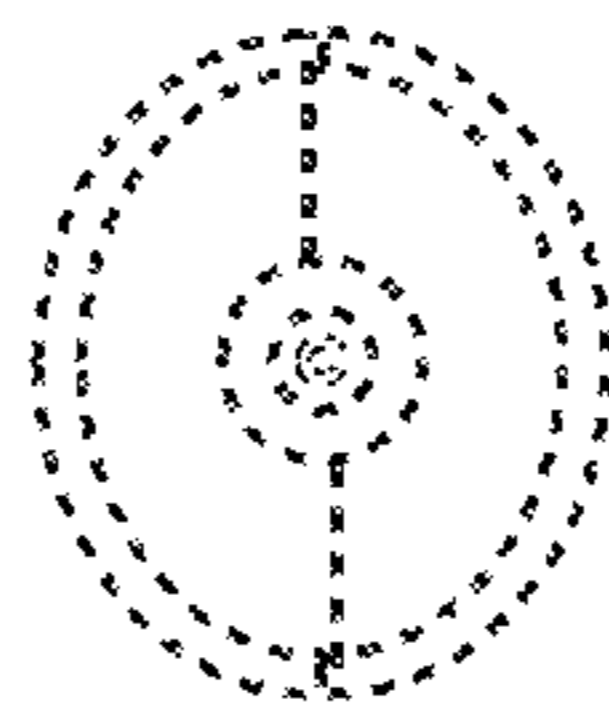


FIG. 3

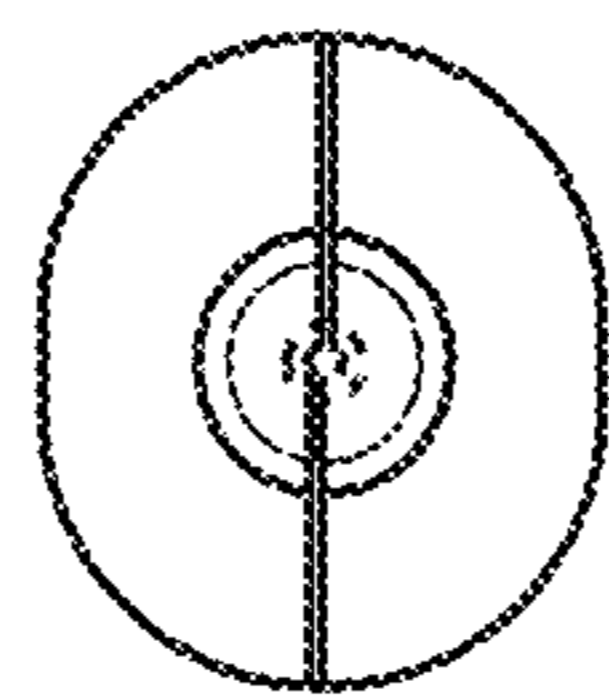


FIG. 4

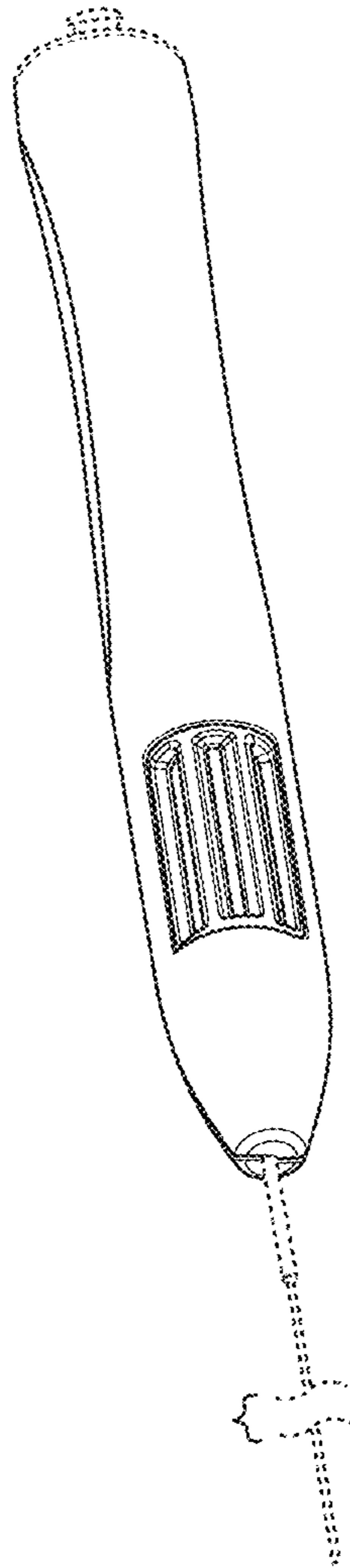


FIG. 5