



US00D806223S

(12) **United States Design Patent** (10) **Patent No.:** **US D806,223 S**
Allard et al. (45) **Date of Patent:** **** Dec. 26, 2017**

(54) **FAN**
(71) Applicant: **Dometic Sweden AB**, Solna (SE)
(72) Inventors: **James Allard**, Davisburg, MI (US);
Mark L. Smith, Buchanan, MI (US);
Hari Sunkara, Elkhart, IN (US)
(73) Assignee: **Dometic Sweden AB**, Solna (SE)
(**) Term: **15 Years**
(21) Appl. No.: **29/588,249**
(22) Filed: **Dec. 19, 2016**

Related U.S. Application Data

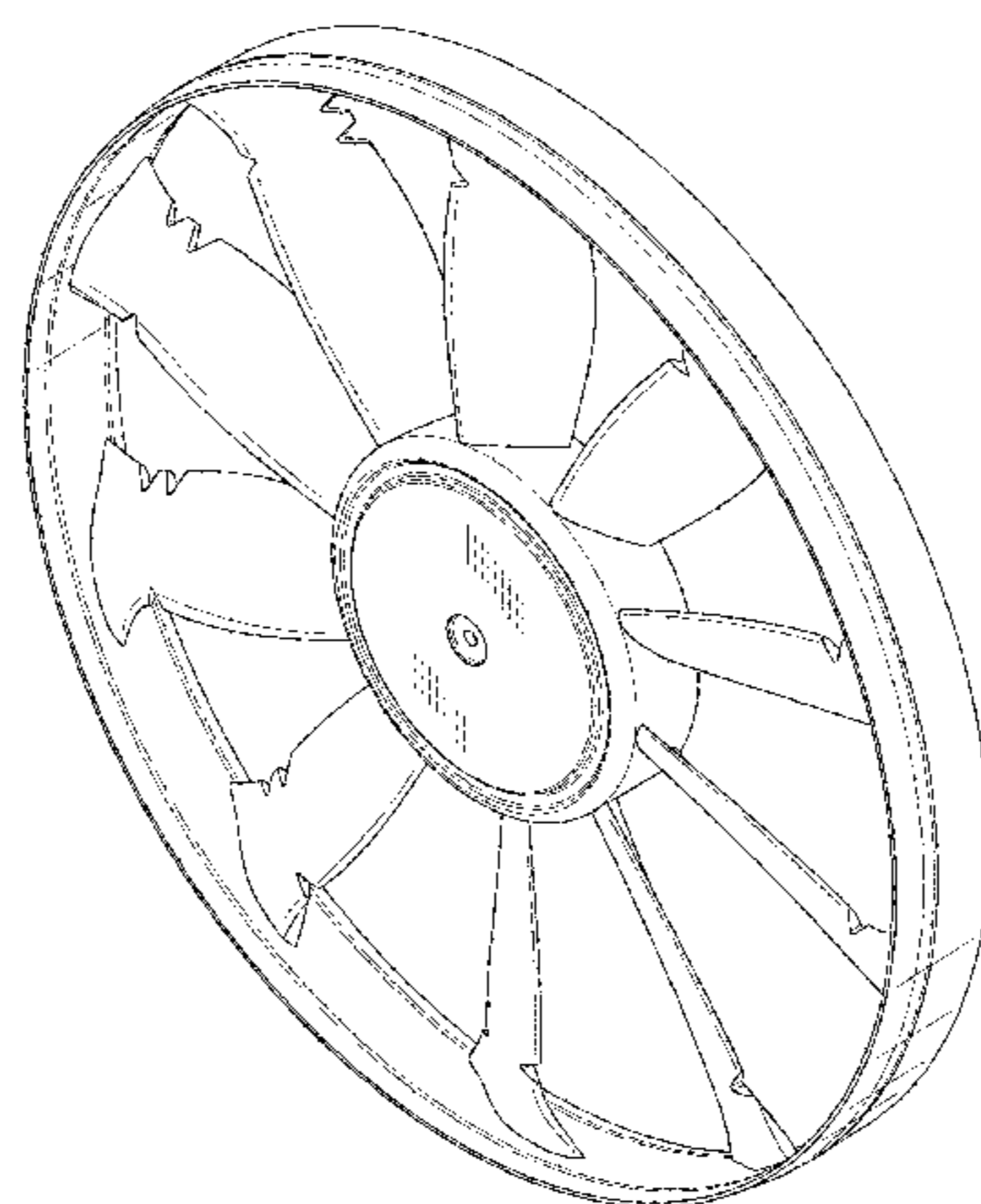
(62) Division of application No. 29/532,130, filed on Jul. 1, 2015, now Pat. No. Des. 787,037.
(51) **LOC (10) Cl.** **23-04**
(52) **U.S. Cl.**
USPC **D23/370**
(58) **Field of Classification Search**
USPC D23/370, 355, 314, 414; 415/121.1
CPC F04D 29/329; F04D 29/526; F04D 25/082;
F04D 29/325; F04D 29/703; F04D
29/547
See application file for complete search history.

References Cited

U.S. PATENT DOCUMENTS

536,156 A 3/1895 Rice
2,372,164 A 3/1945 Woodhams
3,016,952 A 1/1962 Shero
3,934,383 A 1/1976 Perry et al.
3,979,148 A 9/1976 Martin
4,038,911 A 8/1977 Hart
D257,364 S * 10/1980 Molenaar D21/458
4,300,440 A 11/1981 Holter
4,395,939 A 8/1983 Hough et al.
4,615,263 A 10/1986 Titterud
4,633,769 A 1/1987 Milks
4,759,270 A 7/1988 Lindeen
4,872,722 A 10/1989 Farmont
5,407,038 A 4/1995 Pedlar

5,672,101 A 9/1997 Thomas
5,730,583 A 3/1998 Alizadeh
5,797,648 A 8/1998 Fiegel et al.
5,984,405 A 11/1999 Ciacci
D421,798 S 3/2000 Liang
6,179,034 B1 1/2001 Fuss
6,241,474 B1 6/2001 Alizadeh et al.
D446,295 S 8/2001 Williams et al.
6,347,484 B1 2/2002 Swanger
6,438,800 B1 8/2002 Narang et al.
6,442,896 B1 9/2002 Chapin, III
D511,824 S * 11/2005 Chen D23/370
7,021,006 B2 4/2006 Farrar et al.
7,419,368 B2 9/2008 Milks
7,731,574 B2 6/2010 Milks
7,762,765 B2 7/2010 Milks
D645,134 S * 9/2011 Lee D23/411
D654,920 S 2/2012 Wang et al.
8,177,496 B2 5/2012 Wilson et al.
D681,187 S * 4/2013 Hu D23/413
D681,800 S * 5/2013 Hu D23/413
8,568,095 B2 * 10/2013 Bushnell F04D 29/164
415/228
D723,152 S 2/2015 Xu et al.
D725,257 S 3/2015 Huang et al.
D726,300 S 4/2015 DeFilippis
D734,845 S 7/2015 Xu et al.
D736,368 S 8/2015 Xu et al.
D742,294 S 11/2015 Iancului
9,399,183 B2 7/2016 McVay et al.
D762,528 S 8/2016 Allard et al.
D765,188 S * 8/2016 LaRussa D21/444
9,557,072 B2 1/2017 Tolinski et al.
D782,939 S 4/2017 Allard et al.
D782,940 S 4/2017 Allard et al.
D782,941 S 4/2017 Allard et al.
D787,037 S 5/2017 Allard et al.
2003/0012656 A1 1/2003 Cho et al.
2003/0124001 A1 * 7/2003 Chen F04D 25/066
417/356
2004/0013526 A1 * 1/2004 Nilson F04D 29/329
416/189
2004/0047734 A1 * 3/2004 Nilson F04D 29/384
416/189
2004/0175270 A1 9/2004 Havel et al.
2005/0003751 A1 1/2005 Thomas
2005/0180849 A1 8/2005 Chen et al.
2005/0186077 A1 * 8/2005 Lee F04D 29/30
416/179
2005/0196282 A1 * 9/2005 Lee F04D 29/30
416/179
2005/0207894 A1 9/2005 Park et al.



2005/0238486	A1 *	10/2005	Stagg	B29C 33/3835	415/179
2007/0104581	A1 *	5/2007	Stagg	B29C 33/3835	416/189
2007/0166165	A1	7/2007	Lee		
2007/0166166	A1 *	7/2007	Lee	F04D 29/384	416/189
2008/0044292	A1 *	2/2008	Spaggiari	F04D 29/329	416/243
2008/0139101	A1	6/2008	Bickel et al.		
2008/0156282	A1	7/2008	Aschermann		
2008/0210409	A1	9/2008	Saksager		
2009/0155076	A1	6/2009	Jarrah		
2010/0056035	A1	3/2010	Hua		
2010/0068060	A1	3/2010	Ota et al.		
2010/0260630	A1	10/2010	Bilodeau et al.		
2011/0094460	A1 *	4/2011	Hoskins	F04D 29/164	123/41.49
2011/0135494	A1	6/2011	Nicgorski et al.		
2011/0236211	A1	9/2011	Schneider et al.		
2012/0224988	A1	9/2012	Maier et al.		
2012/0244000	A1	9/2012	Turcas		
2013/0028747	A1 *	1/2013	Henner	F04D 29/384	416/242
2013/0147312	A1	6/2013	Qin et al.		
2013/0266439	A1 *	10/2013	Rubak	F01D 1/04	415/208.1
2013/0315737	A1 *	11/2013	Dygert	F04D 29/526	416/179
2013/0323062	A1	12/2013	Henner et al.		
2014/0030104	A1	1/2014	Lee et al.		
2014/0056710	A1	2/2014	Henner et al.		
2014/0119922	A1	5/2014	Nakano et al.		
2014/0334952	A1	11/2014	Ziegler et al.		
2015/0064011	A1	3/2015	Xu et al.		
2015/0078937	A1	3/2015	Crevel et al.		
2015/0352924	A1	12/2015	Allard et al.		
2016/0200174	A1	7/2016	Tremer et al.		

FOREIGN PATENT DOCUMENTS

AU	359397	12/2014
AU	359396	2/2015
AU	367696	3/2016
AU	367699	3/2016
AU	367700	3/2016
AU	367701	3/2016
CA	159763	11/2014
CA	166627	4/2016
CA	166057	9/2016
CA	170268	9/2016
CN	3545706	12/2015
DE	19607931	2/1998
EM	002591586	2/2015
EM	002919936	12/2015
WO	2015191029	12/2015

OTHER PUBLICATIONS

Transmittal Letter of Related Cases Dec. 19, 2016.
 Utility U.S. Appl. No. 15/198,697 “Compact Fan for a Recreational Vehicle” filed Jun. 30, 2016. Jun. 30, 2016.
 Fantastic® Vent Fan with fan blade Model No. 8138-81 Feb. 13, 2015.
 Canadian Patent Application No. 2,951,956 entitled “Shrouded Roof Vent for a Vehicle” entered national stage on Dec. 9, 2016.
 U.S. Patent and Trademark Office International Search Report for PCT/US2014/041566 dated Oct. 24, 2014.
 Canadian Design Patent Application No. 174116 entitled “Roof Fan Shroud” filed Apr. 11, 2017.
 U.S. Appl. No. 15/198,697 entitled “Compact Fan for a Recreational Vehicle” filed Jun. 30, 2016.

U.S. Appl. No. 15/292,239 entitled “Roof Fan Assembly” filed Oct. 13, 2016.
 Design U.S. Appl. No. 29/580,801 entitled “Roof Fan Shroud” filed Oct. 13, 2016.
 MaxxAir Fans, MaxxFan 4301K and 4401K; Jan. 22, 2016.
 Dometic Product Catalog 2016, Fan-Tastic Vent Models; EZ-Breeze; Ultra Breeze. pp. 90-91. 2016.

* cited by examiner

Primary Examiner — Cynthia Underwood
 (74) *Attorney, Agent, or Firm* — Middleton Reutlinger

(57) **CLAIM**

The ornamental design for a fan, as shown and described.

DESCRIPTION

FIG. 1 is a front perspective view of the design of a first embodiment of the fan;
 FIG. 2 is a front elevation view of the design of FIG. 1;
 FIG. 3 is a rear elevation view of the design of FIG. 1;
 FIG. 4 is a first side elevation view of the design of FIG. 1, with the second side elevation view of the design being a mirror image of FIG. 4;
 FIG. 5 is a top plan view of the design of FIG. 1, with the bottom plan view of the design being a mirror image of FIG. 5;
 FIG. 6 is a cross-sectional plan view of the design of FIG. 1 taken along the line 6-6 in FIG. 2;
 FIG. 7 is a rear perspective view of the design of FIG. 1;
 FIG. 8 is a front perspective view of the design of a second embodiment of the fan;
 FIG. 9 is a front elevation view of the design of FIG. 8;
 FIG. 10 is a rear elevation view of the design of FIG. 8;
 FIG. 11 is a first side elevation view of the design of FIG. 8, with the second side elevation view of the design being a mirror image of FIG. 11;
 FIG. 12 is a top plan view of the design of FIG. 8, with the bottom plan view of the design being a mirror image of FIG. 12;
 FIG. 13 is a cross-sectional plan view of the design of FIG. 8 taken along the line 13-13 in FIG. 9;
 FIG. 14 is a rear perspective view of the design of FIG. 8;
 FIG. 15 is a front perspective view of the design of a third embodiment of the fan;
 FIG. 16 is a front elevation view of the design of FIG. 15;
 FIG. 17 is a rear elevation view of the design of FIG. 15;
 FIG. 18 is a first side elevation view of the design of FIG. 15, with the second side elevation view of the design being a mirror image of FIG. 18;
 FIG. 19 is a top plan view of the design of FIG. 15, with the bottom plan view of the design being a mirror image of FIG. 19;
 FIG. 20 is a cross-sectional plan view of the design of FIG. 15 taken along the line 20-20 in FIG. 16; and,
 FIG. 21 is a rear perspective view of the design of FIG. 15.
 The broken lines illustrating portions of the fan form no part of the claimed design.

1 Claim, 18 Drawing Sheets

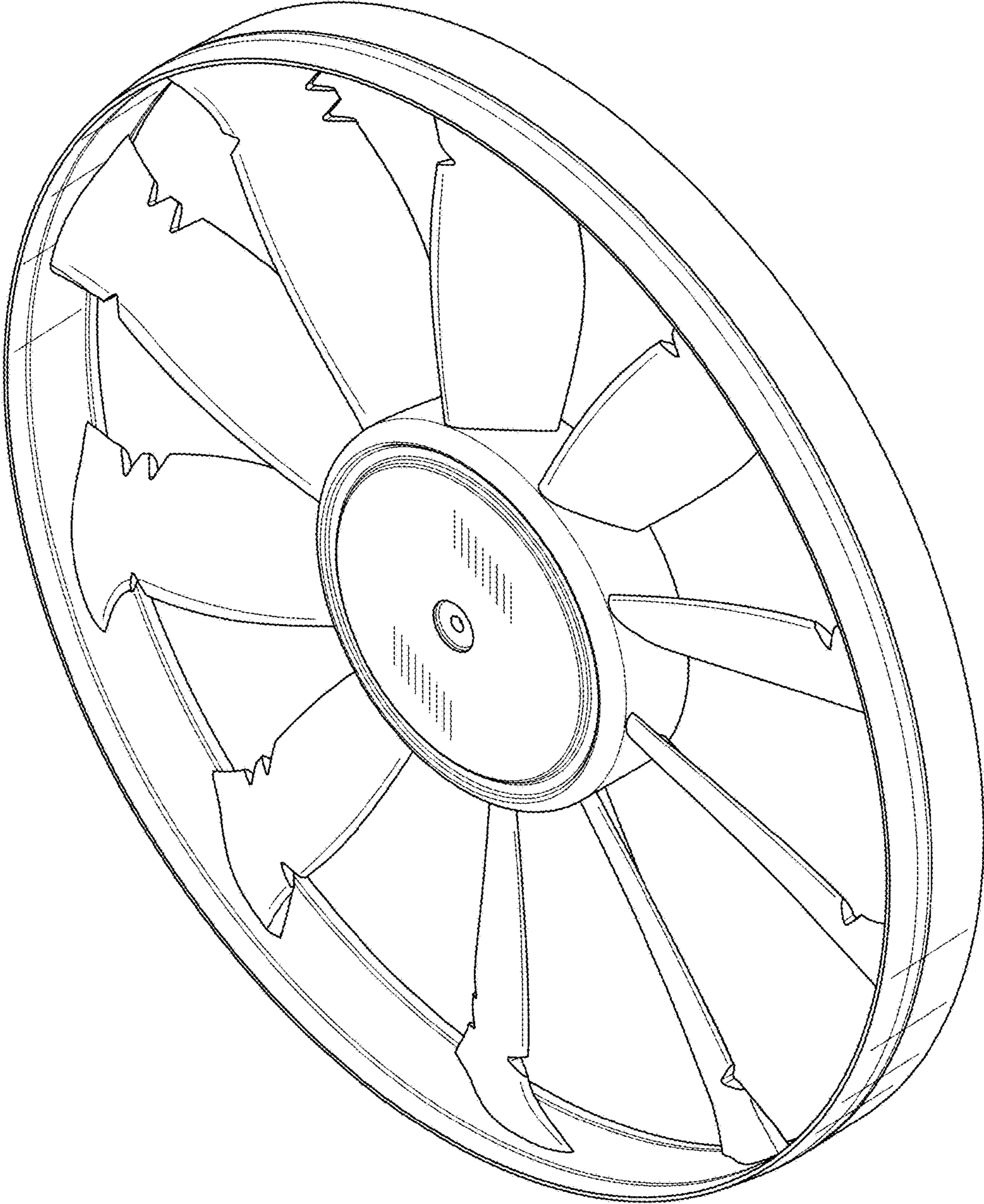


FIG. 1

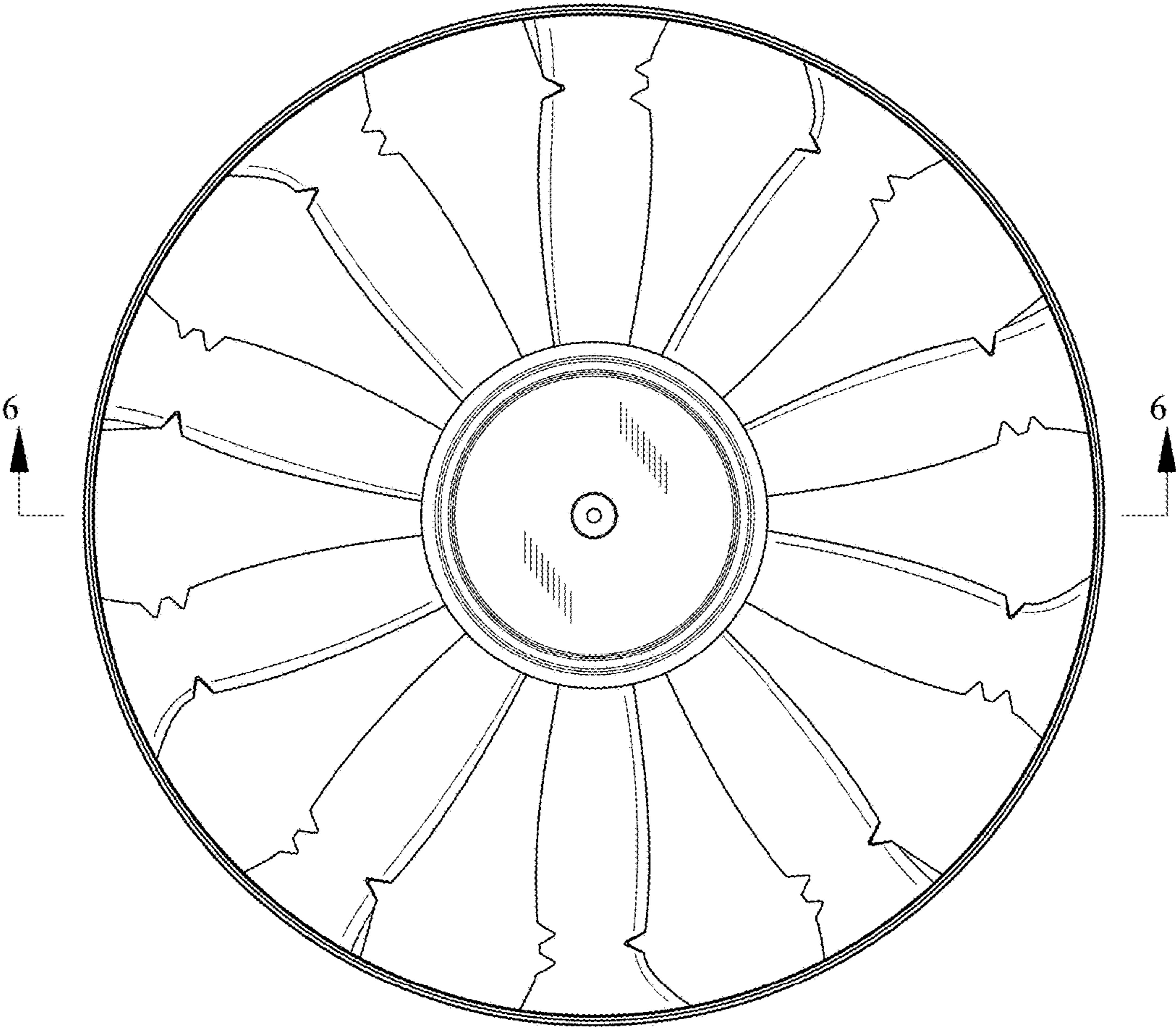


FIG. 2

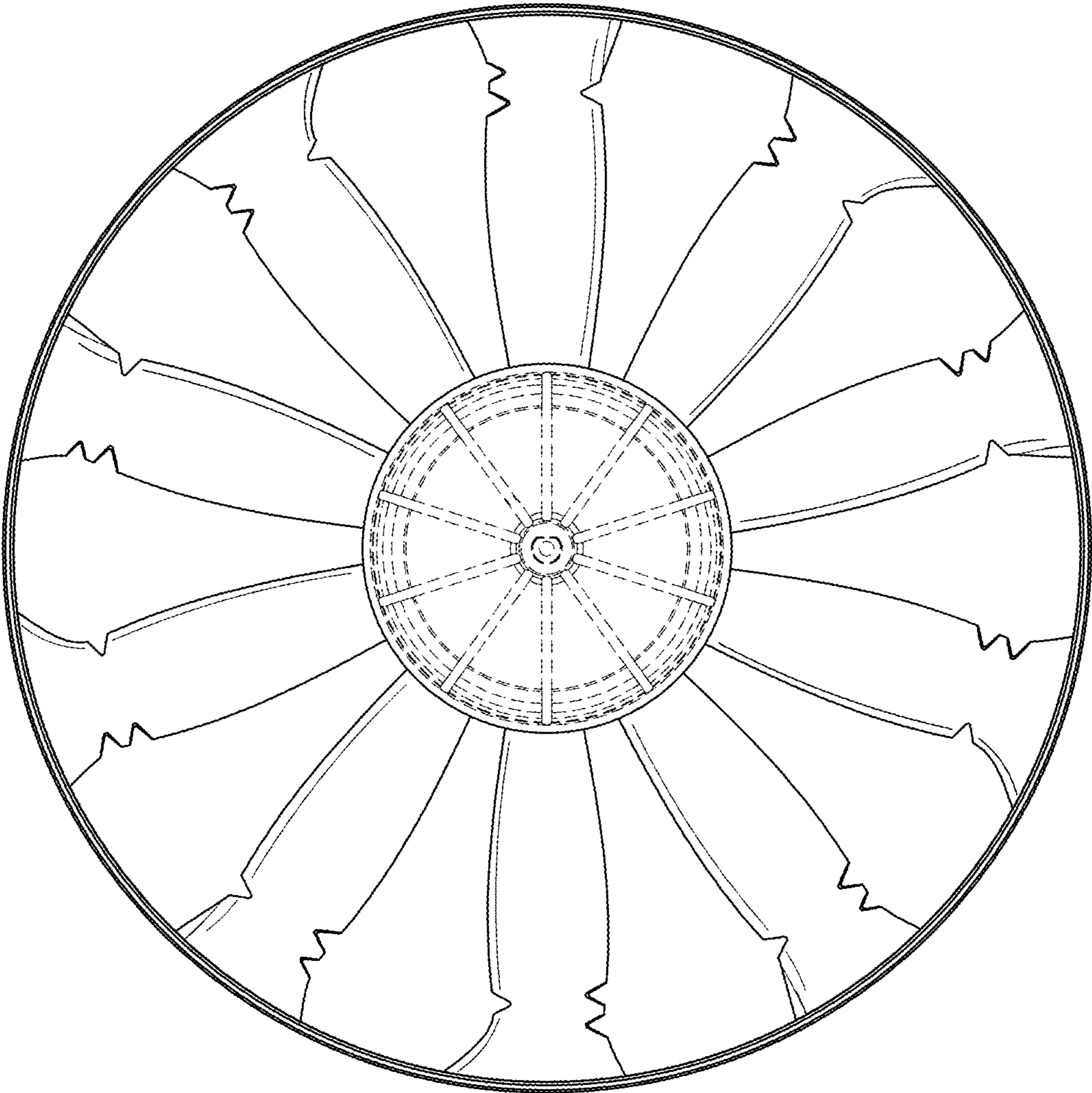


FIG. 3




FIG. 4

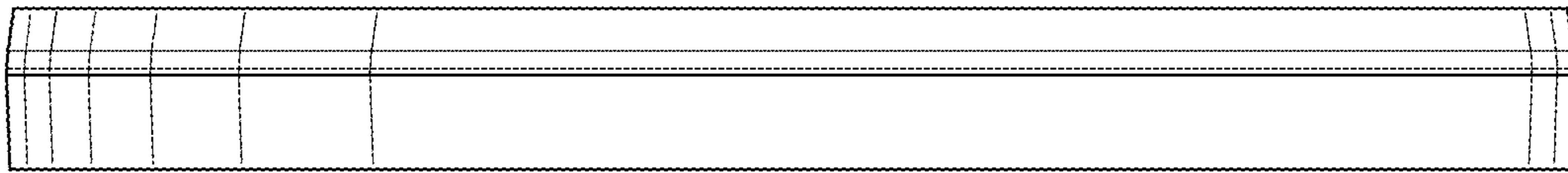


FIG. 5

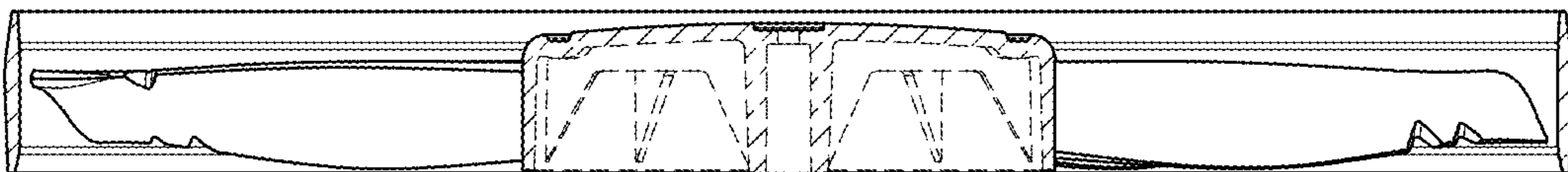


FIG. 6




FIG. 7

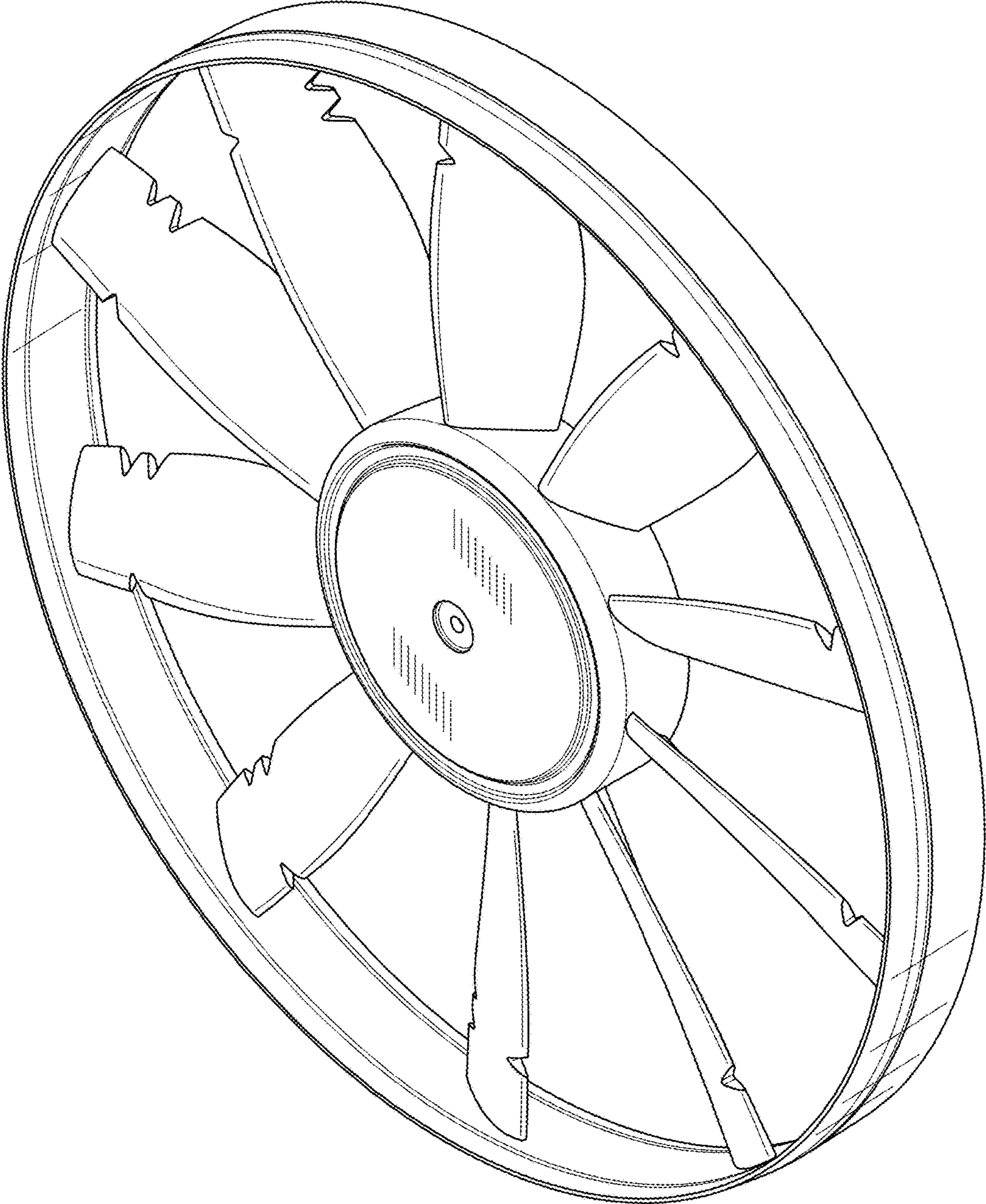


FIG. 8

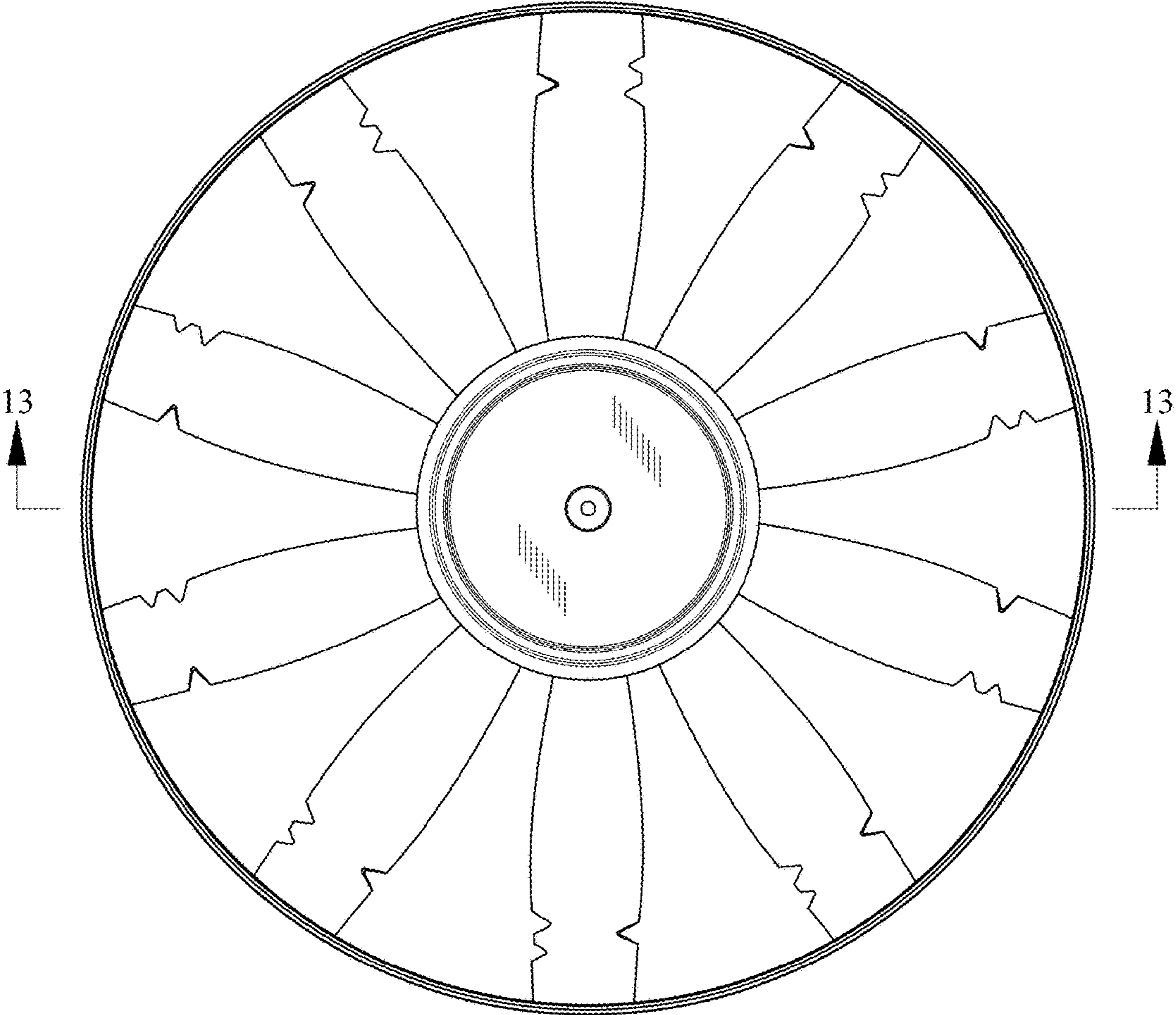


FIG. 9

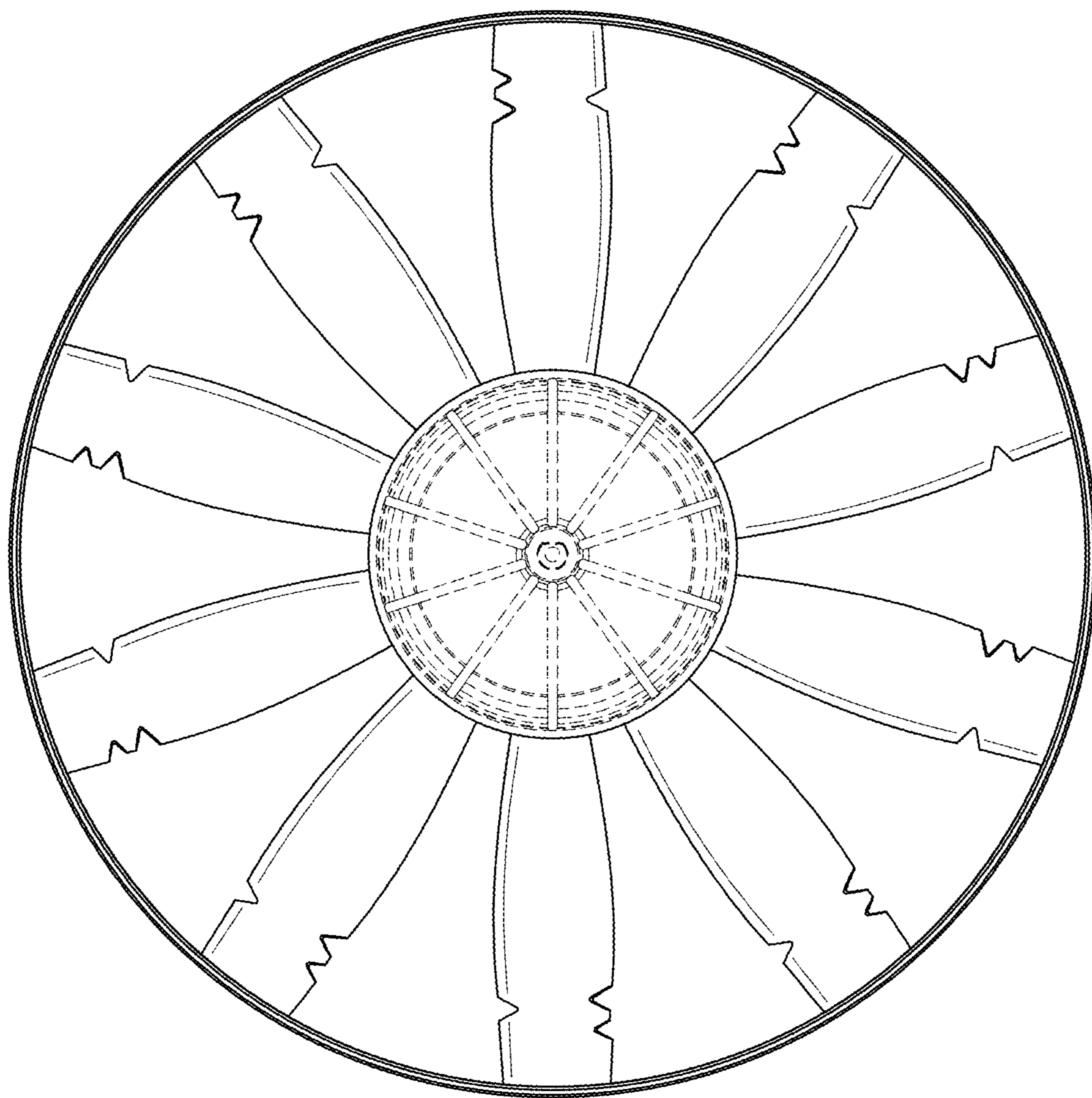


FIG. 10

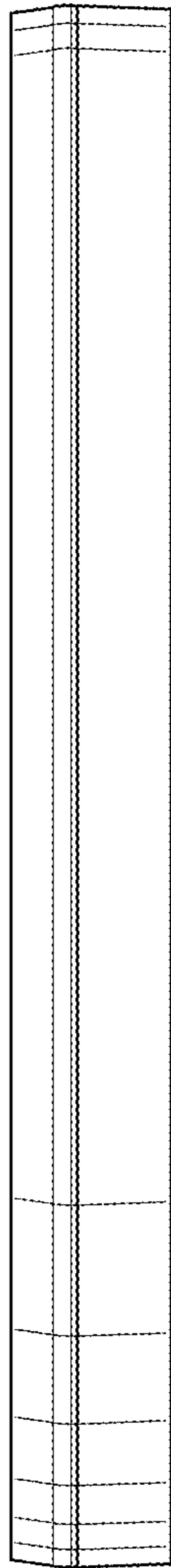


FIG. 11

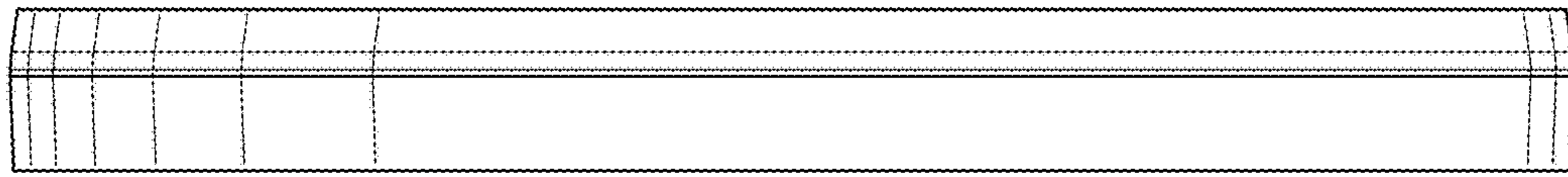


FIG. 12

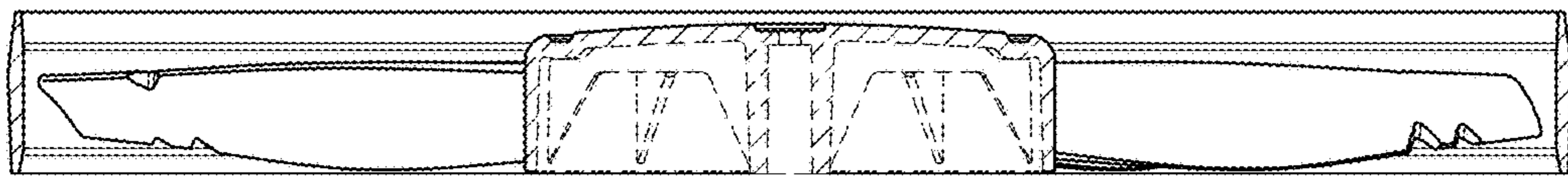


FIG. 13

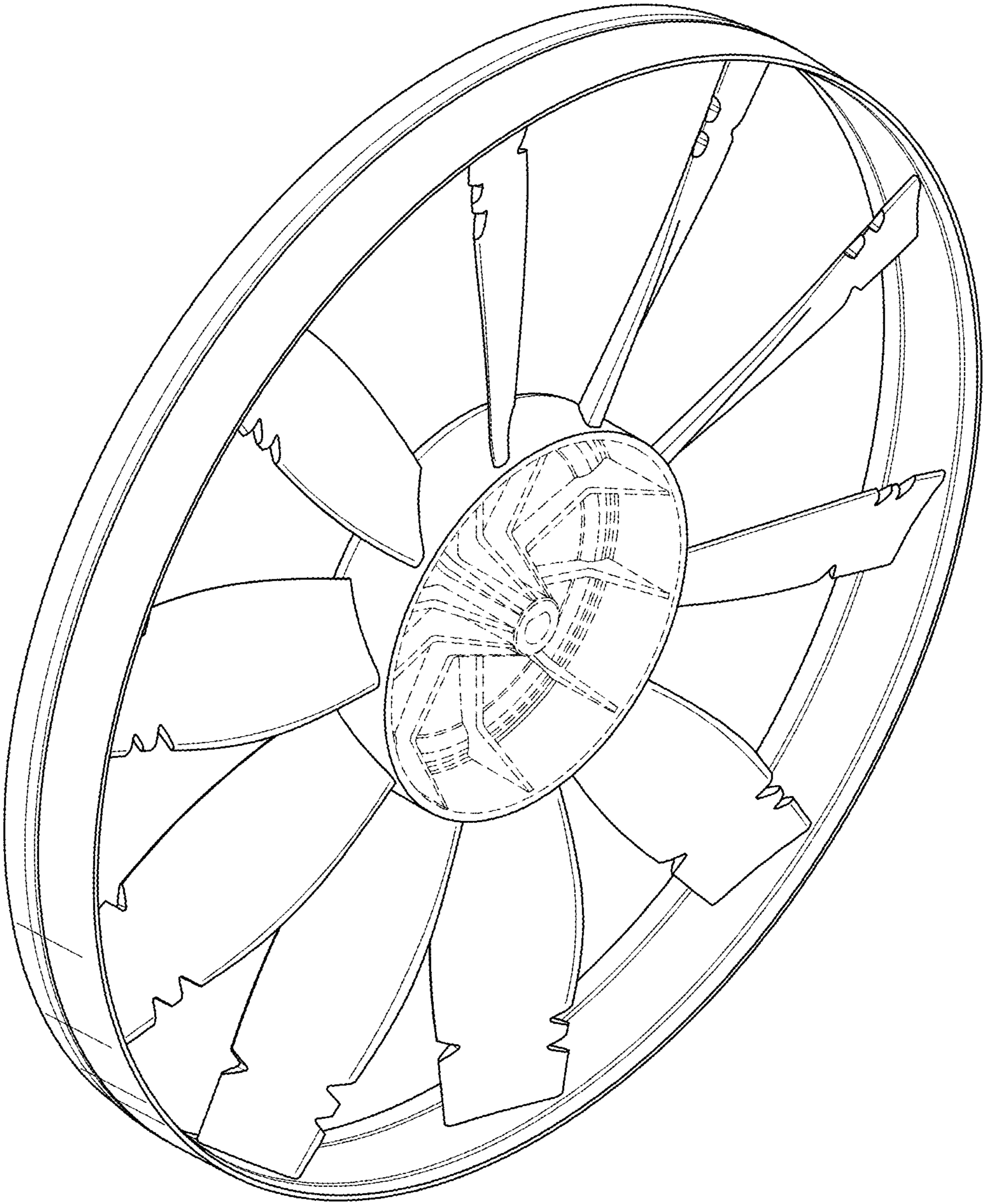


FIG. 14

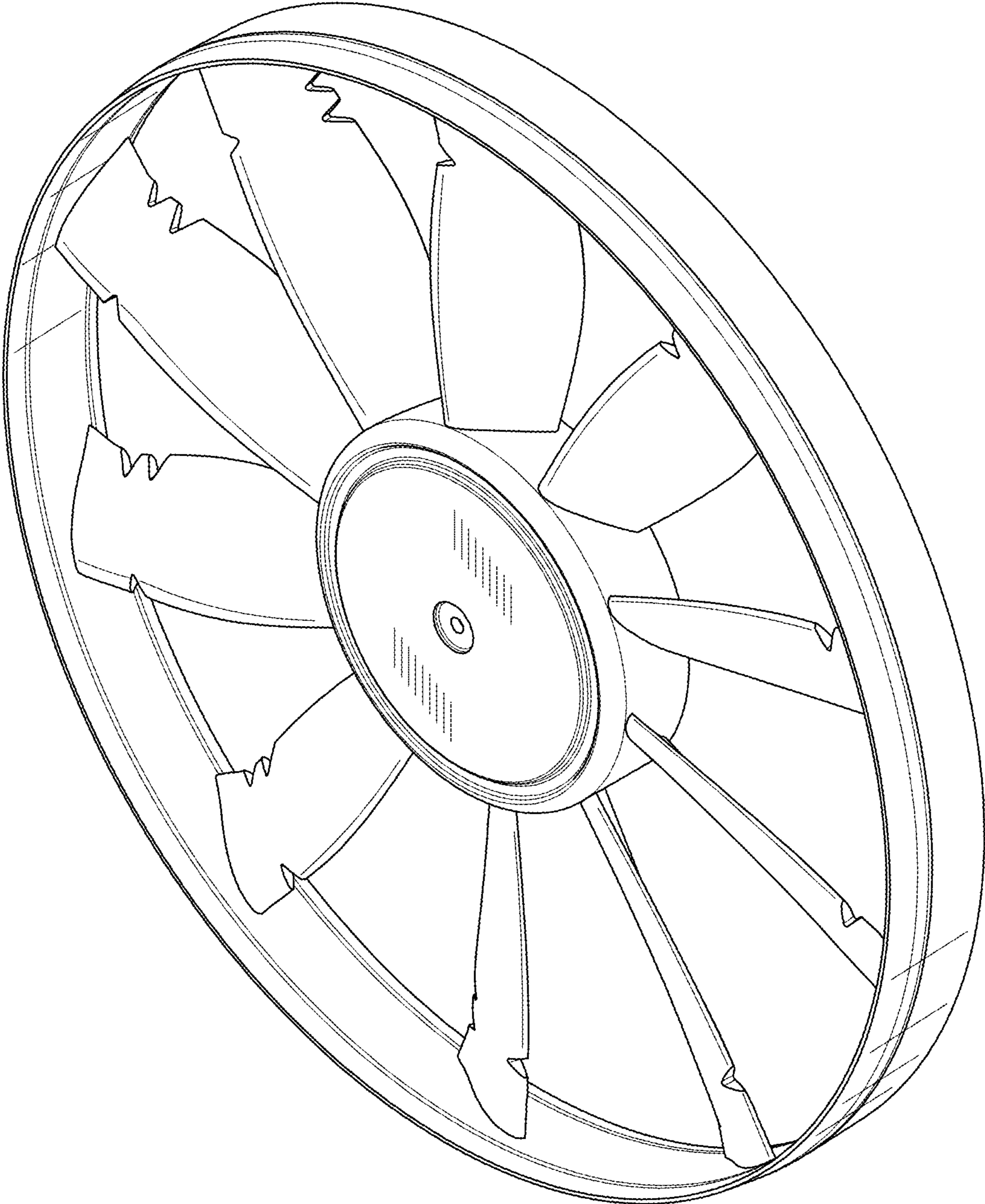


FIG. 15

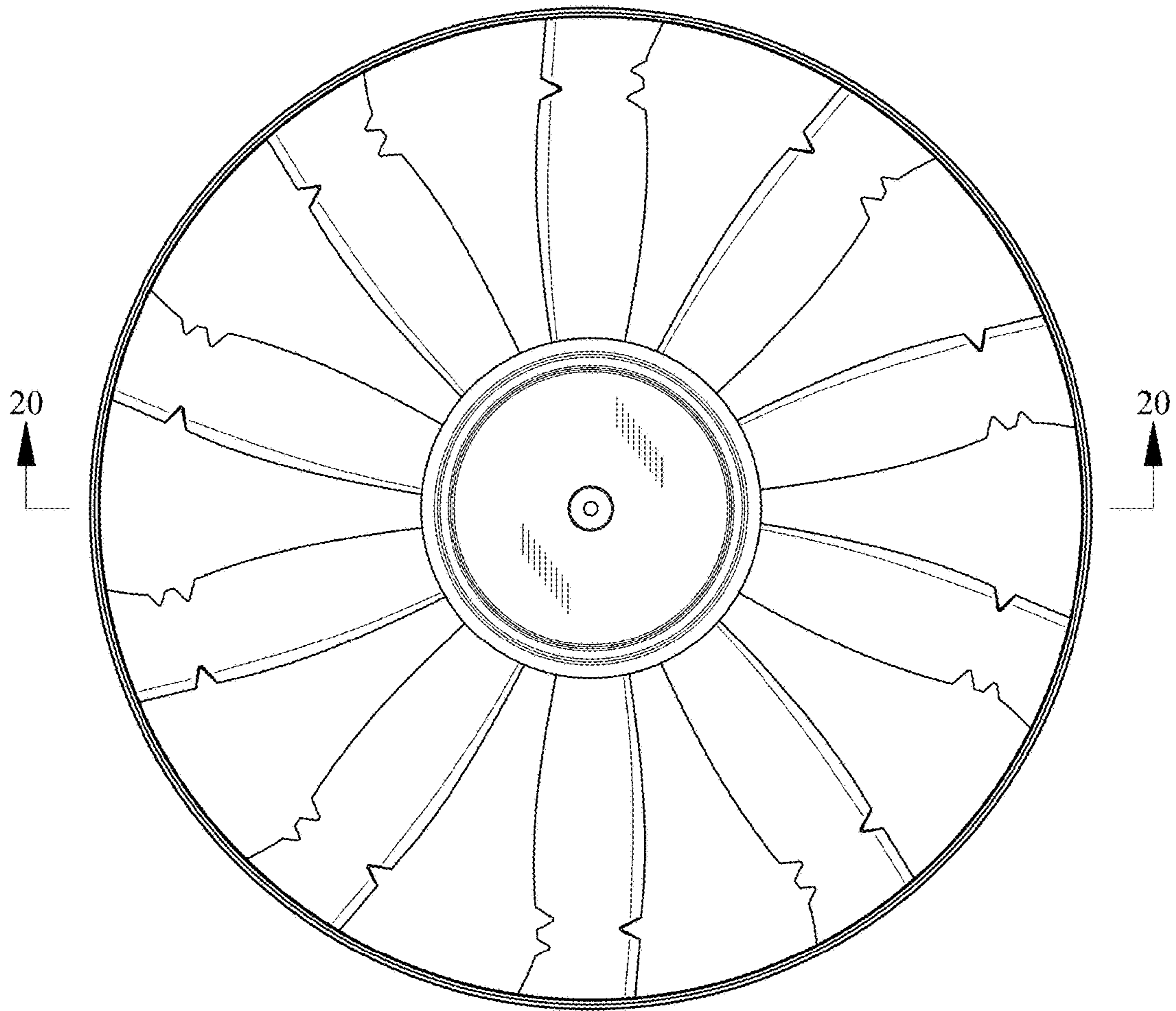


FIG. 16

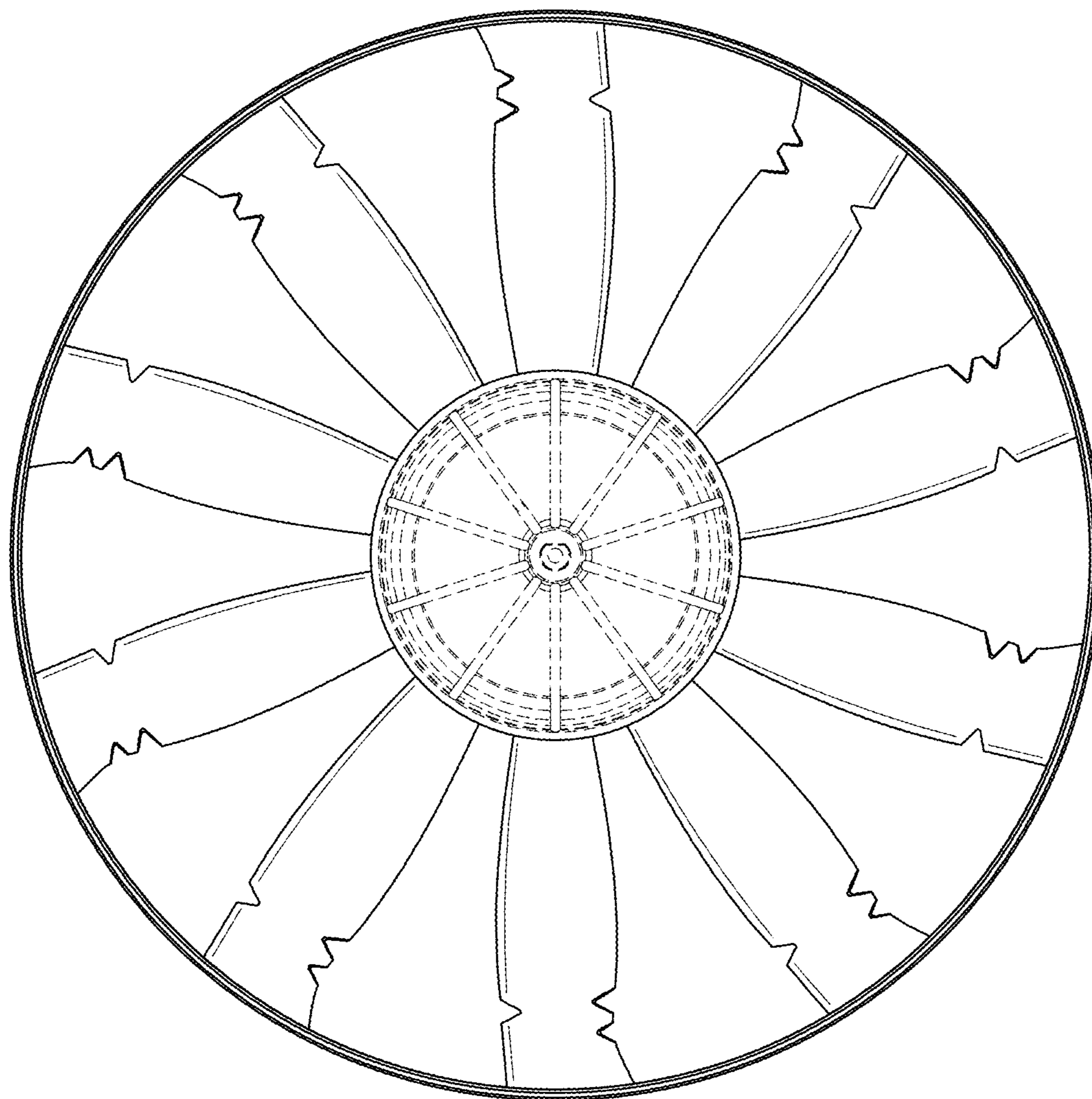


FIG. 17

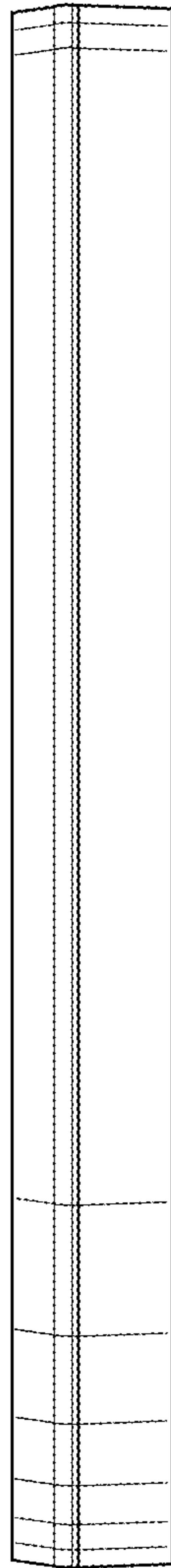


FIG. 18




FIG. 19

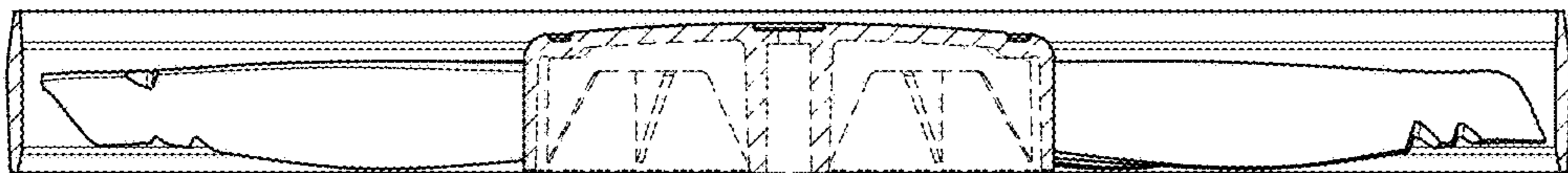


FIG. 20




FIG. 21