



US00D806202S

(12) **United States Design Patent** (10) **Patent No.:** **US D806,202 S**
Brooks (45) **Date of Patent:** **** Dec. 26, 2017**

- (54) **TIE DOWN**
- (71) Applicant: **Kevin Brooks**, Leitchfield, KY (US)
- (72) Inventor: **Kevin Brooks**, Leitchfield, KY (US)
- (73) Assignee: **Decoy Stake Solutions, LLC**,
Leitchfield, KY (US)
- (**) Term: **15 Years**
- (21) Appl. No.: **29/505,776**
- (22) Filed: **Feb. 5, 2016**

D358,083	S	5/1995	Pate	
D358,628	S *	5/1995	Lenort	D22/108
D375,645	S	11/1996	Foster	
D376,832	S *	12/1996	Mills	D22/107
D378,167	S	2/1997	Jones, Jr.	
D398,516	S	9/1998	Brown	
D398,949	S *	9/1998	Franks	D22/100
D400,612	S *	11/1998	Rubin	D21/796
D422,333	S	4/2000	Foster	
6,810,630	B2 *	11/2004	Chizmas	A01K 1/04 52/155
6,948,694	B1	9/2005	Gilbert	
D554,980	S *	11/2007	Mihelis	D8/356
7,350,756	B2 *	4/2008	Woltmann	A01K 15/025 24/546
7,493,873	B2 *	2/2009	Petersen	A01K 1/04 119/789
D604,077	S *	11/2009	Cardenas	D6/552
D604,078	S *	11/2009	Cardenas	D6/552
D624,627	S *	9/2010	Cardenas	D22/199

Related U.S. Application Data

- (63) Continuation-in-part of application No. 29/474,232, filed on Jul. 16, 2014, now Pat. No. Des. 752,414.
- (51) **LOC (10) Cl.** **22-04**
- (52) **U.S. Cl.**
USPC **D22/113**
- (58) **Field of Classification Search**
USPC D8/349, 354; D22/113, 107, 108-110,
D22/114, 199
CPC F41B 5/1453; F41B 5/14; F16M 13/022;
F16M 13/02; F16M 11/08; E02D 5/80;
E02D 5/801; A01M 31/00; F41J 5/14;
F41J 1/00; F41J 3/0004
See application file for complete search history.

Primary Examiner — Mark Goodwin
(74) *Attorney, Agent, or Firm* — Carrithers Law Office
PLLC

(57) **CLAIM**

The ornamental design for a tie down, as shown and described.

DESCRIPTION

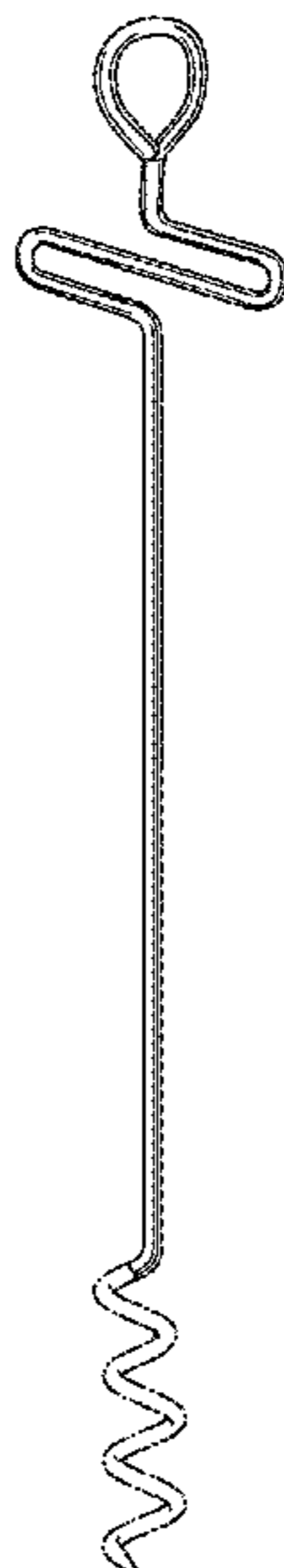
FIG. 1 is a perspective view of an tie down showing my new design;
FIG. 2 is a front plan view thereof;
FIG. 3 is a rear plan view thereof;
FIG. 4 is a left side view thereof;
FIG. 5 is a right side view thereof;
FIG. 6 is a bottom plan view thereof; and,
FIG. 7 is a top plan view thereof.
The broken lines shown in the drawings represent portions of the tie down that form no part of the claimed design.

1 Claim, 2 Drawing Sheets

(56) **References Cited**

U.S. PATENT DOCUMENTS

2,447,444	A *	8/1948	Waite	E02D 5/801 47/44
D260,674	S	9/1981	Simmons	
D286,591	S *	11/1986	Russell	D6/682.2
D299,199	S	1/1989	Rogowski	
D335,994	S *	6/1993	Cude, Jr.	D6/552
D339,977	S *	10/1993	Ferdman	D8/368



(56)

References Cited

U.S. PATENT DOCUMENTS

D668,529	S	10/2012	Harris	
D700,942	S	3/2014	Smith	
D714,414	S	9/2014	Wright, III	
D717,387	S	11/2014	Wright	
D752,414	S *	3/2016	Brooks D8/349
9,347,733	B2 *	5/2016	Brooks A01M 31/00
D773,581	S *	12/2016	Brooks D22/107
D782,599	S *	3/2017	Brooks D22/113
D782,600	S *	3/2017	Brooks D22/113
D788,876	S *	6/2017	Brooks D22/113
2014/0332645	A1 *	11/2014	Brooks A01M 31/06 248/156
2016/0270518	A1 *	9/2016	Brooks A45F 3/44
2016/0281316	A1 *	9/2016	Brooks E02D 5/801
2016/0363260	A1 *	12/2016	Brooks A01M 31/00

* cited by examiner

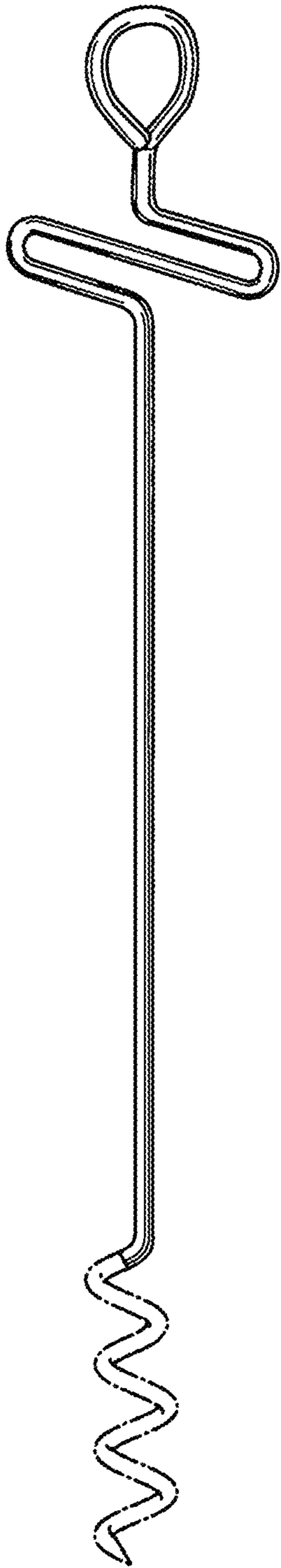


FIG. 1

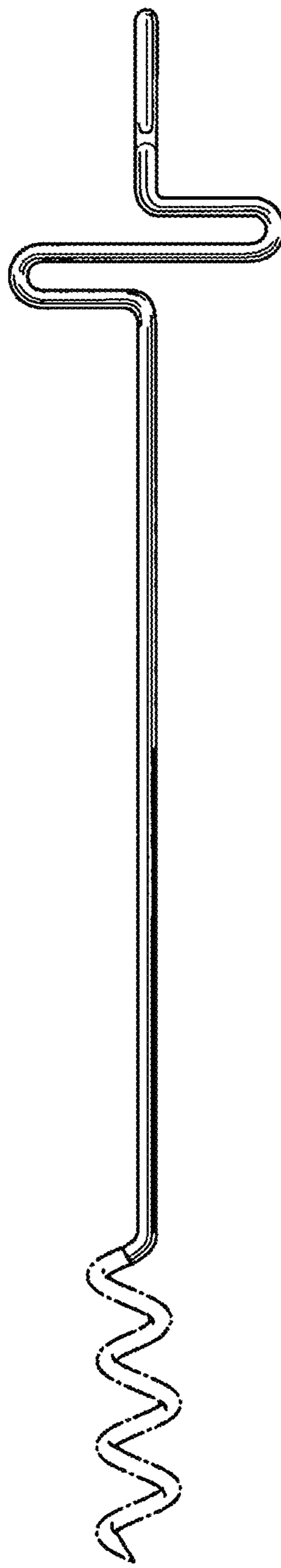


FIG. 2

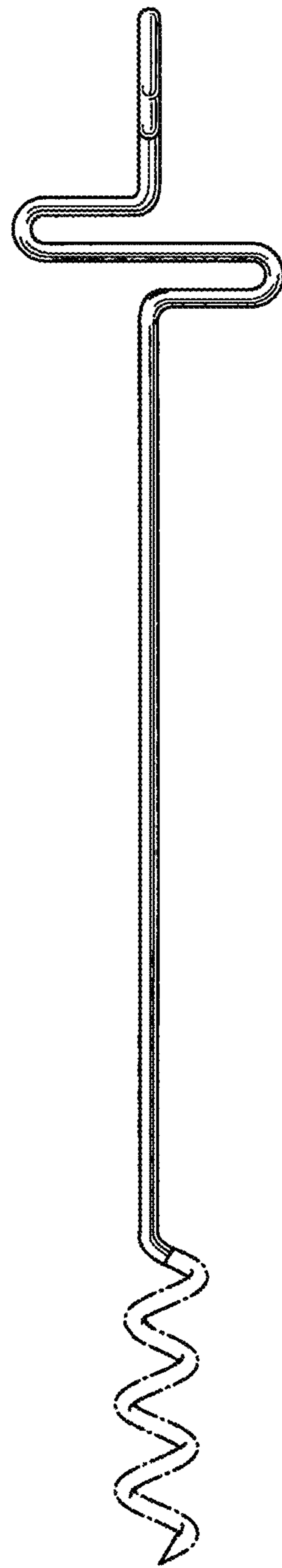


FIG. 3

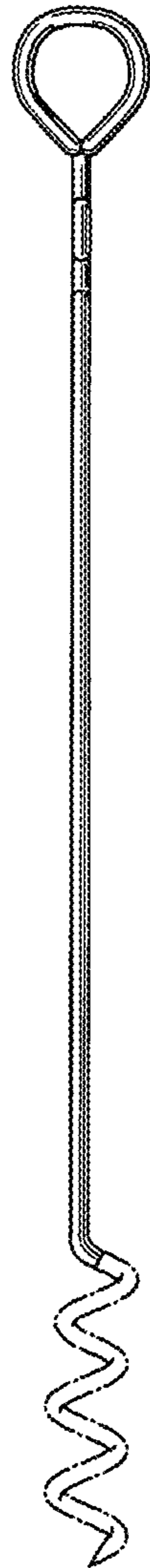


FIG. 4



FIG. 6

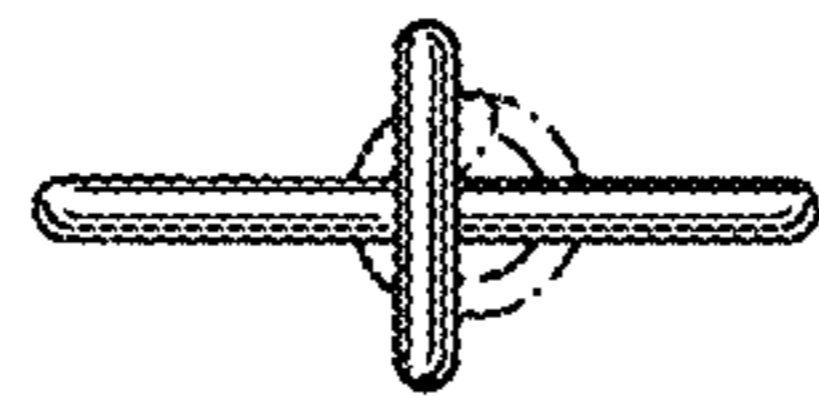


FIG. 7

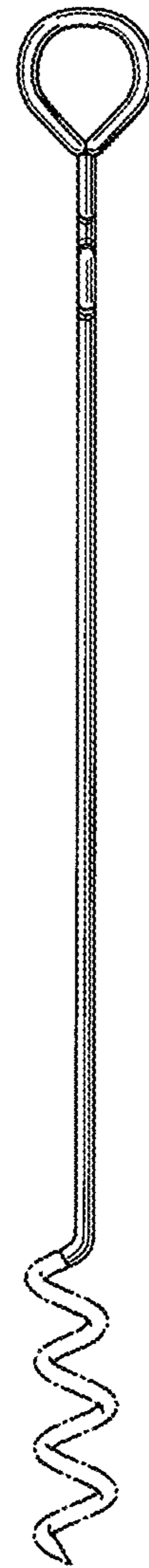


FIG. 5