



US00D806199S

(12) **United States Design Patent**  
**Roberson**

(10) **Patent No.:** **US D806,199 S**

(45) **Date of Patent:** **\*\* Dec. 26, 2017**

(54) **INLINE SCOUT MOUNT**

(71) Applicant: **William Paul Tadao Roberson**, Apex, NC (US)

(72) Inventor: **William Paul Tadao Roberson**, Apex, NC (US)

(\*\*) Term: **15 Years**

(21) Appl. No.: **29/565,553**

(22) Filed: **May 22, 2016**

(51) **LOC (10) Cl.** ..... **22-01**

(52) **U.S. Cl.**  
USPC ..... **D22/108**

(58) **Field of Classification Search**  
USPC ..... D22/108-109; D26/24-27, 38, 40, 42, D26/46-47, 51, 60, 113, 118, 130-133, D26/136  
CPC ..... F41G 1/35; F41G 1/345  
See application file for complete search history.

(56) **References Cited**

**U.S. PATENT DOCUMENTS**

7,188,978 B2 *	3/2007	Sharrah	.....	F21S 9/02 248/216.4
D780,278 S *	2/2017	Pittman	.....	D22/108
2012/0124885 A1 *	5/2012	Caulk	.....	F41G 1/35 42/146

2014/0305021 A1 *	10/2014	Prieto	.....	F41G 11/003 42/111
2015/0124436 A1 *	5/2015	Galli	.....	F41G 11/003 362/110
2016/0320160 A1 *	11/2016	Zimmer	.....	F41G 11/003
2017/0067718 A1 *	3/2017	Mayberry	.....	F41C 23/16

\* cited by examiner

*Primary Examiner* — Michael A Pratt

(57) **CLAIM**

The ornamental design for the inline scout mount, as shown and described.

**DESCRIPTION**

FIG. 1 is a left side view of an inline scout mount.  
FIG. 2 is a top view of an inline scout mount.  
FIG. 3 is a right side view of an inline scout mount.  
FIG. 4 is a front view of an inline scout mount.  
FIG. 5 is a rear view of an inline scout mount.  
FIG. 6 is a perspective view of an inline scout mount.  
FIG. 7 is a left side view of an inline scout mount.  
FIG. 8 is a top view of an inline scout mount.  
FIG. 9 is a right side view of an inline scout mount.  
FIG. 10 is a front view of an inline scout mount.  
FIG. 11 is a rear view of an inline scout mount; and,  
FIG. 12 is a perspective view of an inline scout mount.  
The bottom forms no part of the claimed design.

**1 Claim, 2 Drawing Sheets**

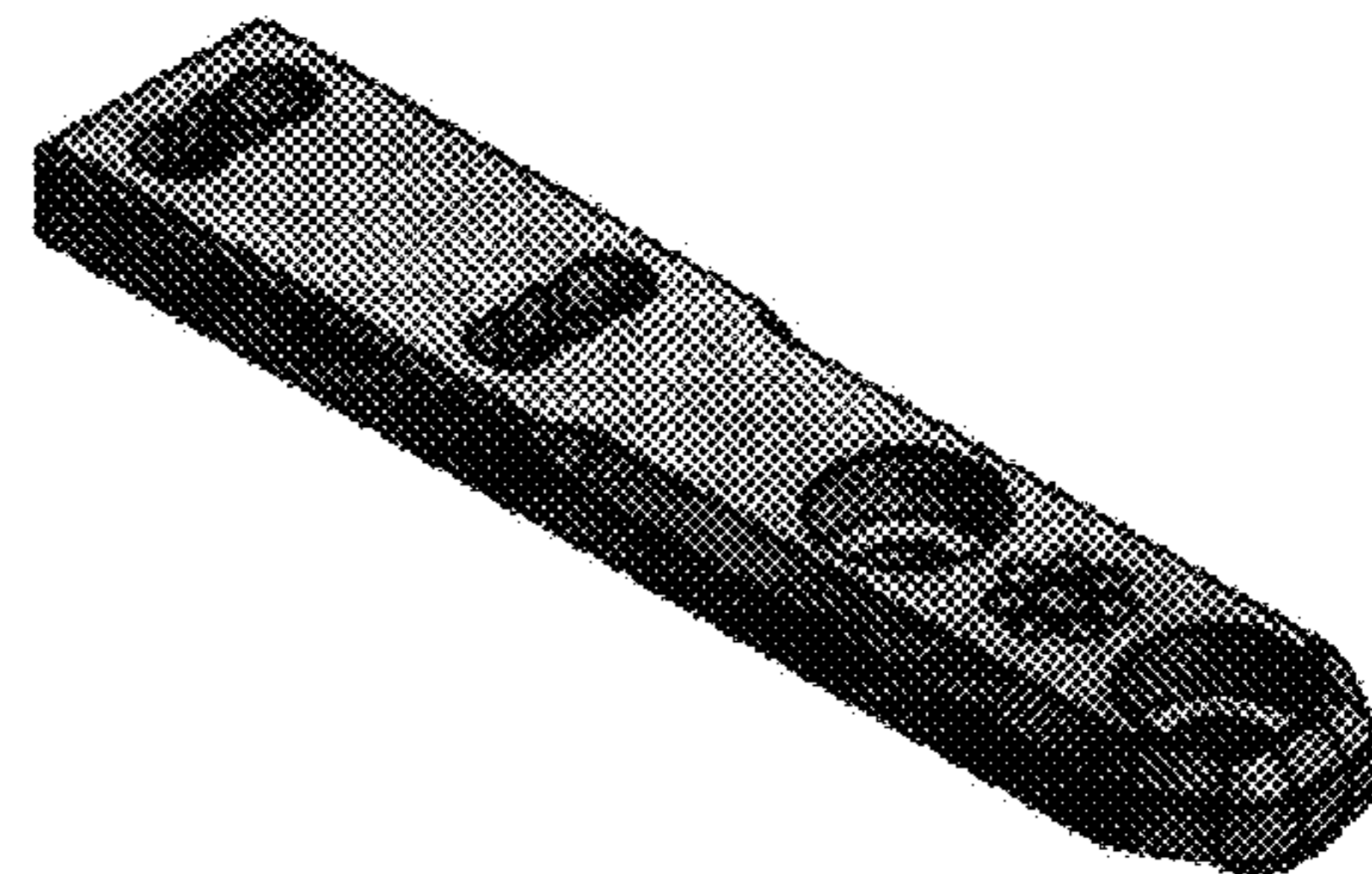



FIG. 1




FIG. 2




FIG. 3




FIG. 4



FIG. 5




FIG. 6

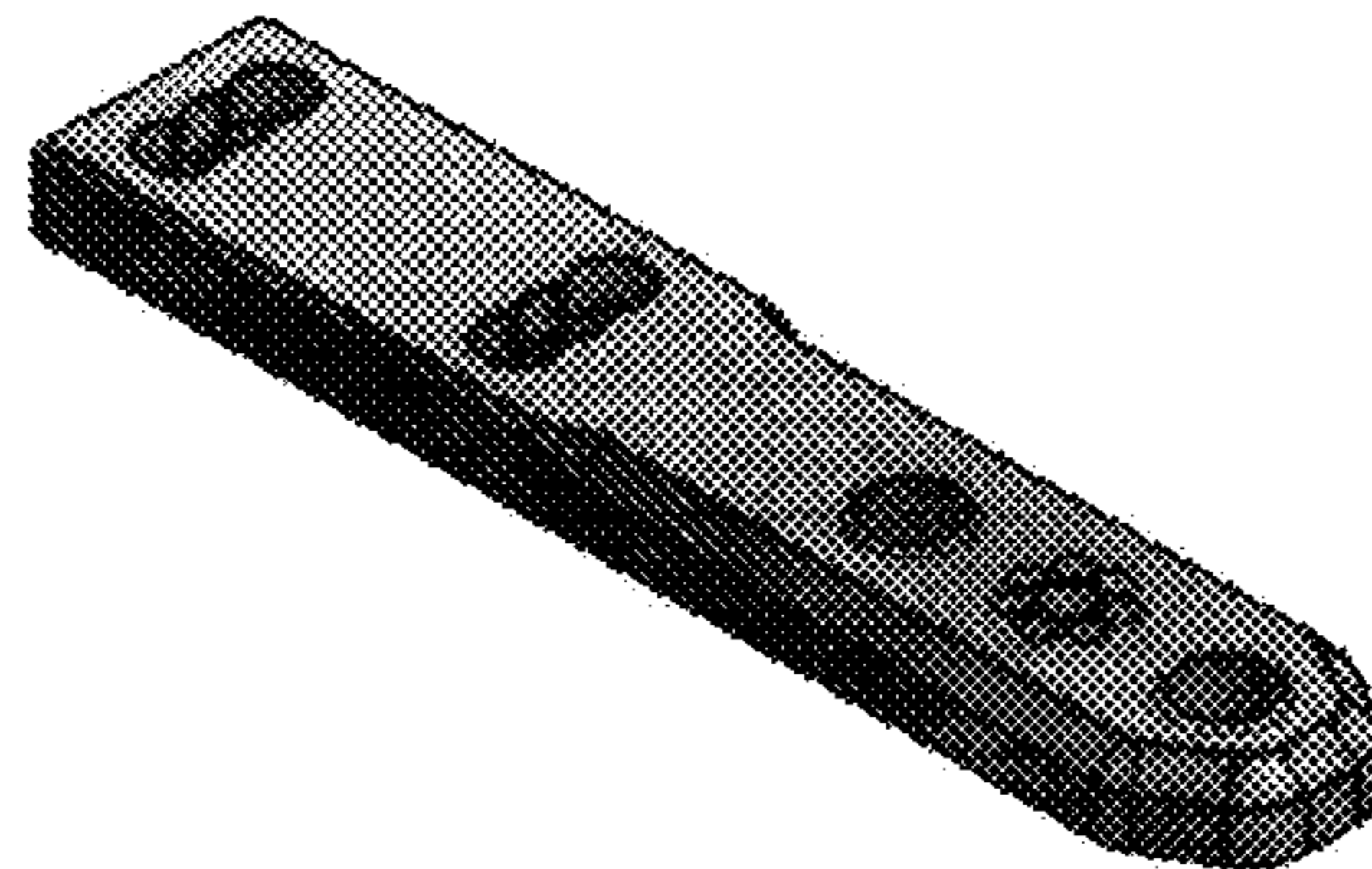


FIG. 7




FIG. 8

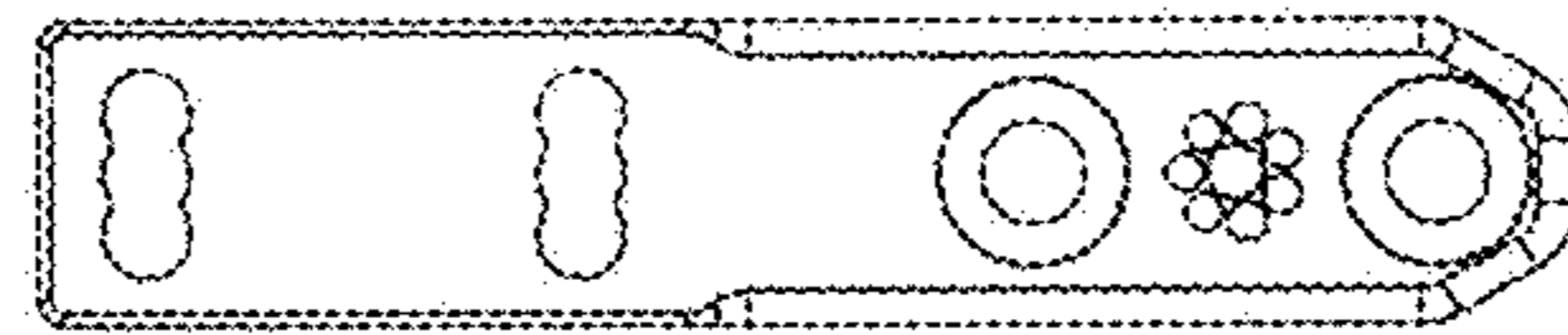


FIG. 9

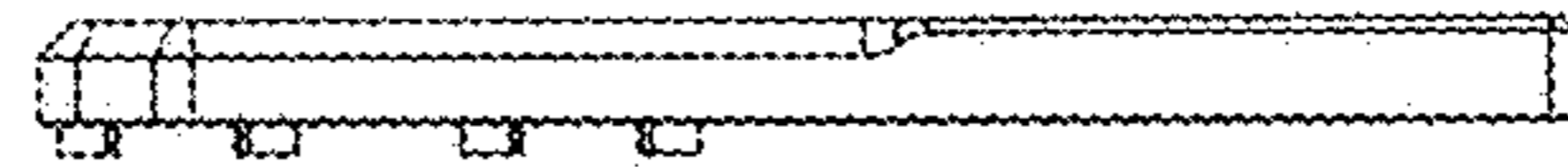


FIG. 10




FIG. 11

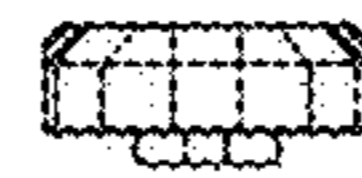


FIG. 12

