



US00D806197S

(12) **United States Design Patent**
Gershon

(10) **Patent No.:** **US D806,197 S**

(45) **Date of Patent:** **** Dec. 26, 2017**

(54) **COLLAPSIBLE FLOTATION DEVICE WITH BACK SUPPORT**

(71) Applicant: **Swimways Corporation**, Virginia Beach, VA (US)

(72) Inventor: **Dani Gershon**, Virginia Beach, VA (US)

(73) Assignee: **Swimways Corporation**, Virginia Beach, VA (US)

(**) Term: **15 Years**

(21) Appl. No.: **29/574,933**

(22) Filed: **Aug. 19, 2016**

Related U.S. Application Data

(62) Division of application No. 29/500,081, filed on Aug. 21, 2014, now Pat. No. Des. 765,200.

(51) **LOC (10) Cl.** **21-02**

(52) **U.S. Cl.**
USPC **D21/803**

(58) **Field of Classification Search**
USPC D21/769-770, 801, 803, 809; 114/253, 114/345-346; 441/35, 66, 74, 40-42, 441/129-132; 472/128-129; D12/5, 6, D12/316; D6/392, 595, 596, 601, 604, D6/605
CPC B63B 35/76; B63B 35/74; A61H 37/005
See application file for complete search history.

(56) **References Cited**

U.S. PATENT DOCUMENTS

D282,126 S * 1/1986 Hopfer D6/334
D289,075 S 3/1987 Wolfe
D293,012 S 12/1987 Storey et al.
D315,189 S * 3/1991 Thomas D21/809

D315,774 S * 3/1991 Thomas D21/809
D366,161 S 1/1996 Arcouette
D371,252 S 7/1996 Chaput
D384,721 S 10/1997 Peterson
D401,455 S * 11/1998 Pate D6/716.5
D406,299 S 3/1999 Huston
D416,063 S 11/1999 Scheurer et al.
D429,592 S 8/2000 Dohan
D437,283 S 2/2001 Peterson
D465,540 S 11/2002 Peterson
D485,593 S 1/2004 Muci
6,971,936 B2 12/2005 Le Gette et al.

(Continued)

Primary Examiner — Zenia Bennett

(74) *Attorney, Agent, or Firm* — Cooley LLP

(57) **CLAIM**

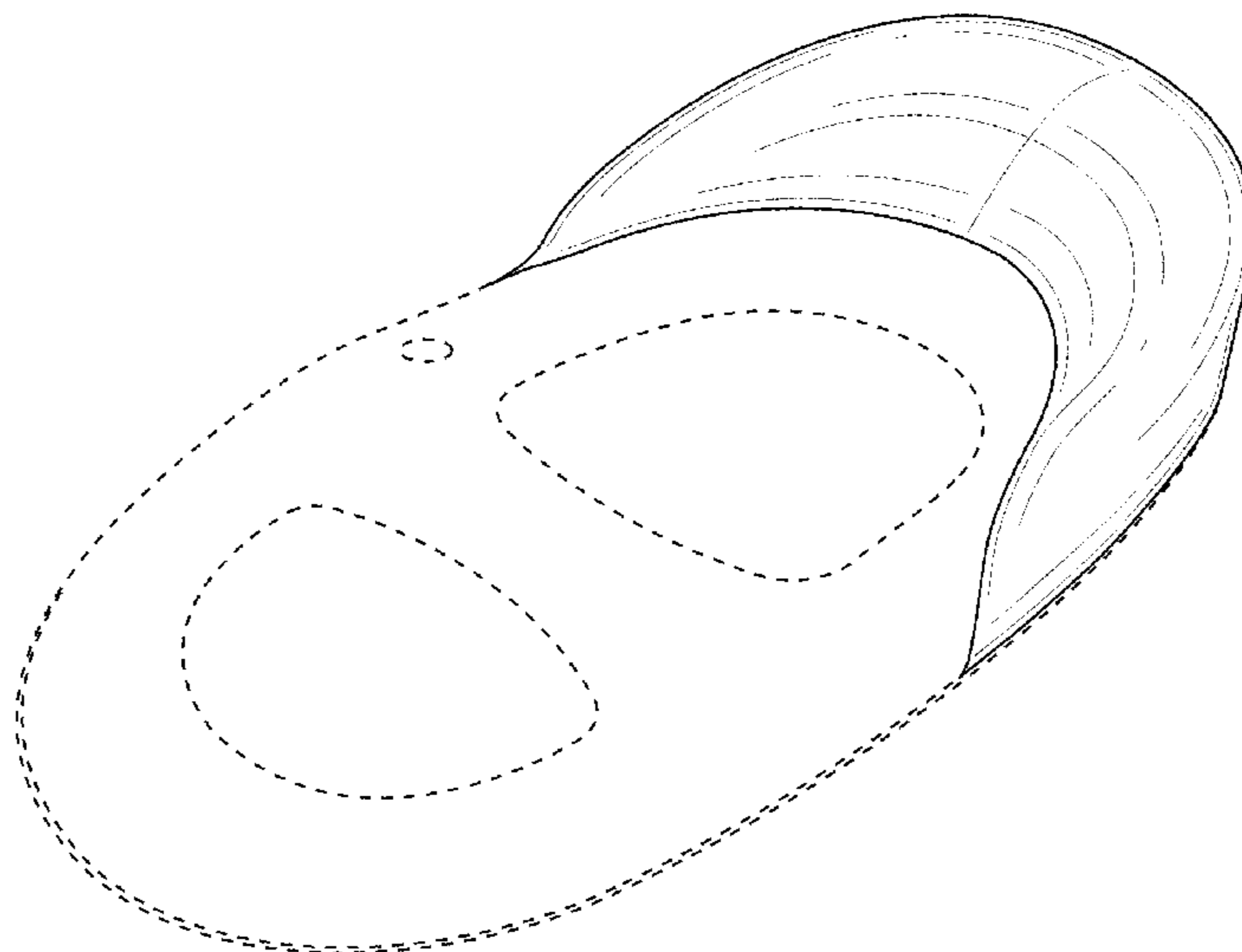
The ornamental design for a collapsible flotation device with back support, as shown and described.

DESCRIPTION

FIG. 1 is a front perspective view of a collapsible flotation device with back support, according to an embodiment; FIG. 2 is a top view of the collapsible flotation device with back support illustrated in FIG. 1; FIG. 3 is a bottom view of the collapsible flotation device with back support illustrated in FIG. 1; FIG. 4 is a left side view of the collapsible flotation device with back support illustrated in FIG. 1; FIG. 5 is a right side view of the collapsible flotation device with back support illustrated in FIG. 1; FIG. 6 is a rear view of the collapsible flotation device with back support illustrated in FIG. 1; and, FIG. 7 is a front view of the collapsible flotation device with back support illustrated in FIG. 1.

The broken lines are directed to environment and are for illustrative purposes only and form no part of the claimed design. The thin solid lines illustrate surface contour and form no part of the claimed design.

1 Claim, 7 Drawing Sheets



(56)

References Cited

U.S. PATENT DOCUMENTS

D513,915 S *	1/2006	Jacklin	D21/809
D561,405 S	2/2008	Kalatsky	
D571,429 S	6/2008	Roberts	
D610,216 S	2/2010	Le Gette et al.	
D702,789 S	4/2014	Berenson et al.	
D719,630 S	12/2014	Berenson et al.	
D727,069 S *	4/2015	Ahroon	D3/295
D765,200 S	8/2016	Gershon	

* cited by examiner

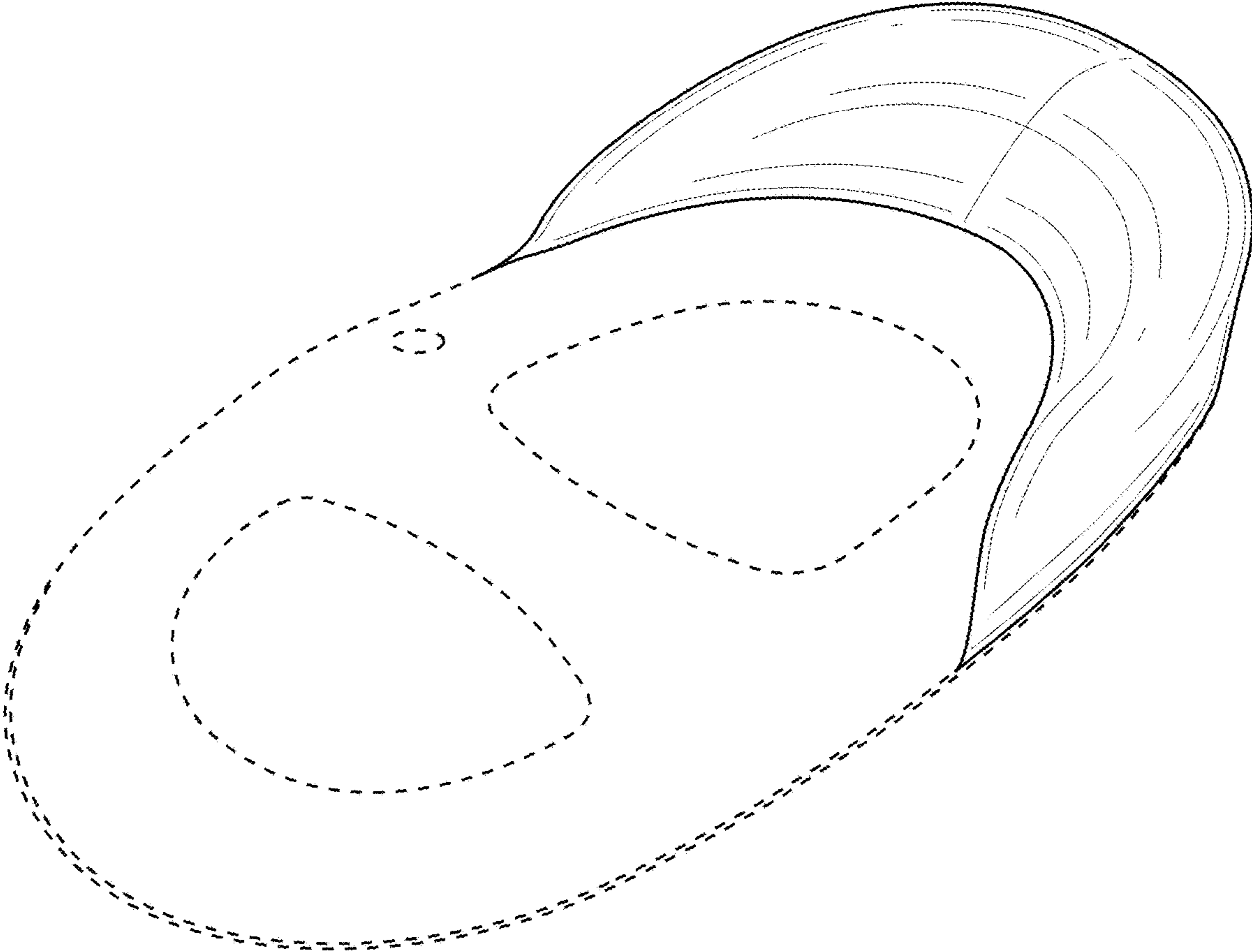


FIG. 1

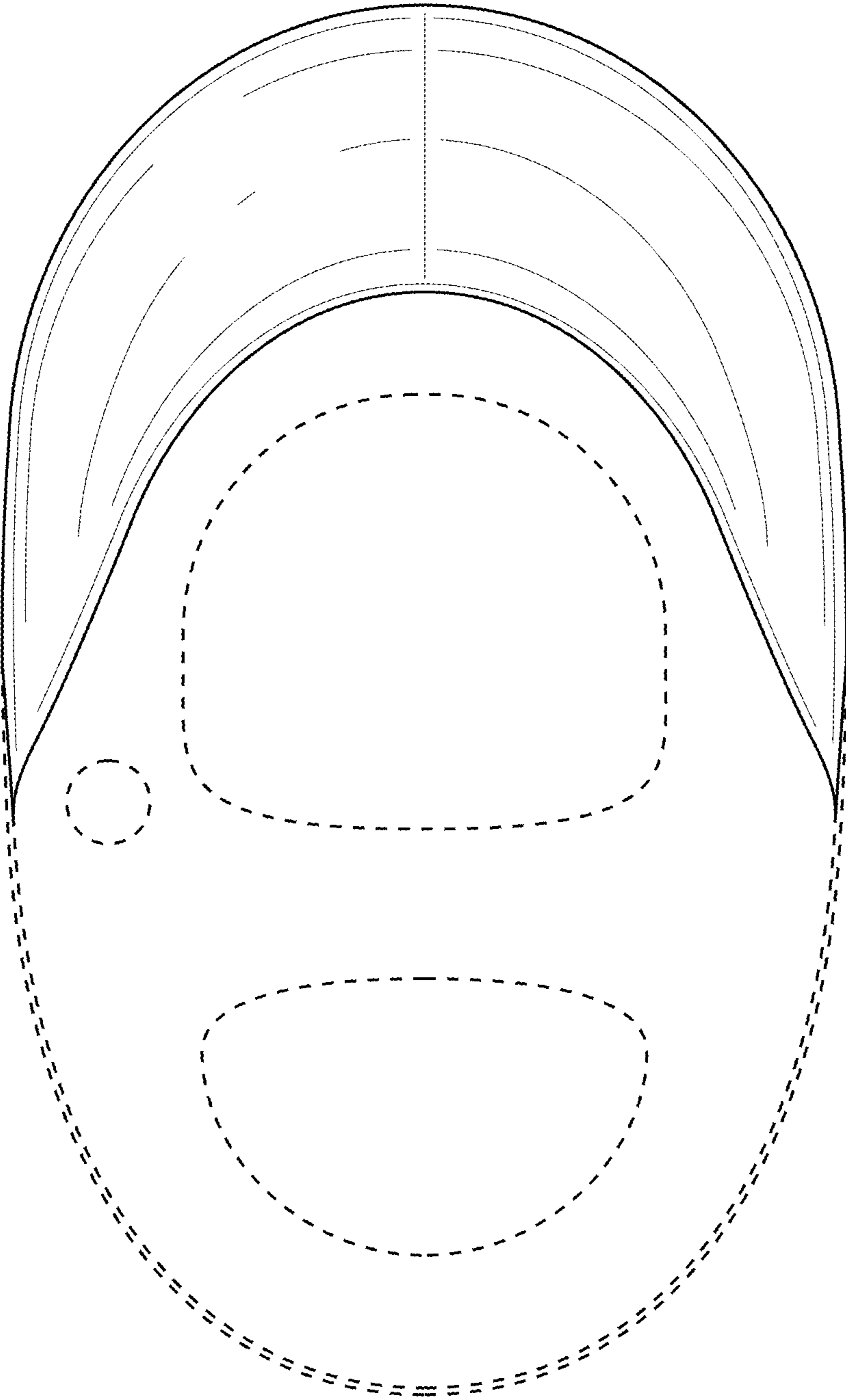


FIG. 2

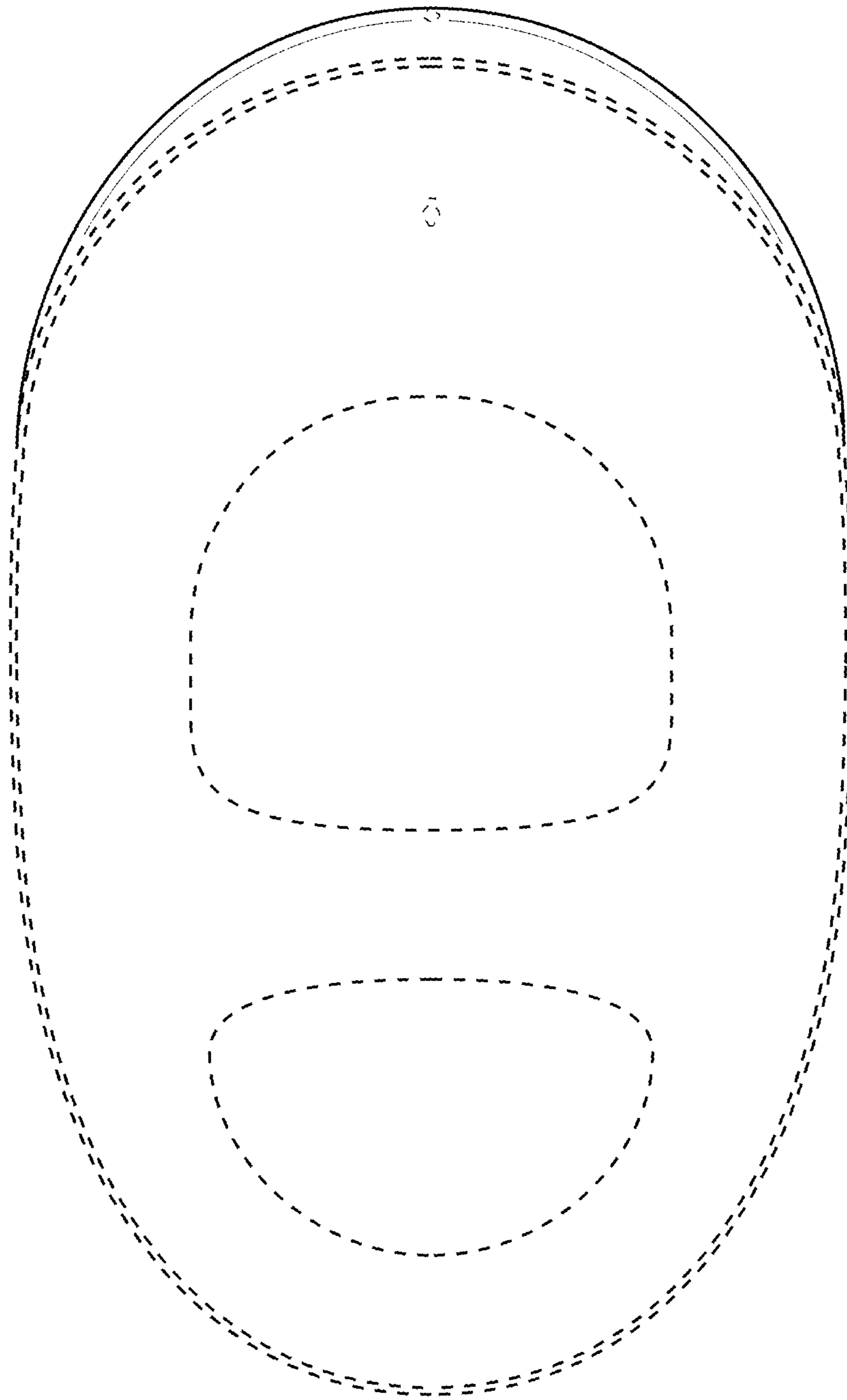


FIG. 3

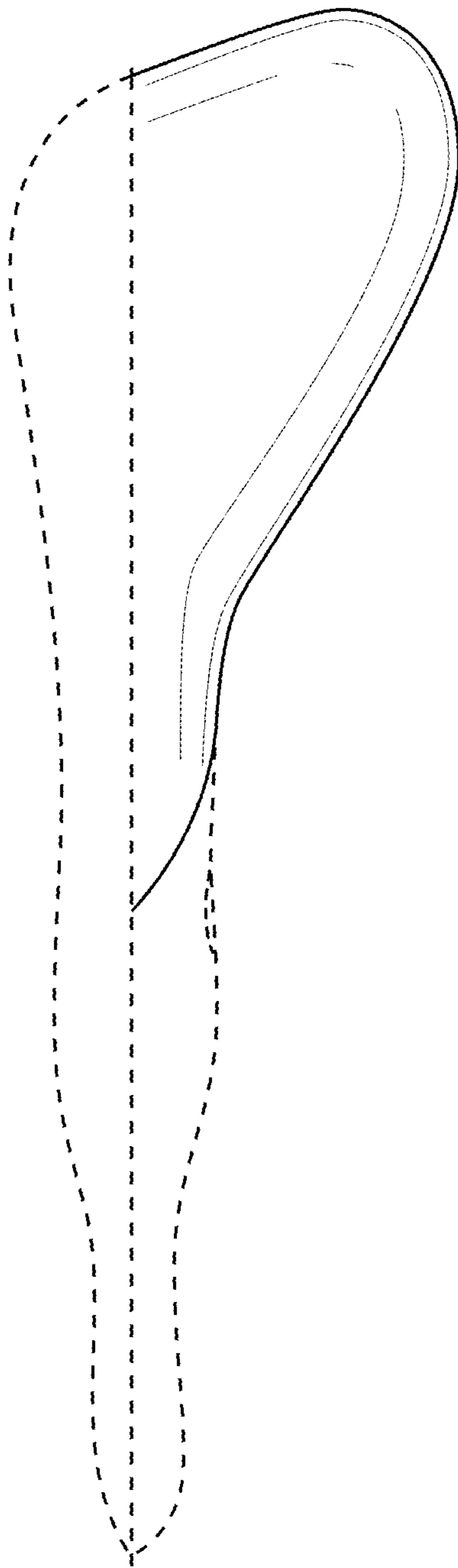


FIG. 4

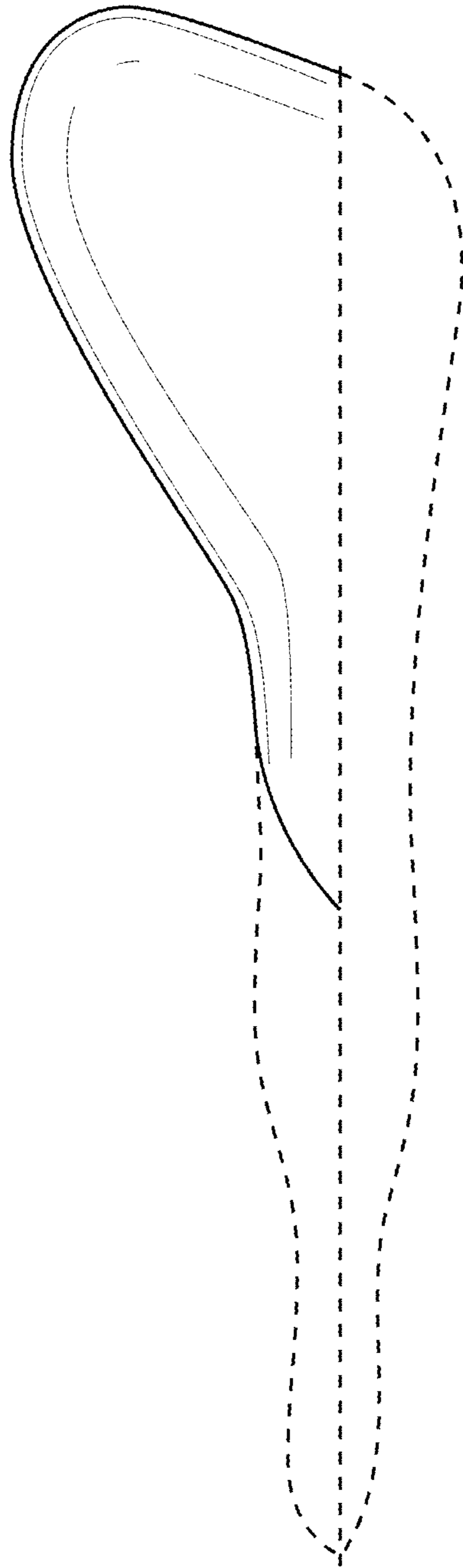


FIG. 5

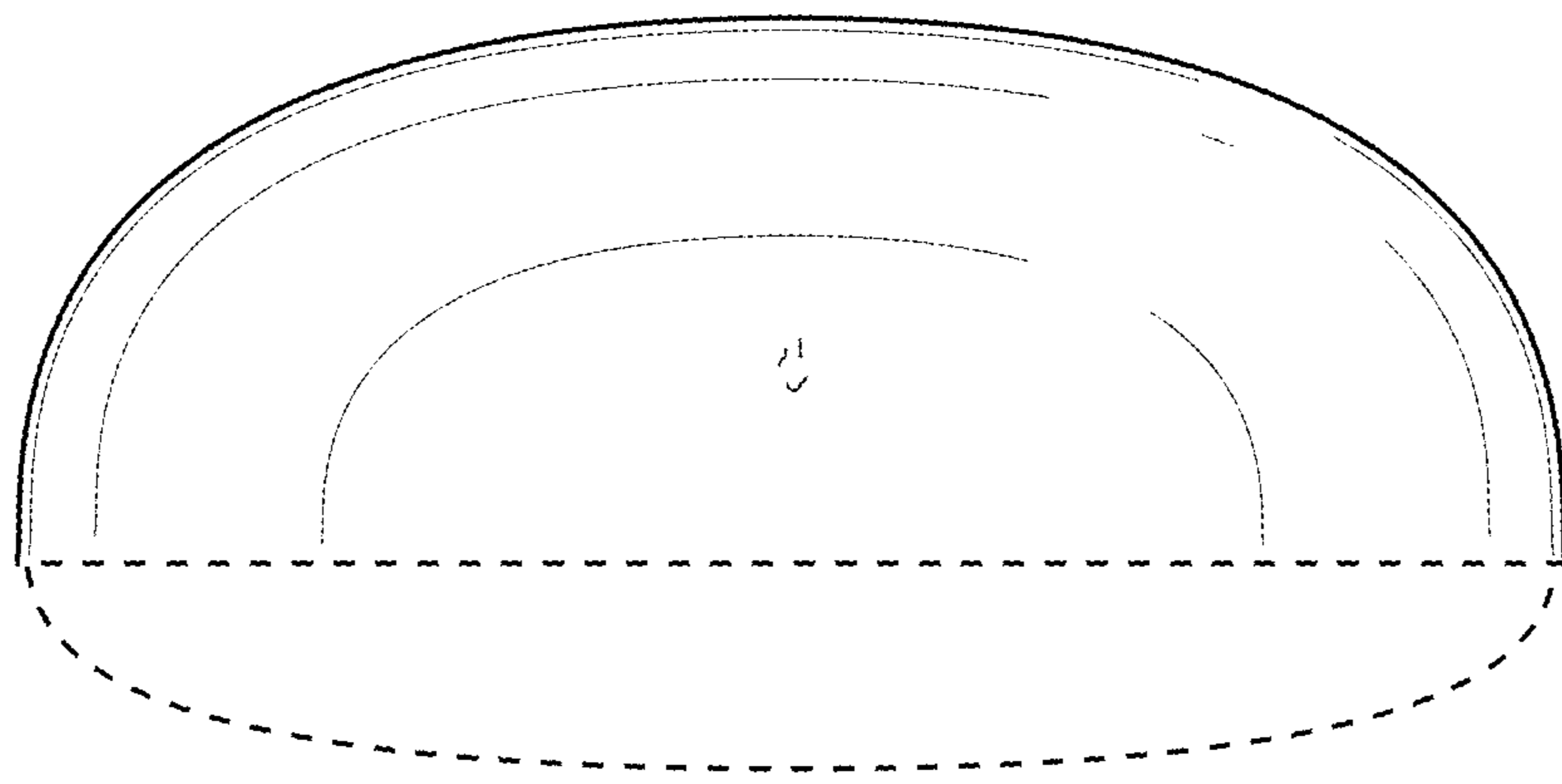


FIG. 6

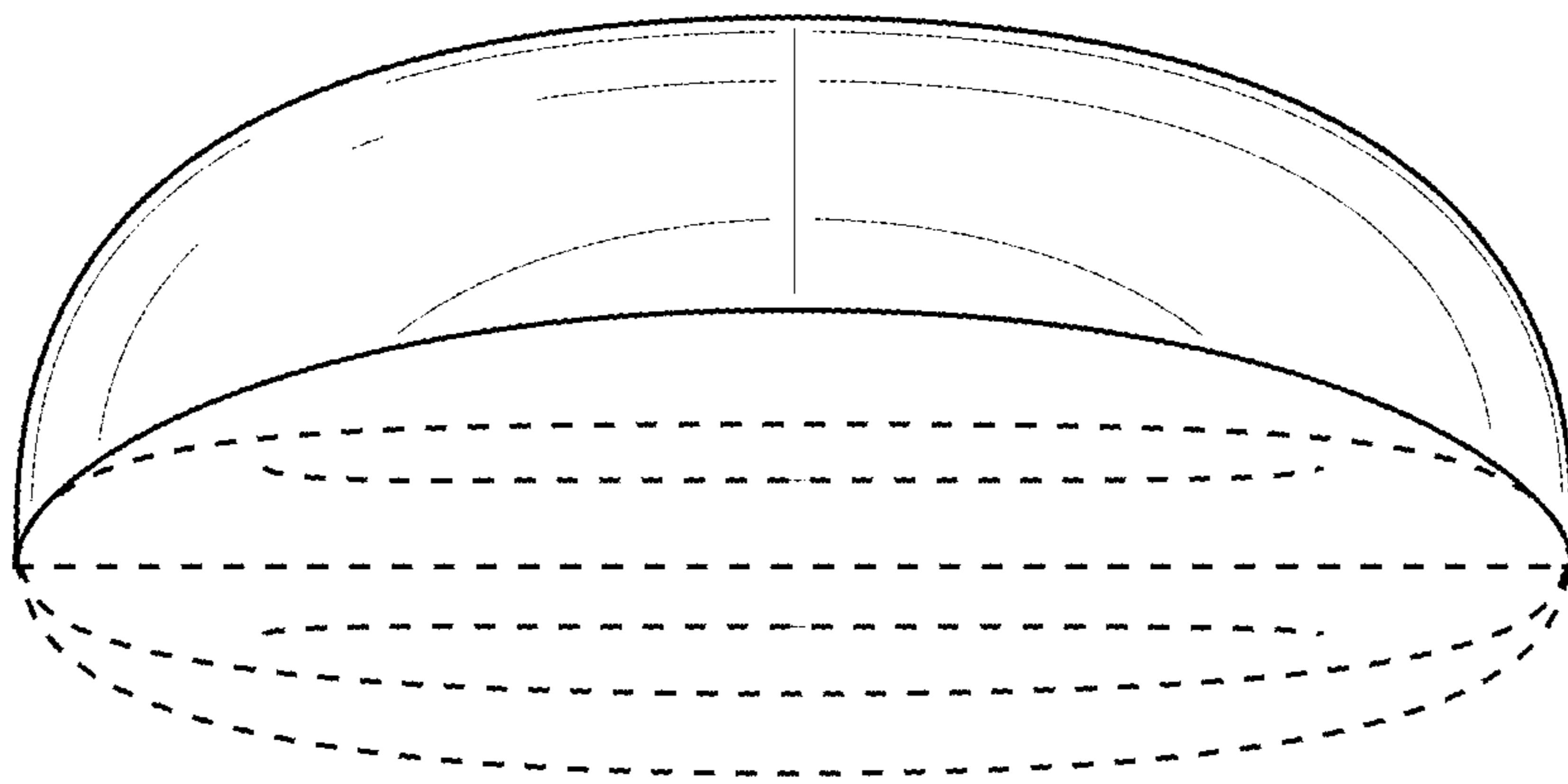


FIG. 7