

US00D806196S

(12) **United States Design Patent** (10) **Patent No.:** **US D806,196 S**  
**Hoffmann et al.** (45) **Date of Patent:** **\*\* Dec. 26, 2017**

(54) **PERSONAL POOL**

(71) Applicant: **Dianne Hoffmann**, Maple Glen, PA (US)

(72) Inventors: **Dianne Hoffmann**, Maple Glen, PA (US); **Mark D. Kuhn, IV**, Yardley, PA (US); **Luc Tenthorey**, Durham, CT (US); **John Halko, IV**, New Hope, PA (US)

(\*\*) Term: **15 Years**

(21) Appl. No.: **29/542,702**

(22) Filed: **Oct. 16, 2015**

**Related U.S. Application Data**

(63) Continuation of application No. 14/814,535, filed on Jul. 31, 2015, now Pat. No. 9,215,936.

(51) **LOC (10) Cl.** ..... **21-02**

(52) **U.S. Cl.**  
USPC ..... **D21/803**

(58) **Field of Classification Search**

USPC ..... D21/769–770, 801, 803, 809; D12/5, 6, D12/316; D6/392, 595, 596, 601, 604, D6/605

CPC ..... B63B 35/58; B63B 35/73; B63B 35/76; B63B 35/79; B63B 35/83; B63B 35/02; B63B 35/56; B63B 35/60; A63G 31/00; A63H 23/10

See application file for complete search history.

(56) **References Cited**

**U.S. PATENT DOCUMENTS**

3,969,776 A	7/1976	Gildea
4,230,364 A	10/1980	Parker
4,236,259 A	12/1980	Wendt
4,521,926 A	6/1985	Kuether
4,561,135 A	12/1985	Adriaansen

4,734,944 A	4/1988	O'Brien
4,738,486 A	4/1988	Surber
4,837,869 A	6/1989	Simmon
5,004,296 A	4/1991	Ziegenfuss, Jr.
5,228,148 A	7/1993	Weir
5,307,527 A	5/1994	Schober
D351,740 S	10/1994	Tesmer
D404,104 S	1/1999	Scheurer et al.
D407,130 S	3/1999	Scheurer et al.
D407,131 S	3/1999	Scheurer et al.
D416,063 S	11/1999	Scheurer et al.
6,045,423 A	4/2000	Silvia
6,311,343 B1	11/2001	Wisniewski
6,637,045 B1	10/2003	Larsen
D487,988 S	4/2004	Hutton
D490,995 S	6/2004	Hutton

(Continued)

*Primary Examiner* — Zenia Bennett

(74) *Attorney, Agent, or Firm* — Joseph E. Maenner; Maenner & Associates, LLC

(57) **CLAIM**

The ornamental design for a personal pool, as shown and described herein.

**DESCRIPTION**

FIG. 1 shows a perspective view of a personal chair according to a first exemplary embodiment of the present invention;

FIG. 2 shows a left side elevational view of the personal chair shown in FIG. 1, the right side elevational view being a mirror image thereof;

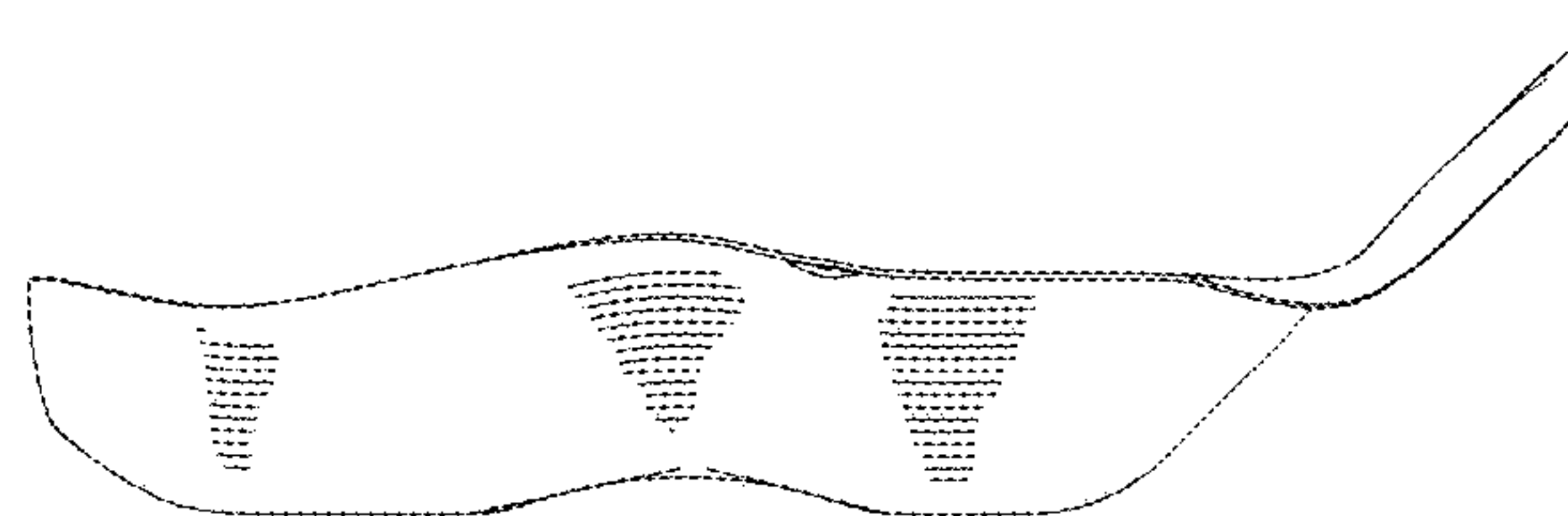
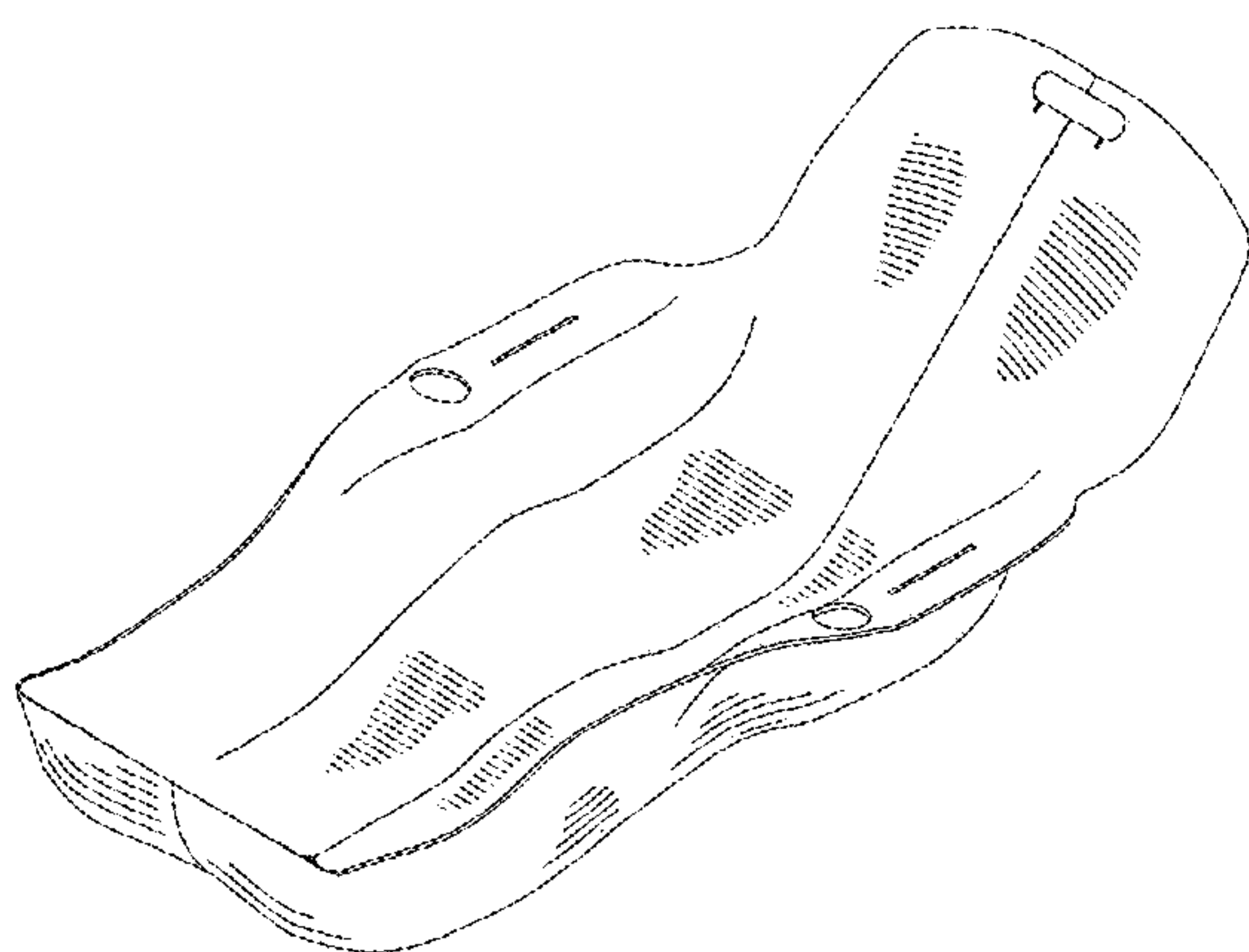
FIG. 3 is a top plan view of the personal chair shown in FIG. 1;

FIG. 4 is a bottom plan view of the personal chair shown in FIG. 1;

FIG. 5 is a front elevational view of the personal chair shown in FIG. 1; and,

FIG. 6 is a rear elevational view of the personal chair shown in FIG. 1.

**1 Claim, 3 Drawing Sheets**



(56)

**References Cited**

## U.S. PATENT DOCUMENTS

6,783,181	B2	8/2004	Scheurer et al.	
D513,915	S *	1/2006	Jacklin .....	D21/809
7,025,418	B1	4/2006	Hackal	
7,182,401	B2	2/2007	Scheurer et al.	
7,571,965	B1	8/2009	Perry	
7,727,038	B2 *	6/2010	Le Gette .....	A47C 15/006 441/129
D665,865	S *	8/2012	Goolie .....	D21/604
8,240,760	B2	8/2012	Scheurer et al.	
8,459,736	B1	6/2013	Begley, Jr.	
D702,789	S *	4/2014	Berenson .....	D21/803
D711,488	S *	8/2014	Lau .....	D21/803
D719,630	S *	12/2014	Berenson .....	D21/803
D752,168	S *	3/2016	Yan .....	D21/803
D765,200	S *	8/2016	Gershon .....	D21/803
D766,393	S *	9/2016	Lau .....	D21/803
2003/0160491	A1	8/2003	Scheurer et al.	
2008/0092285	A1	4/2008	Petersen	
2010/0038938	A1	2/2010	Feinstein	
2011/0099708	A1	5/2011	Freedman	
2012/0012144	A1	1/2012	Cebular	
2012/0233767	A1	9/2012	Liu	
2013/0031712	A1	2/2013	Gossett et al.	
2013/0049413	A1	2/2013	Devaney	

\* cited by examiner

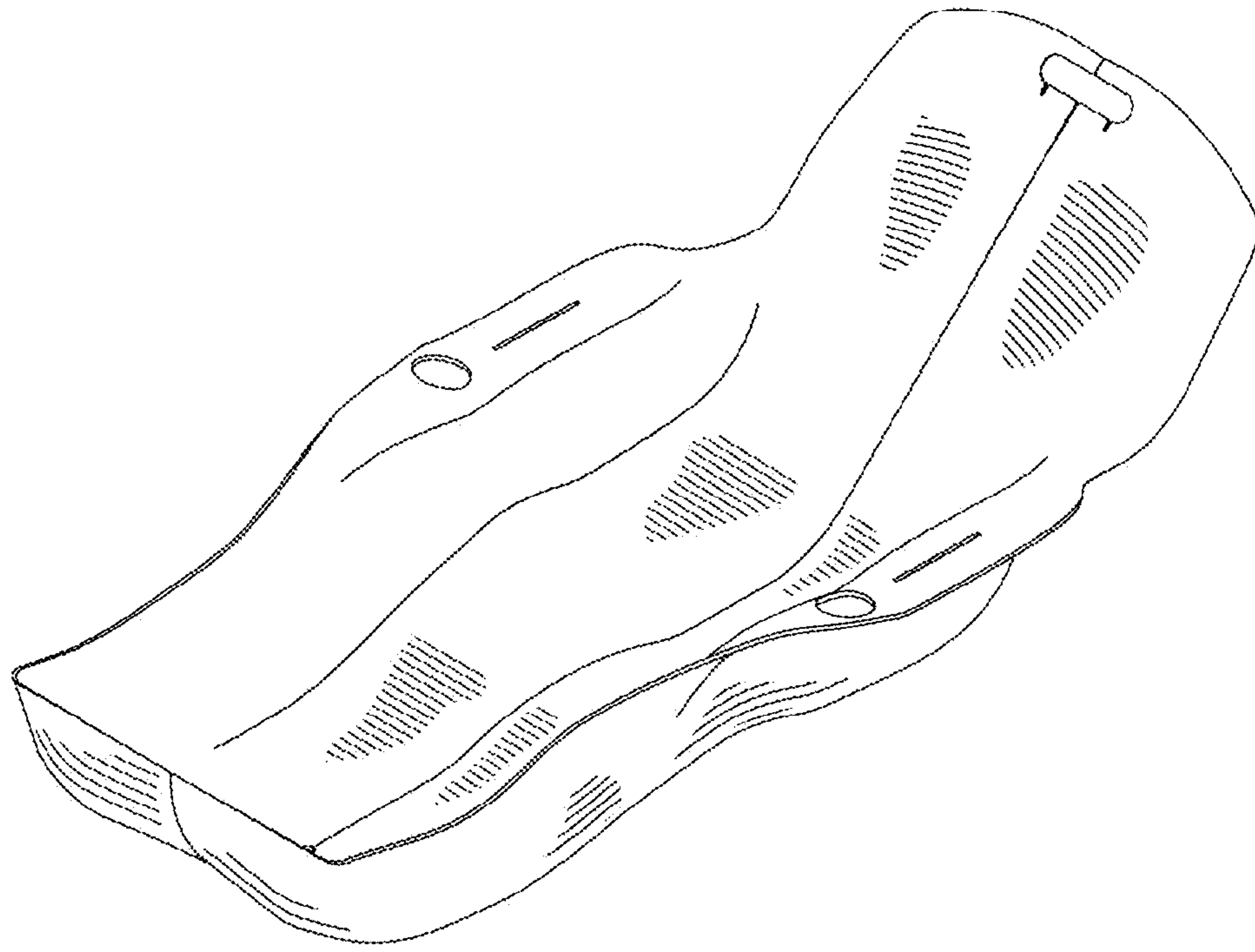


FIG. 1

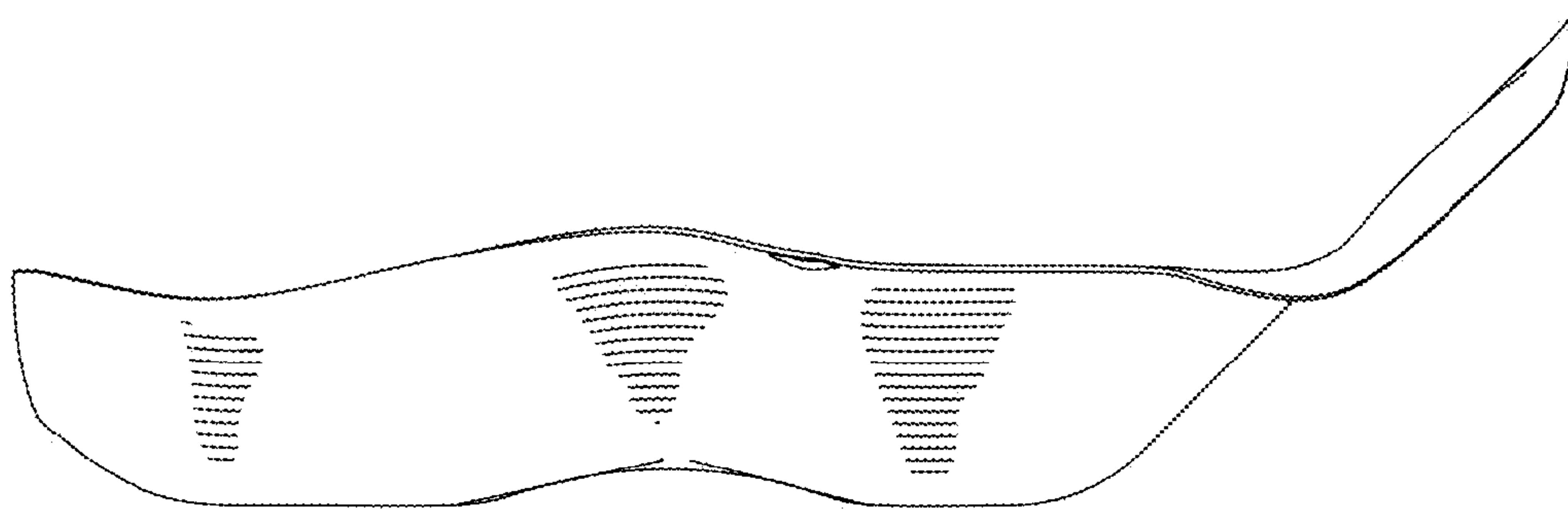


FIG. 2

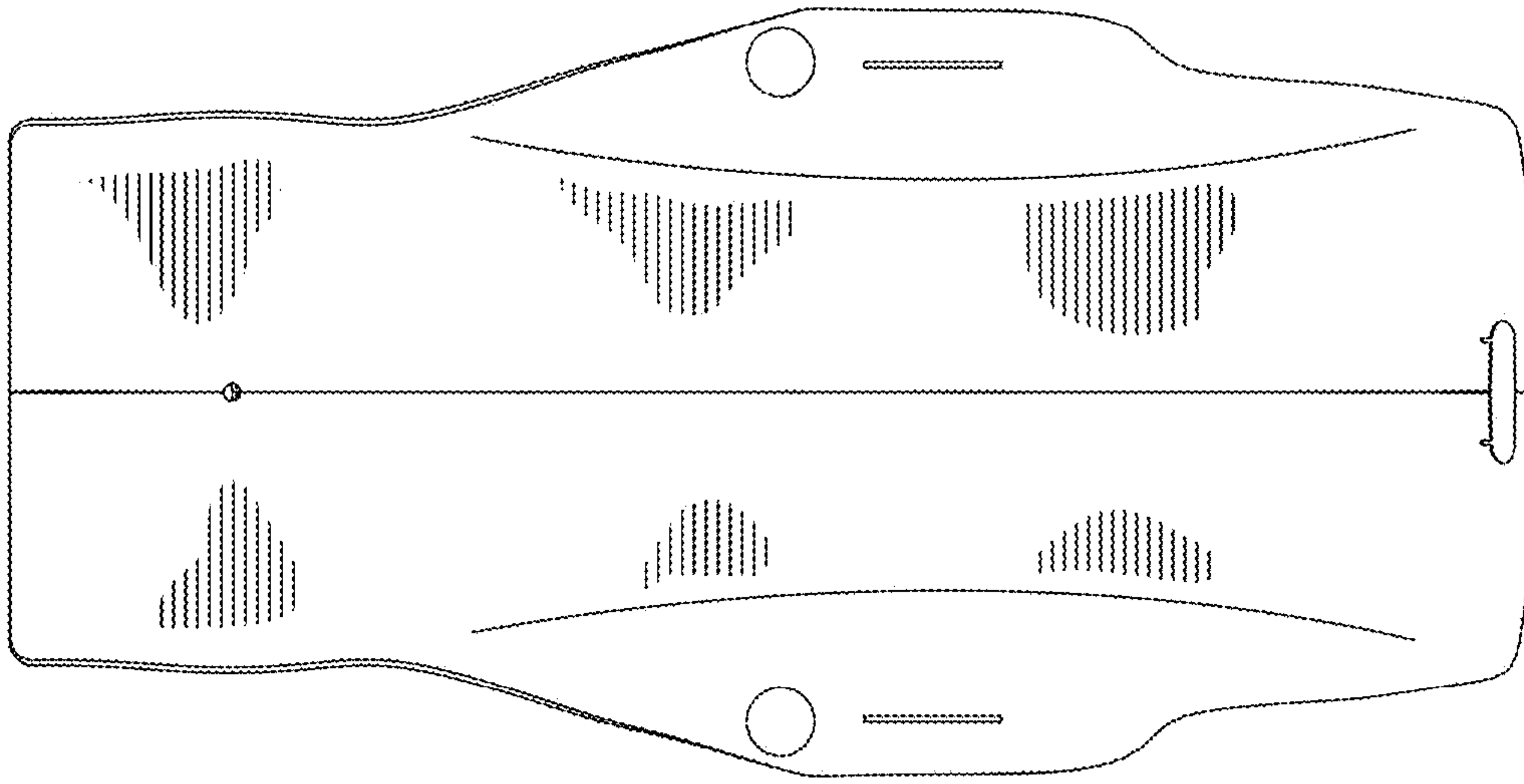


FIG. 3

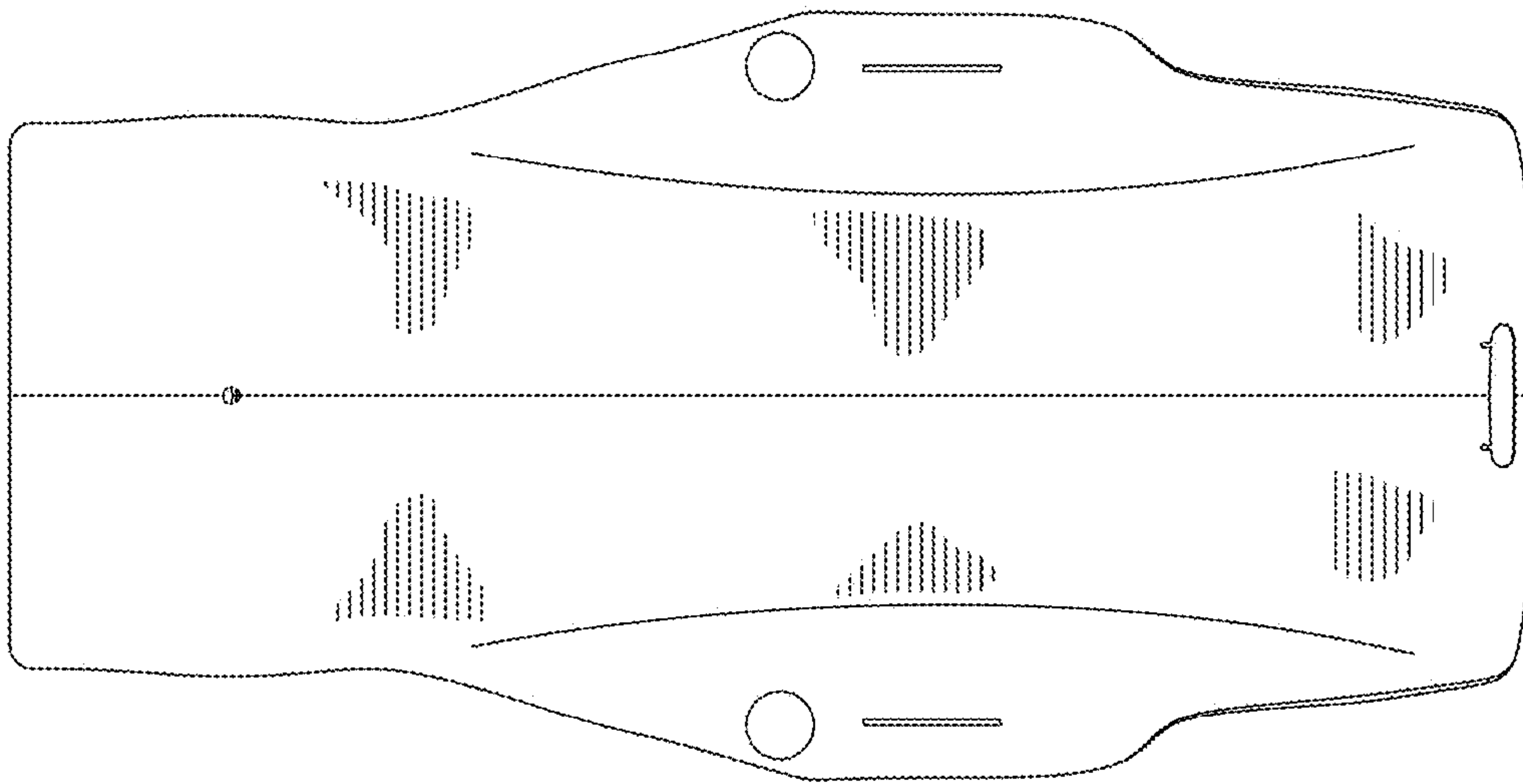


FIG. 4

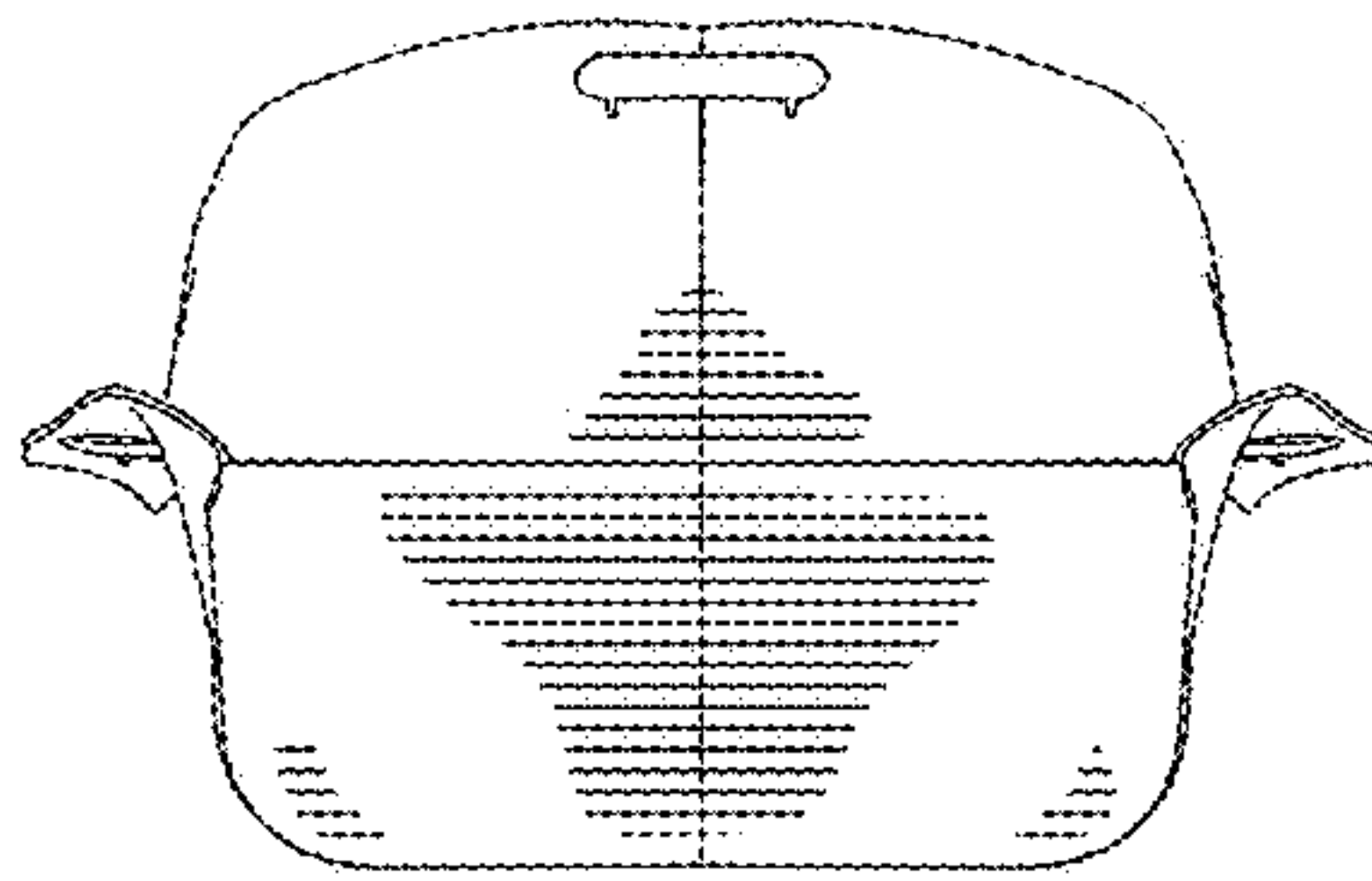


FIG. 5

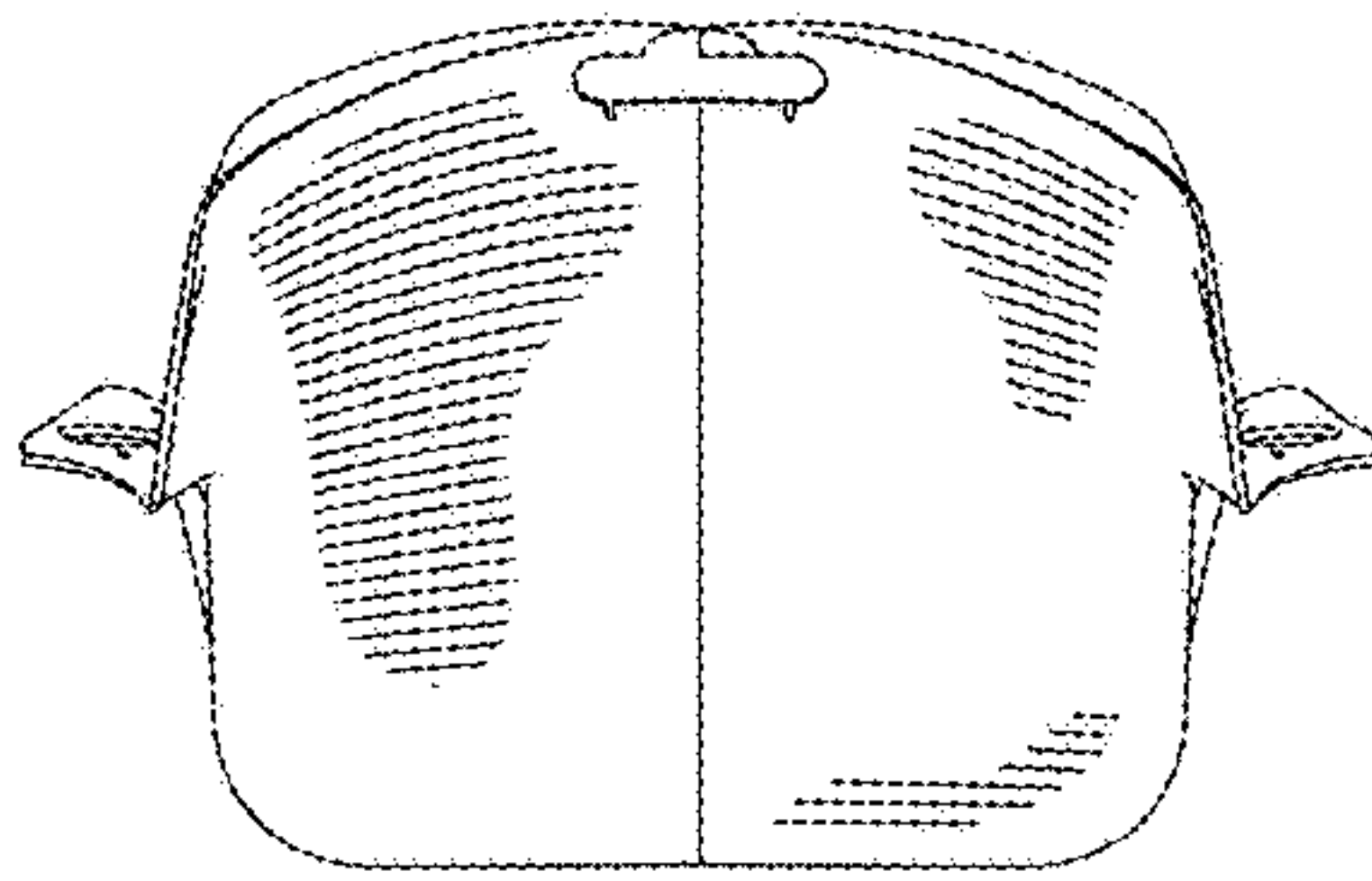


FIG. 6