



US00D806195S

(12) **United States Design Patent**  
**Zaring**

(10) **Patent No.:** **US D806,195 S**  
(45) **Date of Patent:** **\*\* Dec. 26, 2017**

(54) **STANDUP PADDLE-BOARD SKATEBOARD**

D698,881 S \* 2/2014 Hamborg ..... D21/765  
D705,372 S \* 5/2014 Harris ..... D21/765  
D770,585 S \* 11/2016 Desberg ..... D21/765

(71) Applicant: **Keith Zaring**, Centennial, CO (US)

(72) Inventor: **Keith Zaring**, Centennial, CO (US)

(73) Assignee: **AKZ PADDLE COMPANY, INC.**,  
Centennial, CO (US)

(\*\*) Term: **15 Years**

(21) Appl. No.: **29/571,313**

(22) Filed: **Jul. 17, 2016**

(51) **LOC (10) Cl.** ..... **21-02**

(52) **U.S. Cl.**  
USPC ..... **D21/765**

(58) **Field of Classification Search**  
USPC ..... D21/419, 421, 423, 426, 760, 765, 766,  
D21/769, 771, 776, 803; 280/7.14,  
280/11.115, 11.19, 11.27, 11.28, 14.21,  
280/87.01, 87.021, 87.03, 87.041, 87.042,  
280/607, 608, 609, 809; 180/180, 181;  
434/247, 253, 258

CPC ..... A63C 17/01; A63C 17/011; A63C 17/012;  
A63C 17/014; A63C 17/015; A63C  
17/02; A63C 17/26; A63C 5/003; A63B  
69/0022; B60Q 1/326; B62K 3/001

See application file for complete search history.

(56) **References Cited**

**U.S. PATENT DOCUMENTS**

4,060,253 A 11/1977 Oldendorf  
D252,346 S \* 7/1979 Solheim ..... D21/765  
D302,576 S \* 8/1989 Woods ..... D21/765  
D478,643 S 8/2003 Langford et al.  
D564,613 S \* 3/2008 Hamborg ..... D21/765

**OTHER PUBLICATIONS**

Loaded Boards; <https://www.silverfishlongboarding.com/gear-reviews/longboard/loaded-longboards/loaded-fish> Loaded Fish Longboard. Datasheet [online]. Silverfish Longboarding, Jan. 6, 2015 [retrieved on Jan. 19, 2017] Retrieved from the internet: <URL: [www.silverfishlongboarding.com/gear-reviews/longboard/loaded-longboards/loaded-fish](http://www.silverfishlongboarding.com/gear-reviews/longboard/loaded-longboards/loaded-fish)>.

\* cited by examiner

*Primary Examiner* — Cynthia M Chin

(74) *Attorney, Agent, or Firm* — Rocky Mountain Patent, LLC

(57) **CLAIM**

The ornamental design for a standup paddle-board skateboard, as shown and described.

**DESCRIPTION**

FIG. 1. A top plan view of the standup paddle-board skateboard.

FIG. 2. A bottom plan view of the standup paddle-board skateboard.

FIG. 3. A first side perspective view of the standup paddle-board skateboard.

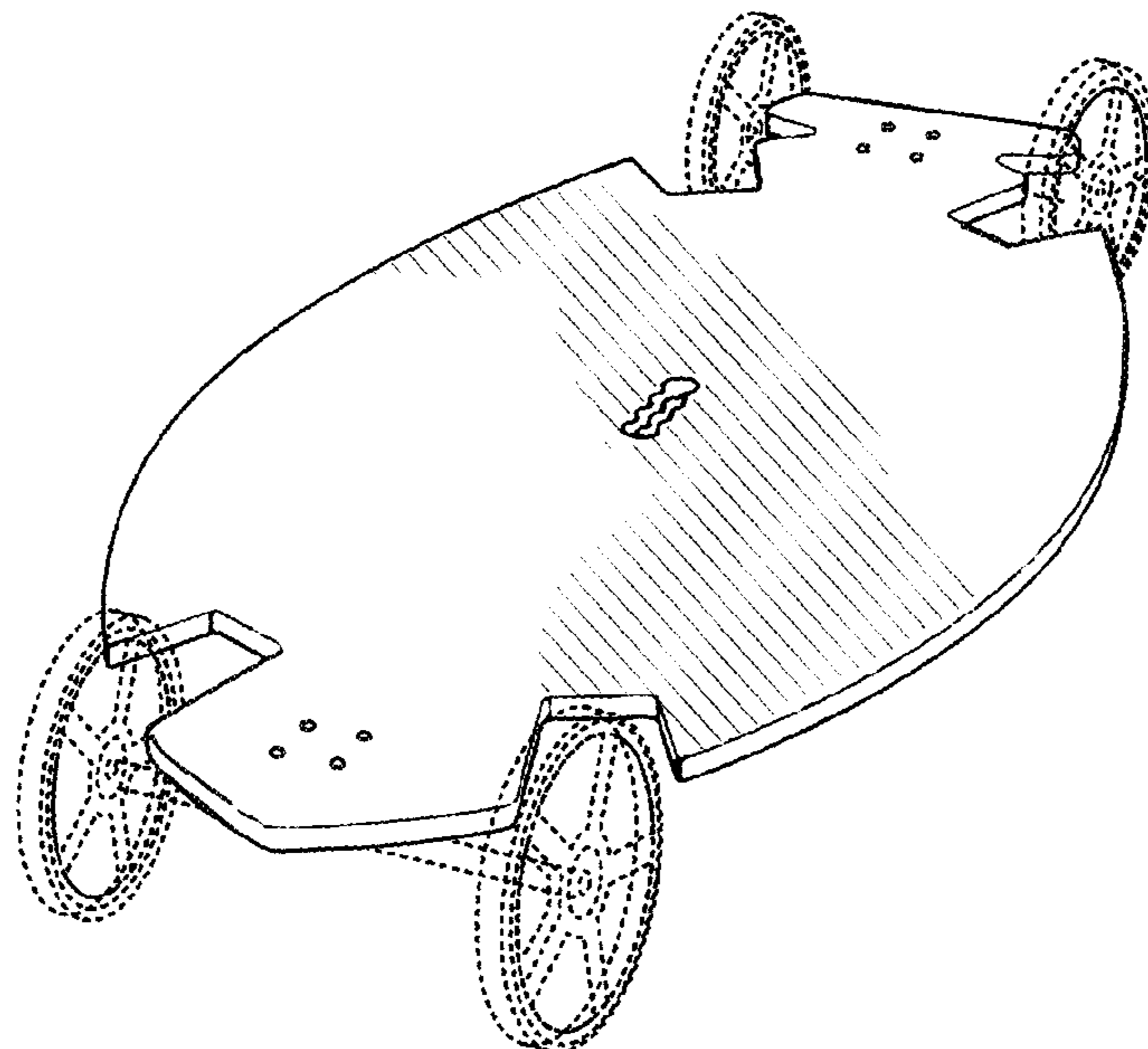
FIG. 4. A second side perspective view of the standup paddle-board skateboard.

FIG. 5. A first front perspective view of the paddle-board skateboard; and,

FIG. 6. A second front perspective view of the standup paddle-board skateboard.

The broken lines are for the purpose of illustrating portions of the article that form no part of the claim.

**1 Claim, 2 Drawing Sheets**



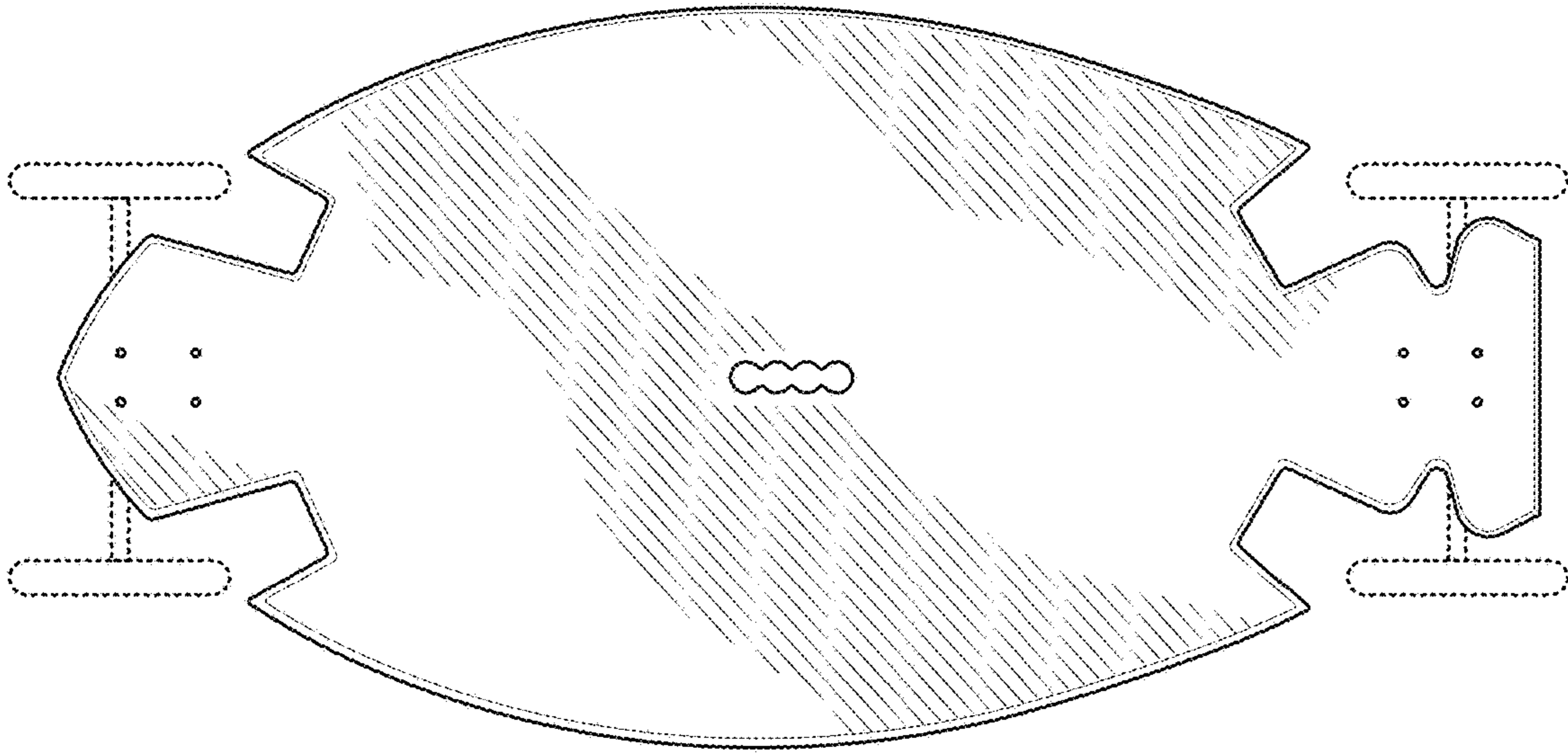


FIG. 1

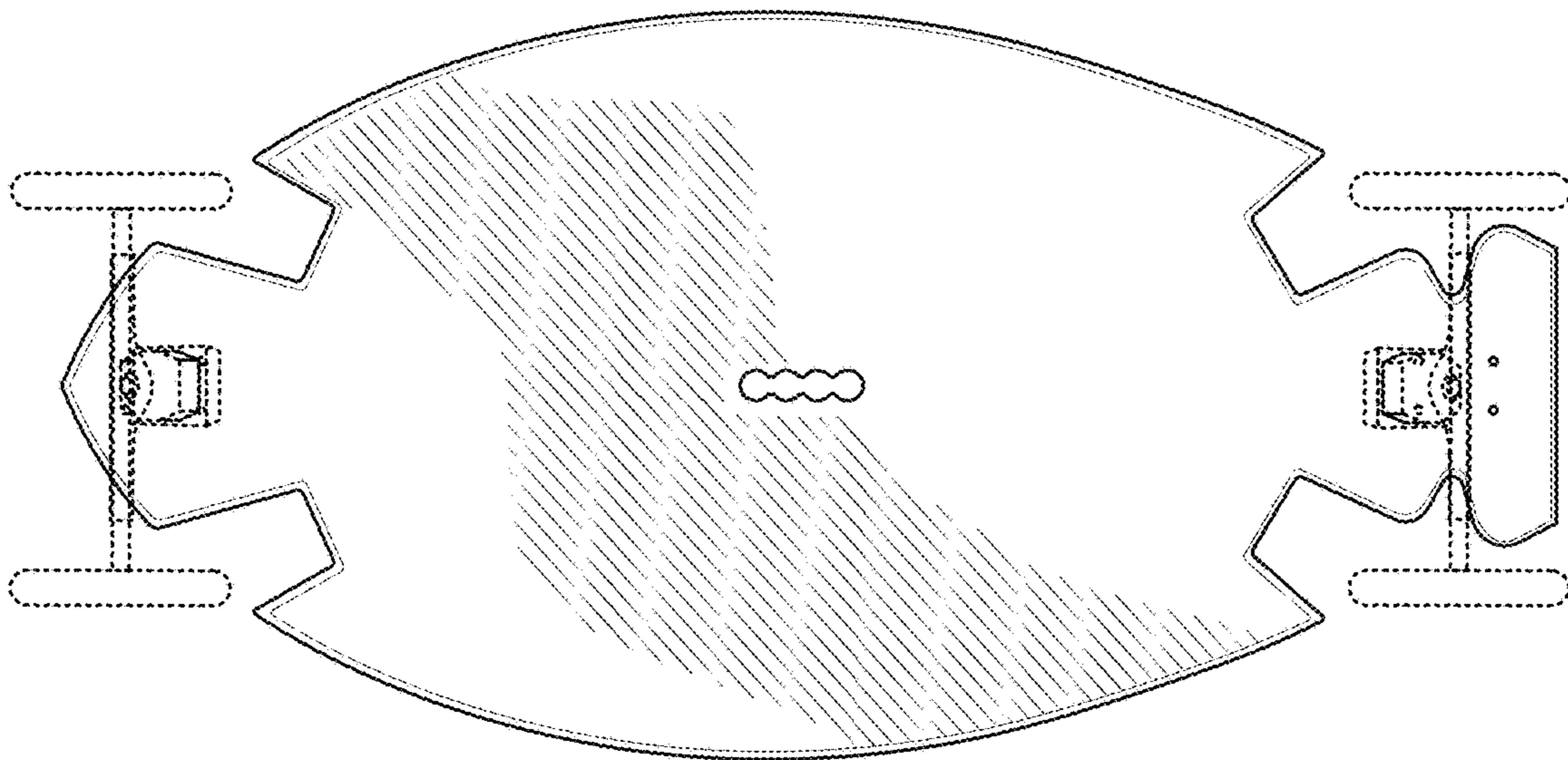


FIG. 2

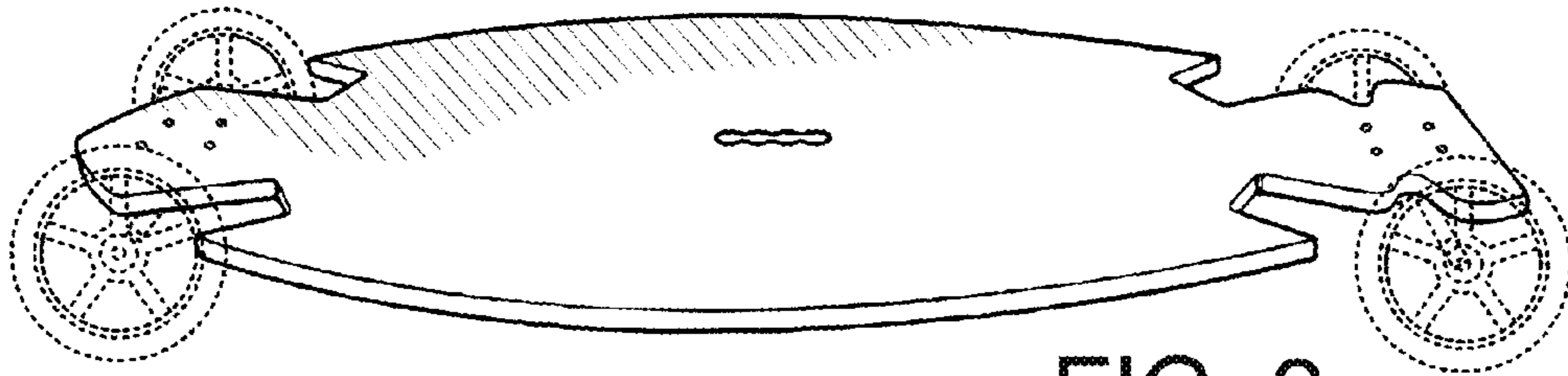


FIG. 3

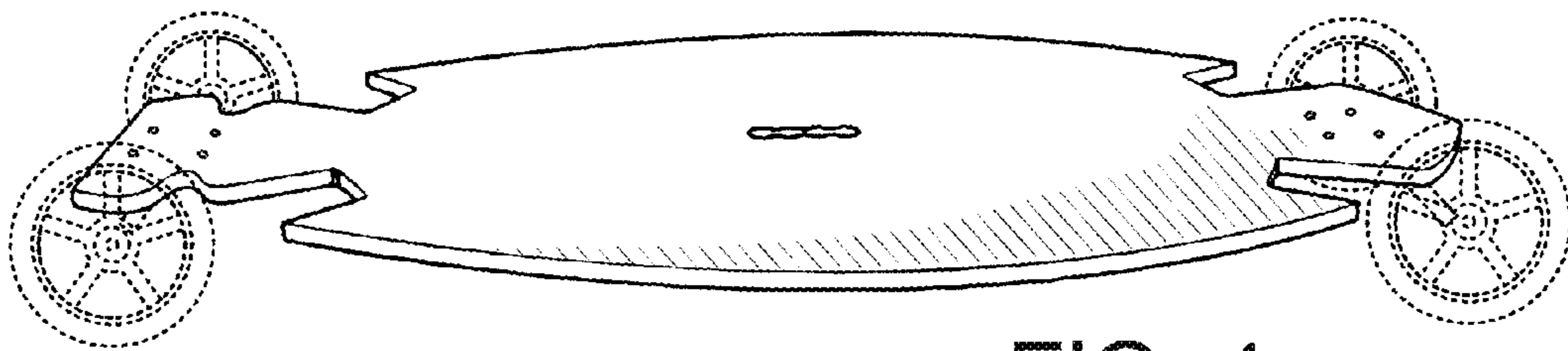


FIG. 4

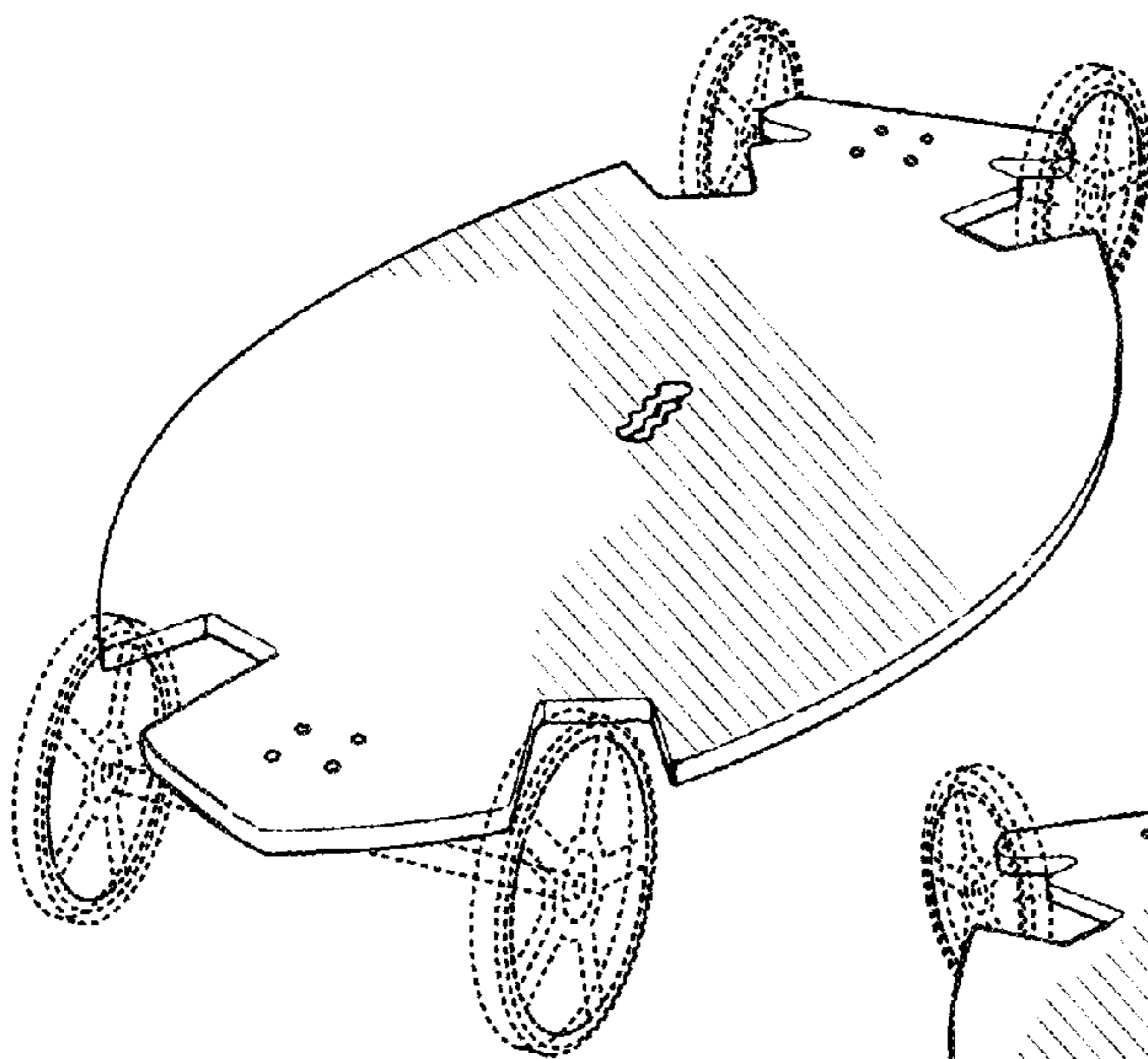


FIG. 5

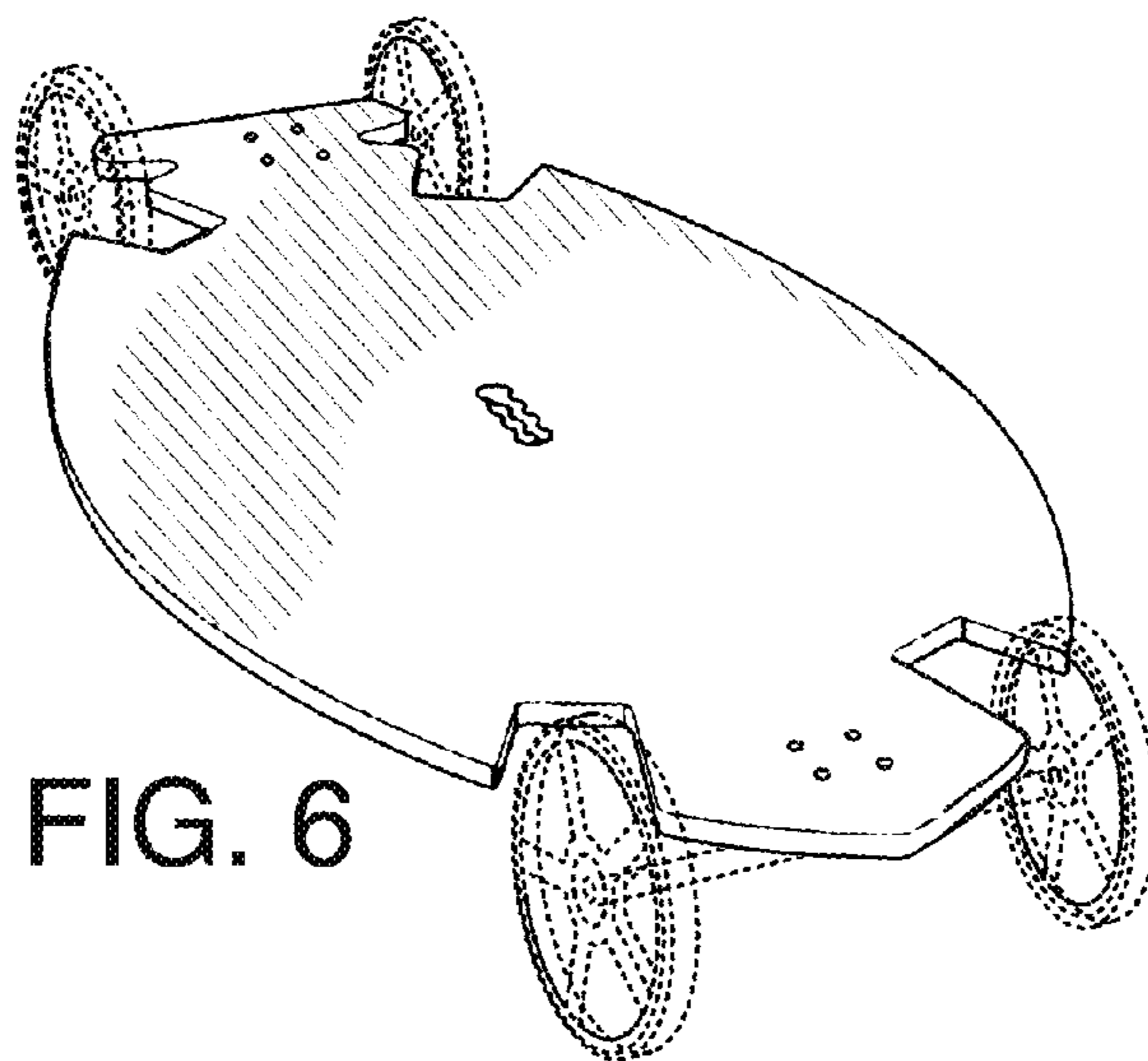


FIG. 6