



US00D806186S

(12) **United States Design Patent**
Catania

(10) **Patent No.:** **US D806,186 S**

(45) **Date of Patent:** **** Dec. 26, 2017**

(54) **EXERCISE BAG**

(71) Applicant: **Charles Dominic Catania**, Escondido,
CA (US)

(72) Inventor: **Charles Dominic Catania**, Escondido,
CA (US)

(**) Term: **15 Years**

(21) Appl. No.: **29/574,583**

(22) Filed: **Aug. 17, 2016**

(51) **LOC (10) Cl.** **21-02**

(52) **U.S. Cl.**
USPC **D21/680**

(58) **Field of Classification Search**
USPC 482/123, 121, 93, 105, 104, 106, 108,
482/100, 83, 87, 88, 126, 130, 133, 142,
482/904; D21/801, 803, 760, 662, 683,
D21/680, 798, 682, 686; 441/66, 67,
441/131; D12/316, 202; 224/576, 153,
224/148.2, 148.7, 580, 583, 645, 655,
224/631, 628, 633, 637; 2/102; D3/216,
D3/254, 201, 274; D34/28; D8/499
CPC A63B 21/0552; A63B 21/0442; A63B
21/0557; A63B 23/03575; A63B 21/4035;
Y10S 482/904

See application file for complete search history.

(56) **References Cited**

U.S. PATENT DOCUMENTS

D262,690	S	*	1/1982	Berry	D8/499
D368,125	S	*	3/1996	Wiseman	D21/682
D372,858	S	*	8/1996	Sunley	383/25
5,584,599	A	*	12/1996	Knittel	E02B 3/127
						383/18
6,149,555	A	*	11/2000	Kinback	A63B 21/0603
						383/10
6,258,013	B1	*	7/2001	Dabney	A63B 24/0021
						482/83

D532,574	S	*	11/2006	Clark	D34/28
D615,137	S	*	5/2010	Ivanov	D21/680
D669,954	S	*	10/2012	Rovere	D21/798
D685,440	S	*	7/2013	Tuttle	D21/680
D726,842	S	*	4/2015	Ross	D21/680
D738,444	S	*	9/2015	Hilson	D21/662
9,387,356	B2	*	7/2016	Jaidar	A63B 21/072
2012/0058863	A1	*	3/2012	Brizard	A63B 21/0004
						482/93

OTHER PUBLICATIONS

Unfilled sandbag by yoga accessories dated May 19, 2015. Found online [Jun. 15, 2017] https://www.yogaaccessories.com/unfilled-sandbag-for-yoga-and-pilates.html?gclid=CjwKEAjw4IjKBRDr6p752cCUm3kSJAC-eqRtveG0Eqs8hIF135RkmvFTaU_qk_OM5IdS0ehaNEv0rRoCYY_w_wcB.*

* cited by examiner

Primary Examiner — Robert M. Spear

Assistant Examiner — Ryan Harvey

(74) *Attorney, Agent, or Firm* — Knobbe Martens Olson & Bear LLP

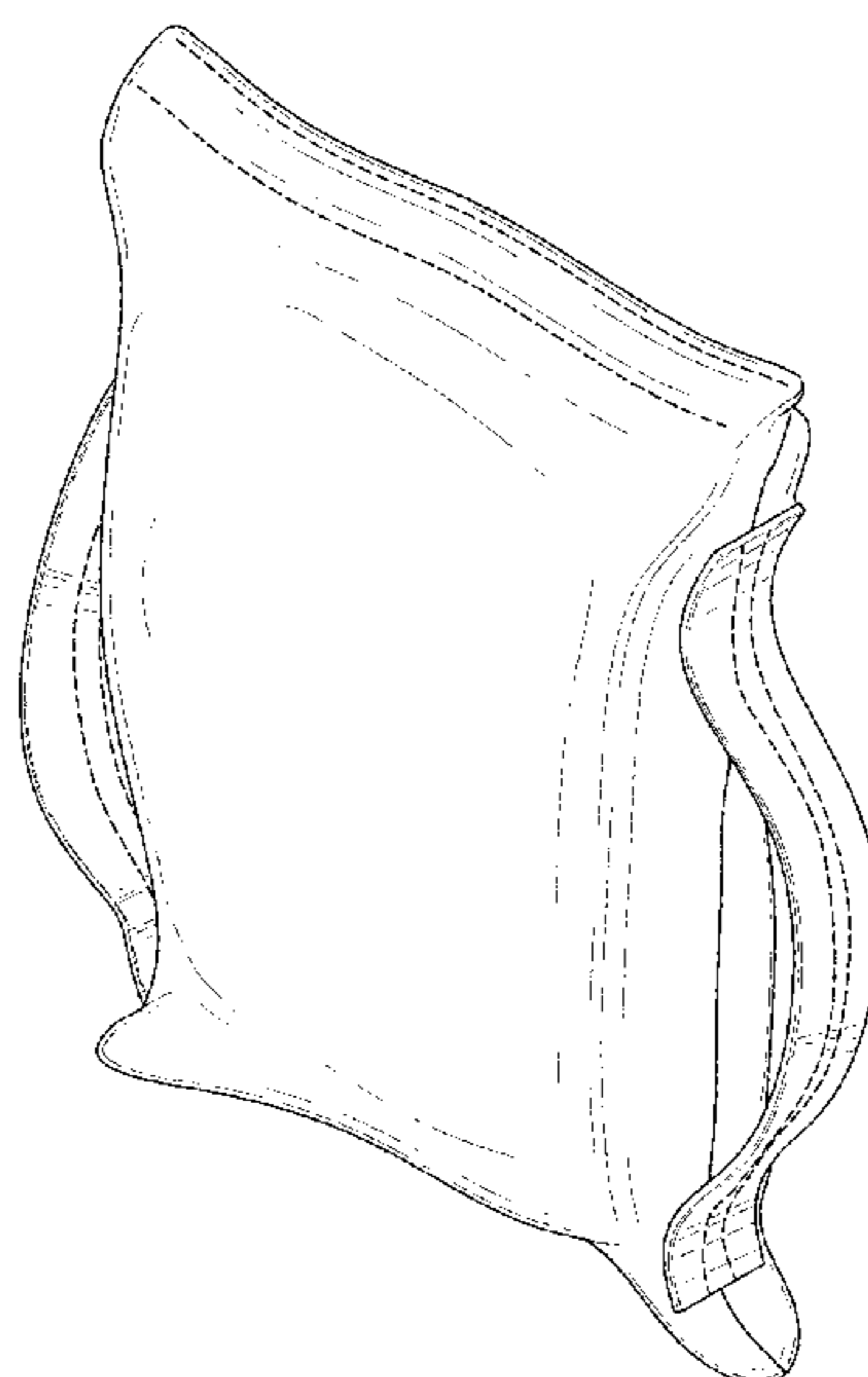
(57) **CLAIM**

The ornamental design for an exercise bag, as shown and described.

DESCRIPTION

FIG. 1 is a perspective view of an exercise bag.
FIG. 2 is a front view of the exercise bag of FIG. 1.
FIG. 3 is a back view of the exercise bag of FIG. 1.
FIG. 4 is a right side view of the exercise bag of FIG. 1.
FIG. 5 is a left side view of the exercise bag of FIG. 1.
FIG. 6 is a bottom view of the exercise bag of FIG. 1; and,
FIG. 7 is a top view of the exercise bag of FIG. 1.
The broken line showing of portions of the exercise bag depicts environment and forms no part of the claim.

1 Claim, 7 Drawing Sheets



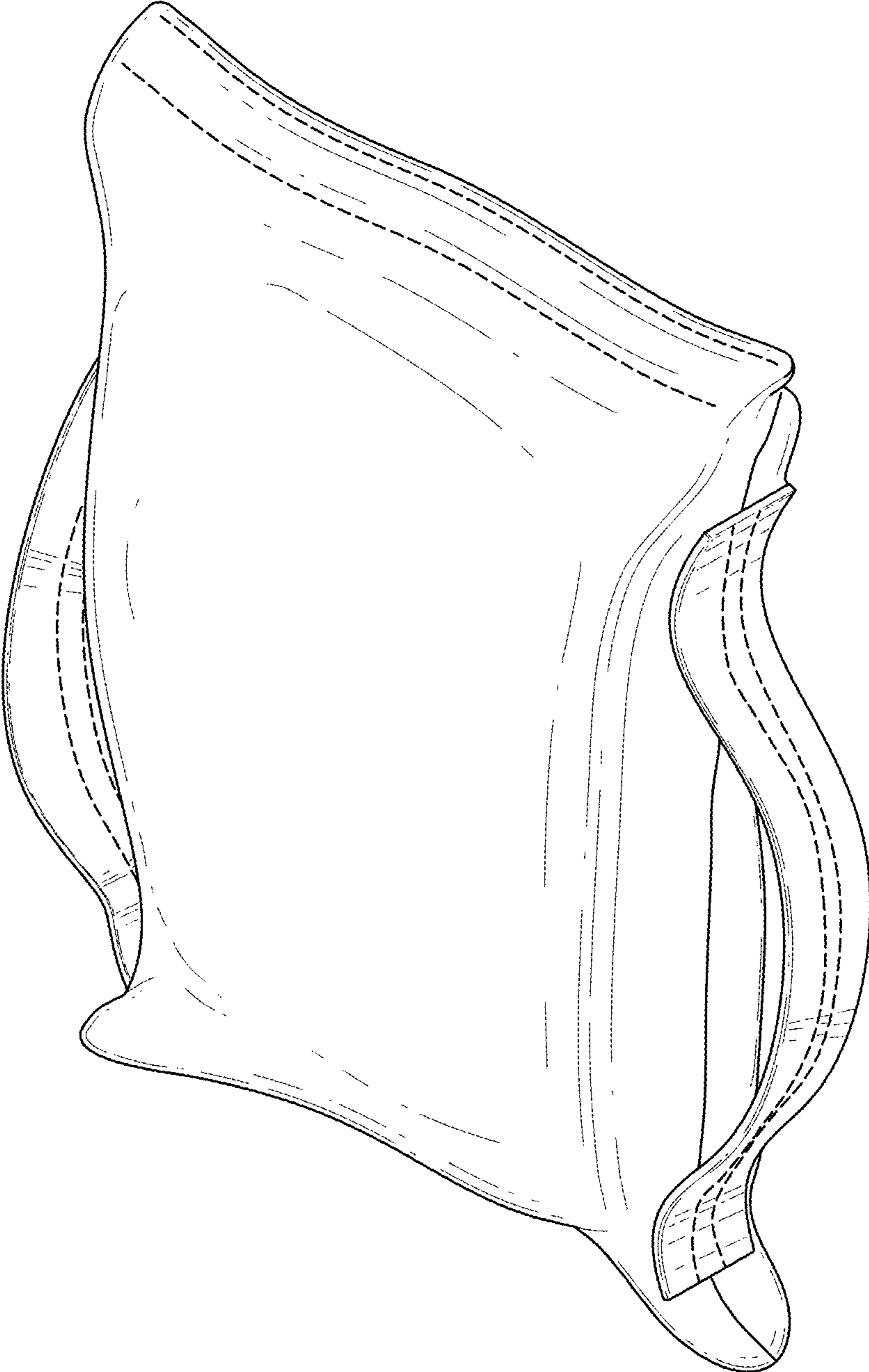


FIG. 1



FIG. 2

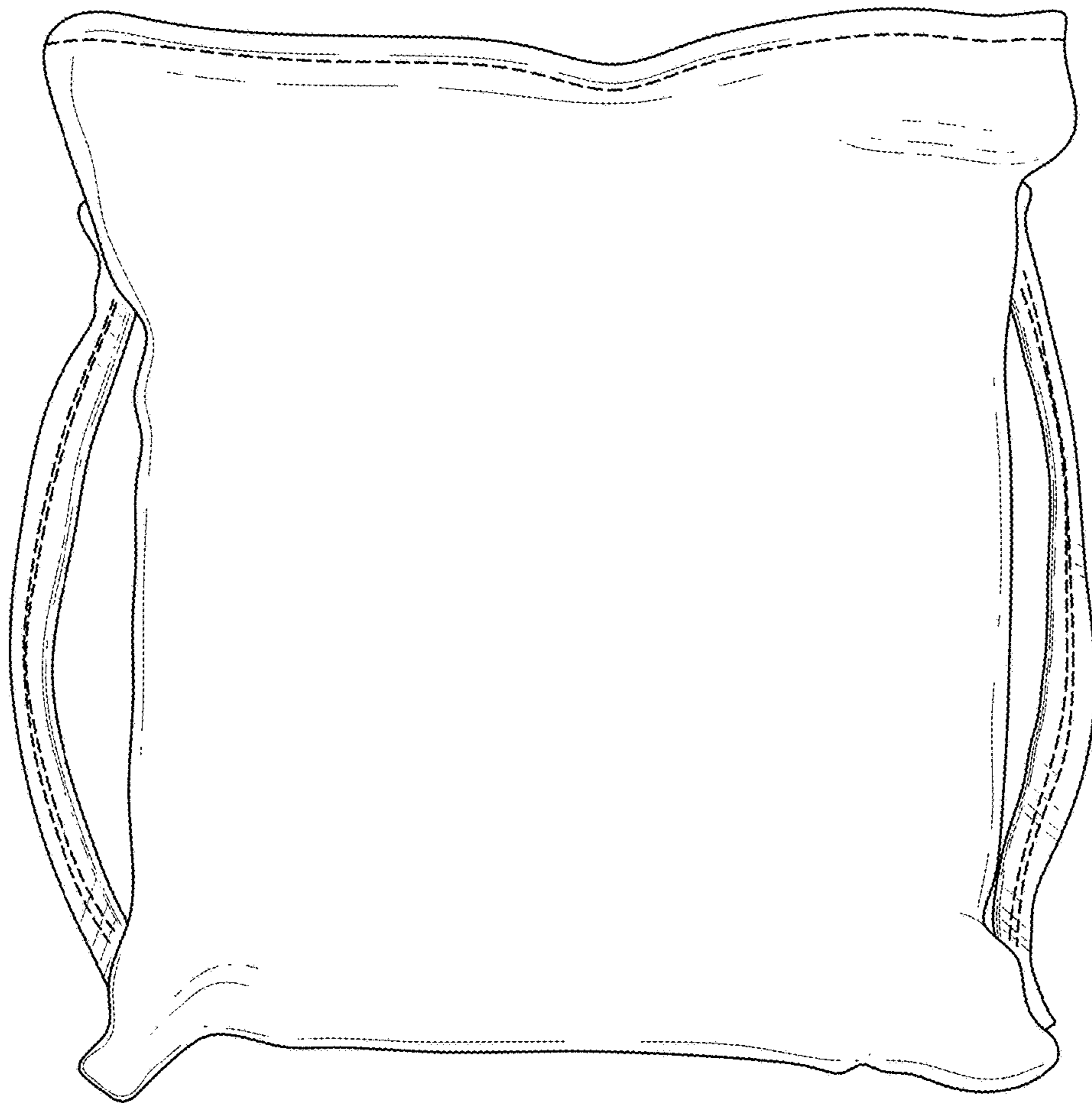


FIG. 3

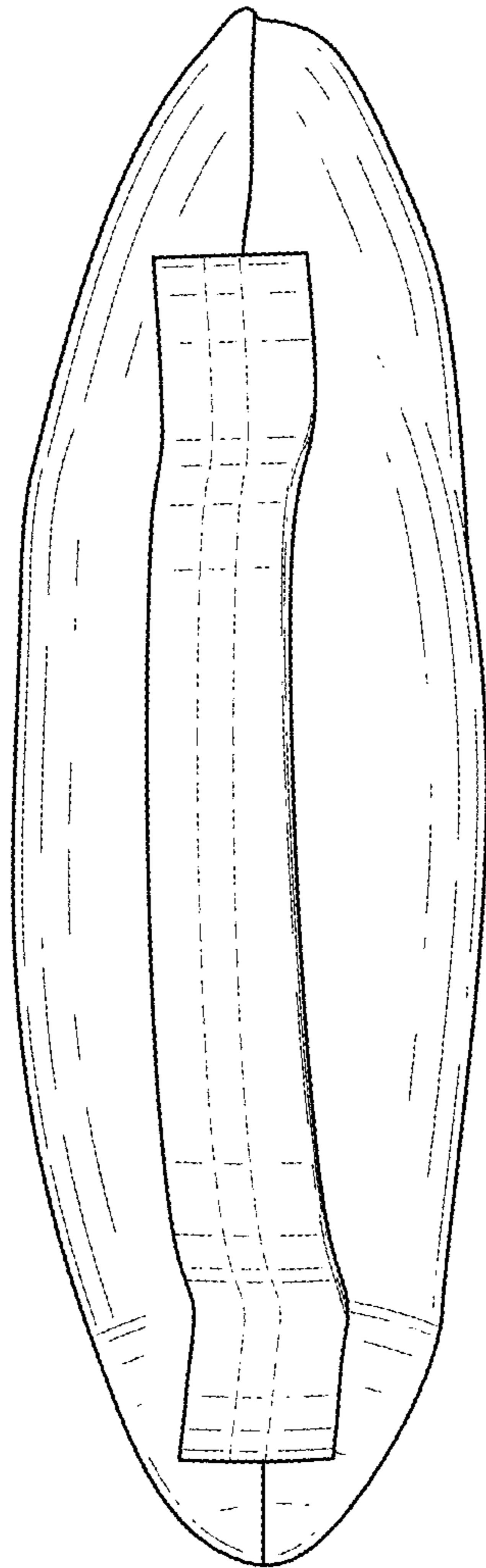


FIG. 4

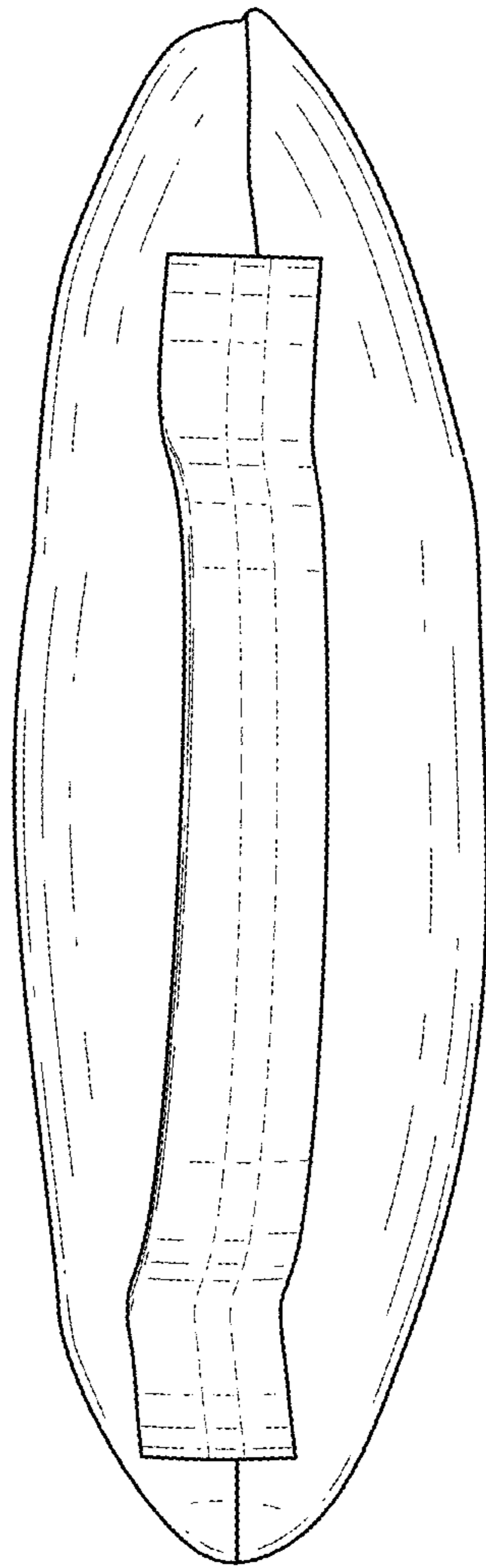


FIG. 5

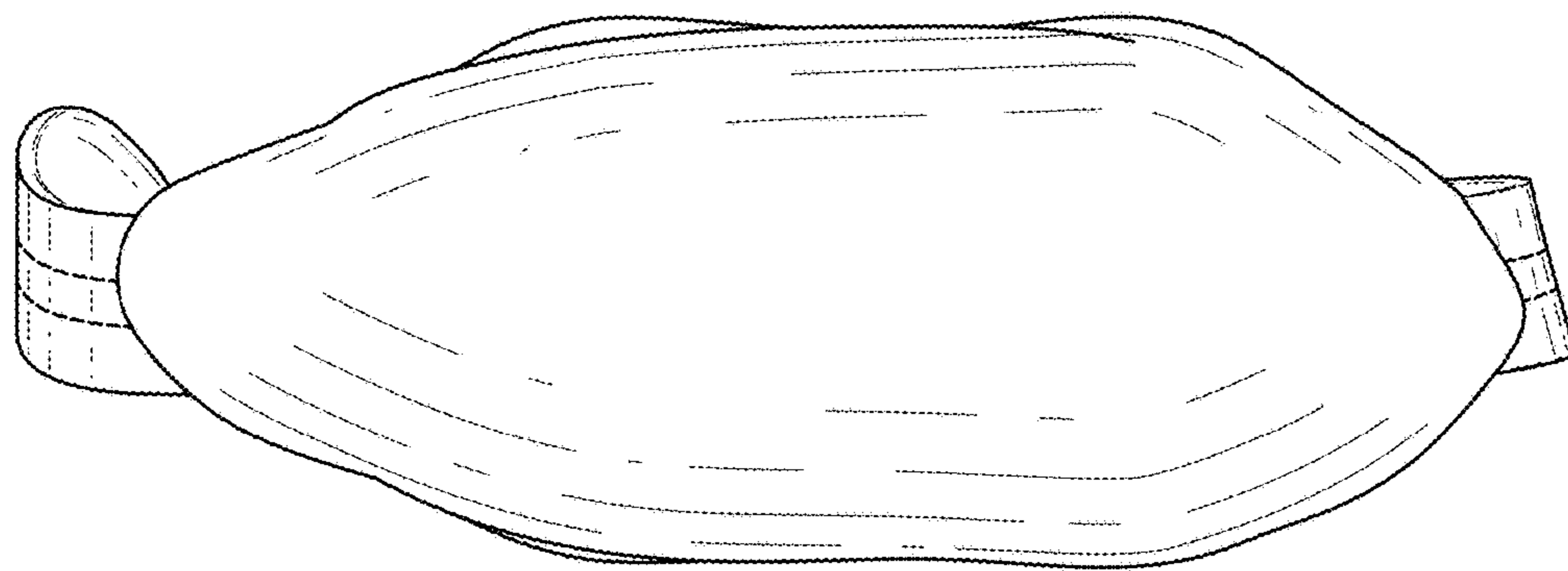


FIG. 6

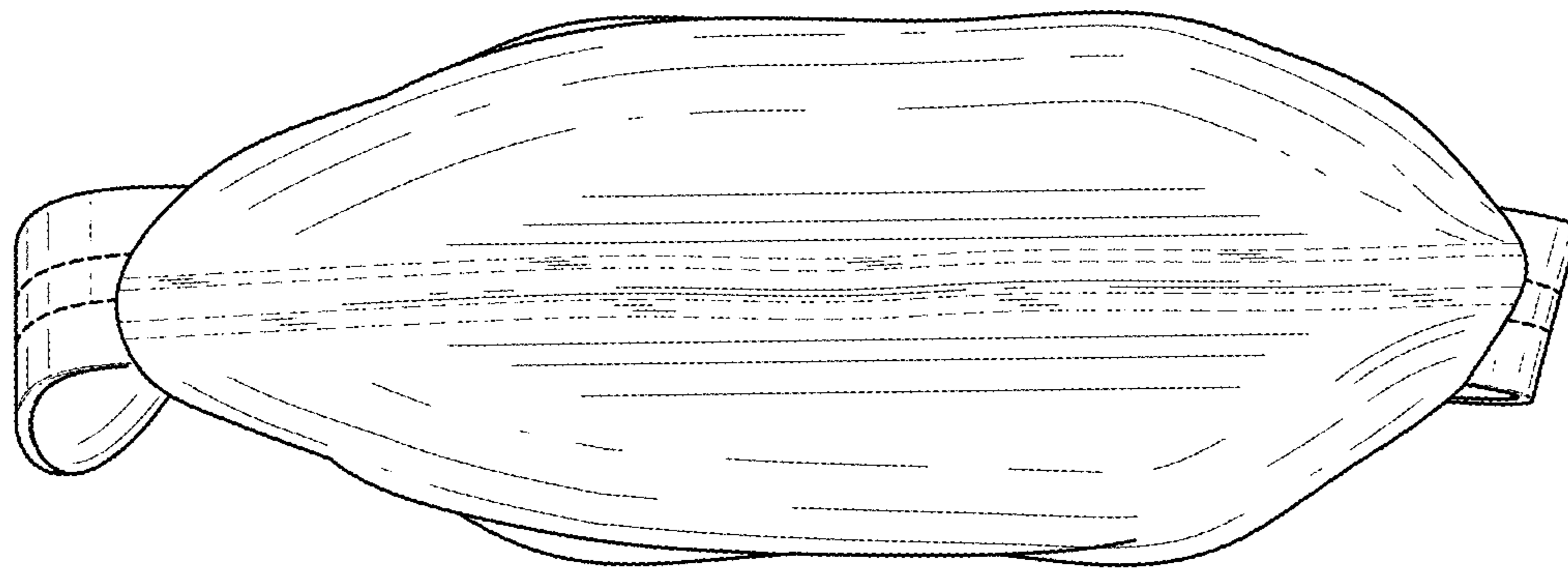


FIG. 7