



US00D806169S

(12) **United States Design Patent** (10) **Patent No.:** **US D806,169 S**  
**Casciotti et al.** (45) **Date of Patent:** **\*\* Dec. 26, 2017**

(54) **WRITING INSTRUMENT**  
(71) Applicant: **Amsterdam Printing & Litho, Inc.**,  
North Mankato, MN (US)  
(72) Inventors: **David M. Casciotti**, Amsterdam, NY  
(US); **Jing Mahler**, Glenville, NY (US)  
(73) Assignee: **Amsterdam Printing & Litho, Inc.**,  
North Mankato, MN (US)

D558,826 S \* 1/2008 Tam ..... D19/132  
D567,854 S \* 4/2008 Hamilton ..... D19/176  
D568,392 S \* 5/2008 Bhavnani ..... D19/170  
D586,855 S \* 2/2009 Liu ..... D19/174  
D602,083 S \* 10/2009 Ma ..... D19/168  
D603,900 S 11/2009 Jin  
D606,588 S \* 12/2009 Faber ..... D19/170  
D621,876 S 8/2010 Gerules  
D626,997 S 11/2010 Gerules  
D628,643 S \* 12/2010 Li ..... D19/174  
D648,795 S 11/2011 Casciotti et al.

(Continued)

(\*\*) Term: **15 Years**

*Primary Examiner* — Elizabeth Albert

(21) Appl. No.: **29/552,507**

(74) *Attorney, Agent, or Firm* — Dicke, Billig & Czaja,  
PLLC

(22) Filed: **Jan. 22, 2016**

(57) **CLAIM**

(51) **LOC (10) Cl.** ..... **19-06**

We claim the ornamental design for a writing instrument, as shown and described.

(52) **U.S. Cl.**

USPC ..... **D19/201**; D19/918

**DESCRIPTION**

(58) **Field of Classification Search**

USPC ..... D14/411; D19/115–204  
CPC ... B43K 5/00; B43K 7/00; B43K 7/12; B43K  
8/04; B43K 8/06; B43K 19/00; B43K  
19/02; B43K 19/14; B43K 24/08  
See application file for complete search history.

FIG. 1 is a perspective view of a writing instrument showing our new design;

FIG. 2 is a front view of FIG. 1;

FIG. 3 is a back view of FIG. 1;

FIG. 4 is a right side view of FIG. 1, the left side view being a mirror image of the right side view;

FIG. 5 is an enlarged top view of FIG. 1;

FIG. 6 is an enlarged bottom view of FIG. 1;

FIG. 7 is a perspective view of the writing instrument of FIGS. 1-6 in an alternative configuration in which the writing instrument is expanded but otherwise unchanged;

FIG. 8 is a right side view of FIG. 8;

FIG. 9 is a perspective view of the writing instrument of FIGS. 7-8 in an environment; and,

FIG. 10 is a reversed perspective view of FIG. 9.

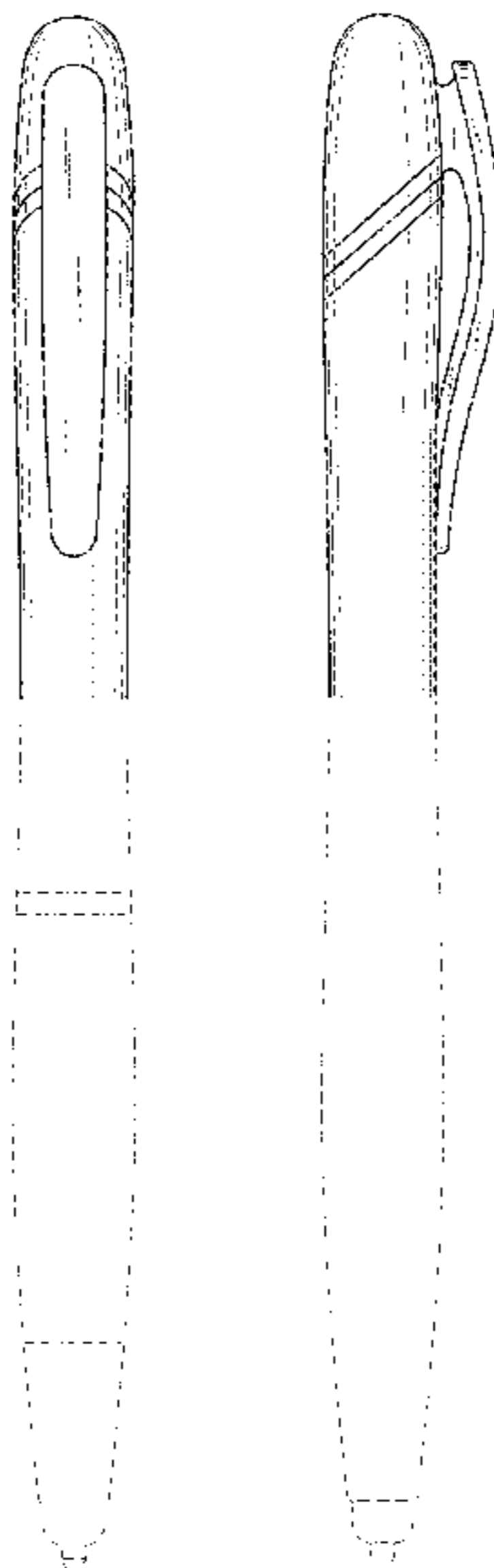
The broken lines in the drawings of FIGS. 1-10 are included to show portions of the writing instrument and an article in the environment that form no part of the claimed design.

(56) **References Cited**

U.S. PATENT DOCUMENTS

1,923,153 A \* 8/1933 Lang ..... B43K 29/02  
15/432  
1,982,889 A \* 12/1934 Turnberger ..... B43K 21/045  
15/105.51  
D345,577 S \* 3/1994 Hohner ..... D19/176  
D403,705 S \* 1/1999 Izushima ..... D19/170  
D409,661 S \* 5/1999 Izushima ..... D19/195  
D445,829 S \* 7/2001 Izushima ..... D19/170  
D485,299 S \* 1/2004 Bodino ..... D19/170  
D487,775 S \* 3/2004 Keda ..... D19/170  
D499,141 S \* 11/2004 Chevalier ..... D19/176  
D544,034 S \* 6/2007 Qiu ..... D19/166  
D549,776 S \* 8/2007 Avenatti ..... D19/176

**1 Claim, 8 Drawing Sheets**



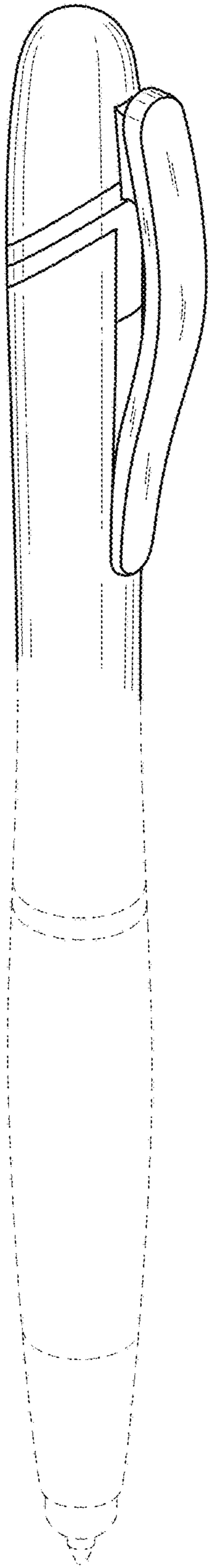
(56)

**References Cited**


U.S. PATENT DOCUMENTS

D669,901 S	*	10/2012	Schlossstein .....	D14/480.3
D669,902 S	*	10/2012	Schlossstein .....	D14/480.3
D669,903 S	*	10/2012	Schlossstein .....	D14/480.3
D692,487 S	*	10/2013	Stukenkemper .....	D19/195
D695,344 S		12/2013	Casciotti et al.	
D695,828 S	*	12/2013	Kim .....	D19/168
D712,966 S	*	9/2014	Ikeda .....	D19/195
D724,086 S	*	3/2015	Schoenert .....	D14/411


\* cited by examiner




**Fig. 1**



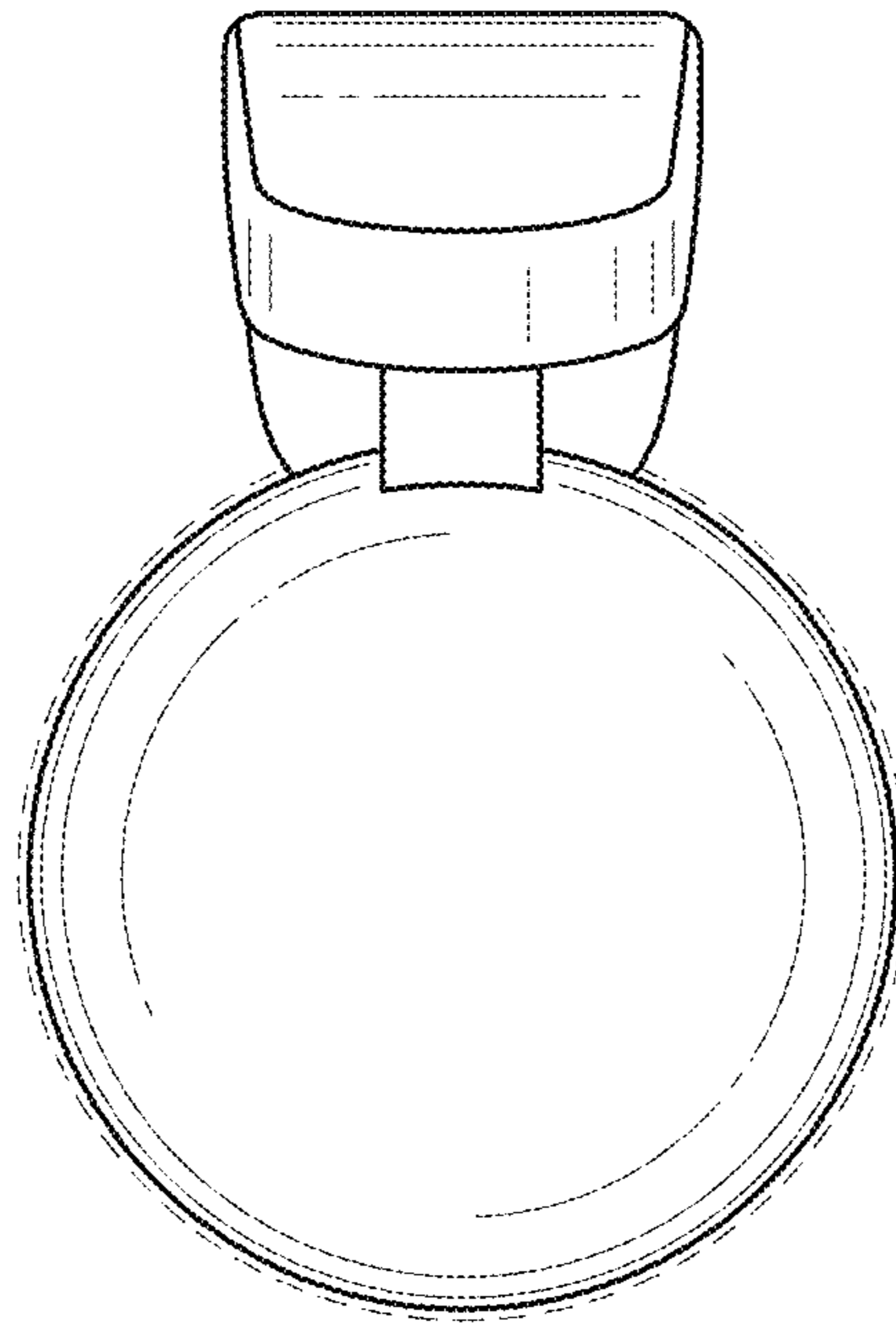
**Fig. 2**



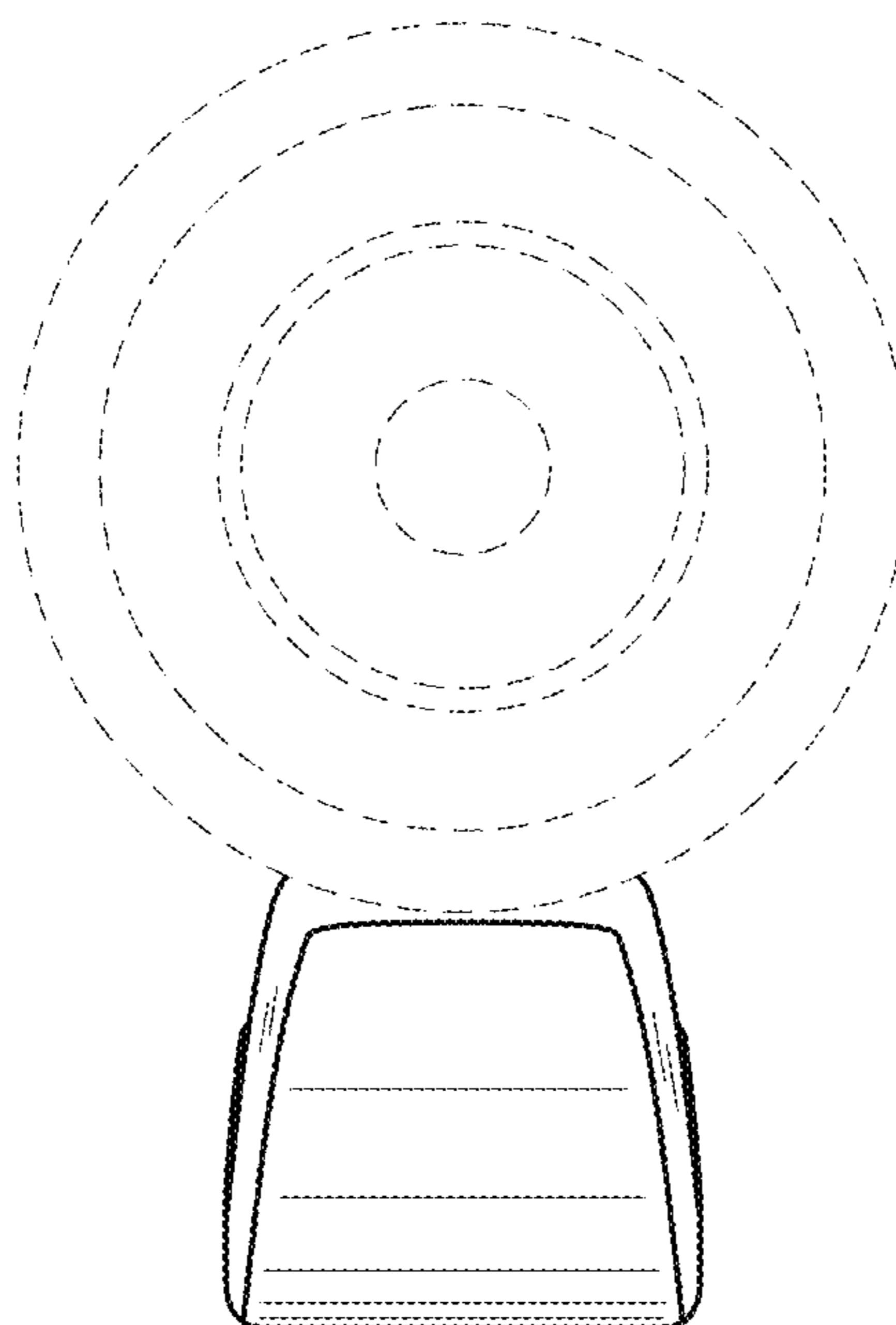
**Fig. 3**




**Fig. 4**



**Fig. 5**



**Fig. 6**



**Fig. 7**

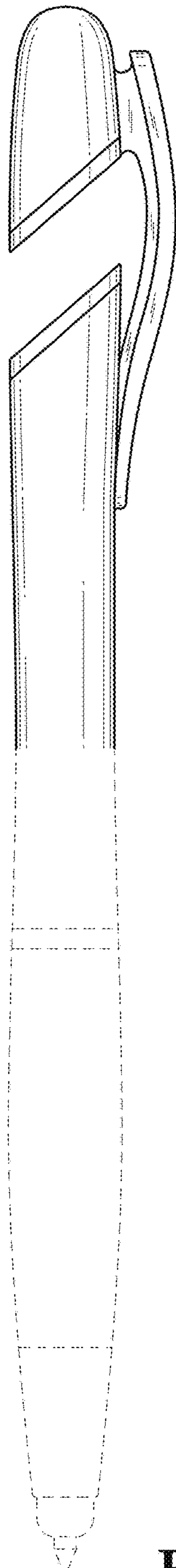
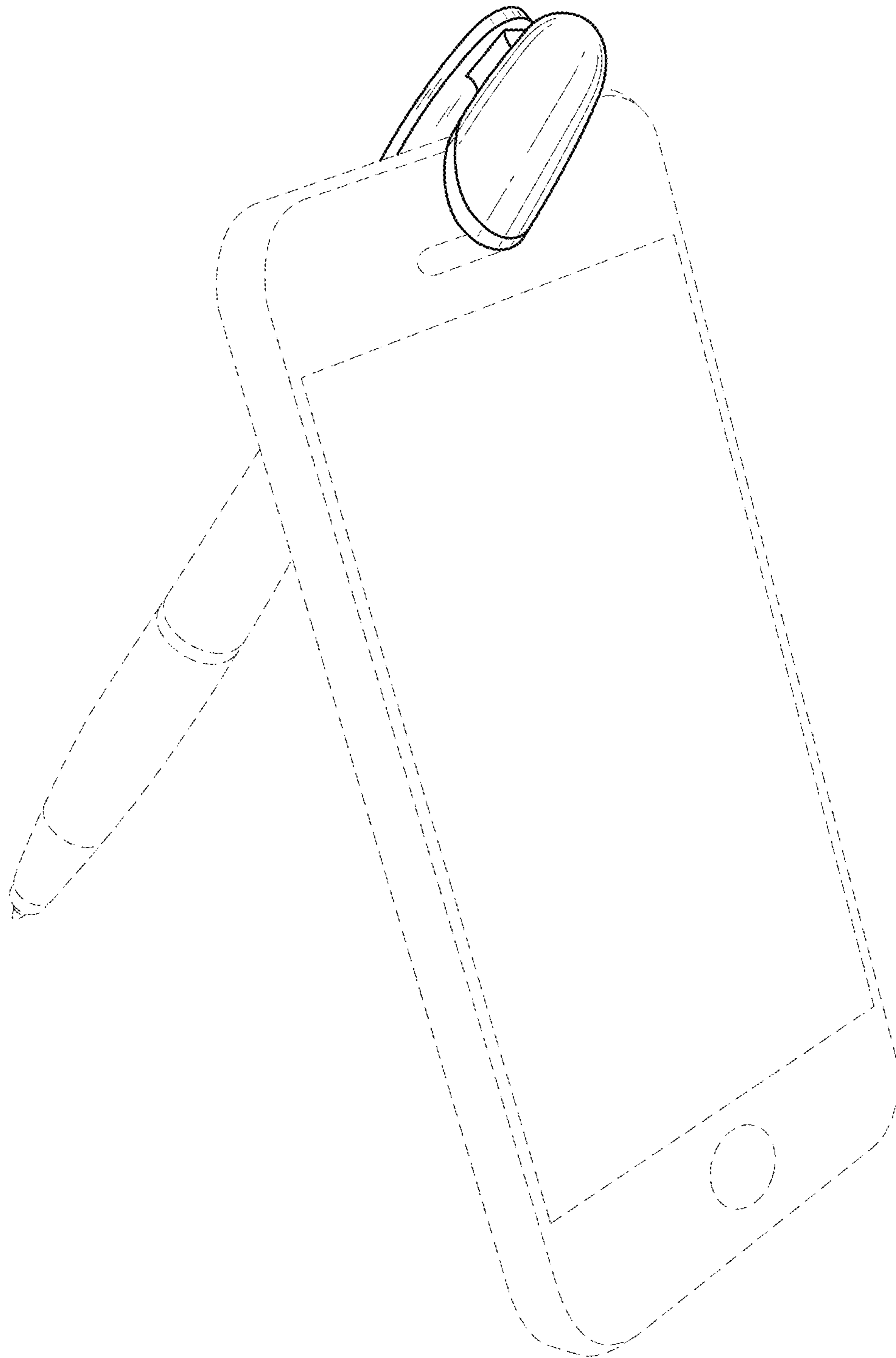
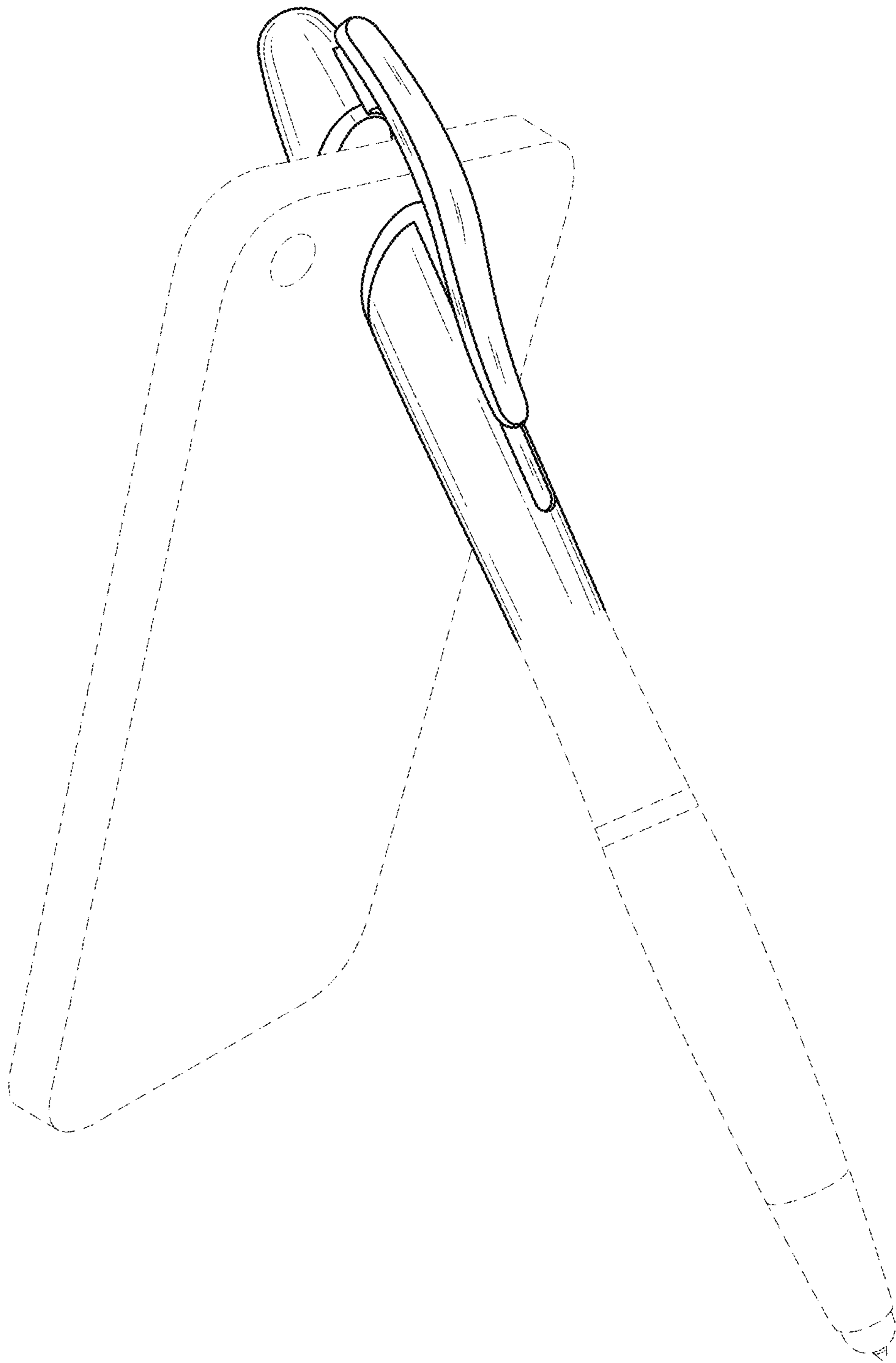


Fig. 8





**Fig. 9**



**Fig. 10**