



US00D806150S

(12) **United States Design Patent** (10) **Patent No.:** **US D806,150 S**  
**Komiyama et al.** (45) **Date of Patent:** **\*\* Dec. 26, 2017**

(54) **CUTTING INSERT**  
(71) Applicant: **TUNGALOY CORPORATION**,  
Iwaki-Shi, Fukushima (JP)  
(72) Inventors: **Satoshi Komiyama**, Iwaki (JP);  
**Haruki Kumoi**, Iwaki (JP)  
(73) Assignee: **TUNGALOY CORPORATION**,  
Iwaki-shi, Fukushima (JP)

D344,276 S \* 2/1994 Markusson ..... D15/139  
D345,984 S \* 4/1994 Ishikawa ..... D15/139  
D345,985 S \* 4/1994 Ishikawa ..... D15/139  
D355,661 S \* 2/1995 Hessman ..... D15/139  
D357,692 S \* 4/1995 Ishikawa ..... D15/139  
D376,158 S \* 12/1996 Hessman ..... D15/139  
D381,026 S \* 7/1997 Hessman ..... D15/139  
D409,633 S \* 5/1999 Bernadic ..... D15/139  
D422,608 S \* 4/2000 Malaker ..... D15/139  
D425,086 S \* 5/2000 Bernadic ..... D15/139  
D488,175 S \* 4/2004 Kasperik ..... D15/139  
7,168,512 B2 \* 1/2007 Schuffenhauer ..... B23C 5/207  
175/426  
D585,467 S \* 1/2009 Takanashi ..... D15/139  
D589,542 S \* 3/2009 Takanashi ..... D15/139  
2015/0202697 A1 \* 7/2015 Shiota ..... B23C 5/109  
407/42  
2015/0246398 A1 \* 9/2015 Kawasaki ..... B23B 51/048  
408/231

(\*\*) Term: **15 Years**  
(21) Appl. No.: **35/501,286**  
(22) Filed: **Jan. 27, 2016**

(80) **Hague Agreement Data**  
Int. Filing Date: **Jan. 27, 2016**  
Int. Reg. No.: **DM/089685**  
Int. Reg. Date: **Jan. 27, 2016**  
Int. Reg. Pub. Date: **Jul. 29, 2016**

\* cited by examiner

*Primary Examiner* — Richard E Chilcot  
(74) *Attorney, Agent, or Firm* — Sughrue Mion, PLLC

(51) **LOC (10) Cl.** ..... **15-09**  
(52) **U.S. Cl.**  
USPC ..... **D15/139**  
CPC ..... **B23C 5/207 (2013.01)**

(57) **CLAIM**

The ornamental design for a cutting insert, as shown and described.

(58) **Field of Classification Search**  
USPC ..... D15/122–143; 407/42, 113–117  
CPC ..... B23C 5/207; B23C 5/109  
See application file for complete search history.

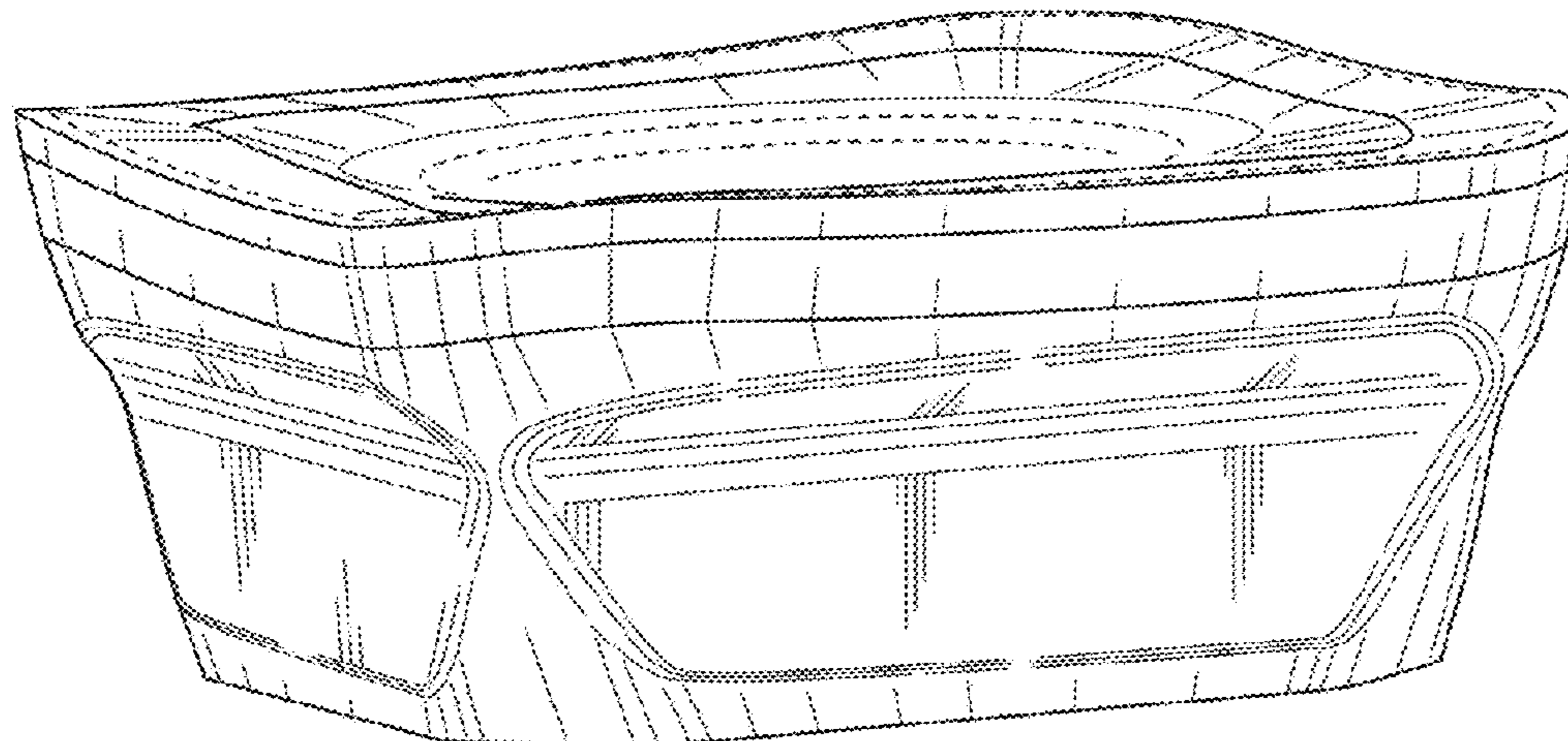
**DESCRIPTION**

(56) **References Cited**  
U.S. PATENT DOCUMENTS  
D304,949 S \* 12/1989 Niebauer ..... 407/114  
D305,239 S \* 12/1989 Niebauer ..... 407/114  
5,145,295 A \* 9/1992 Satran ..... B23C 5/2213  
407/113  
5,207,538 A \* 5/1993 Satran ..... B23C 5/2213  
407/113  
D342,269 S \* 12/1993 Arai ..... D15/139

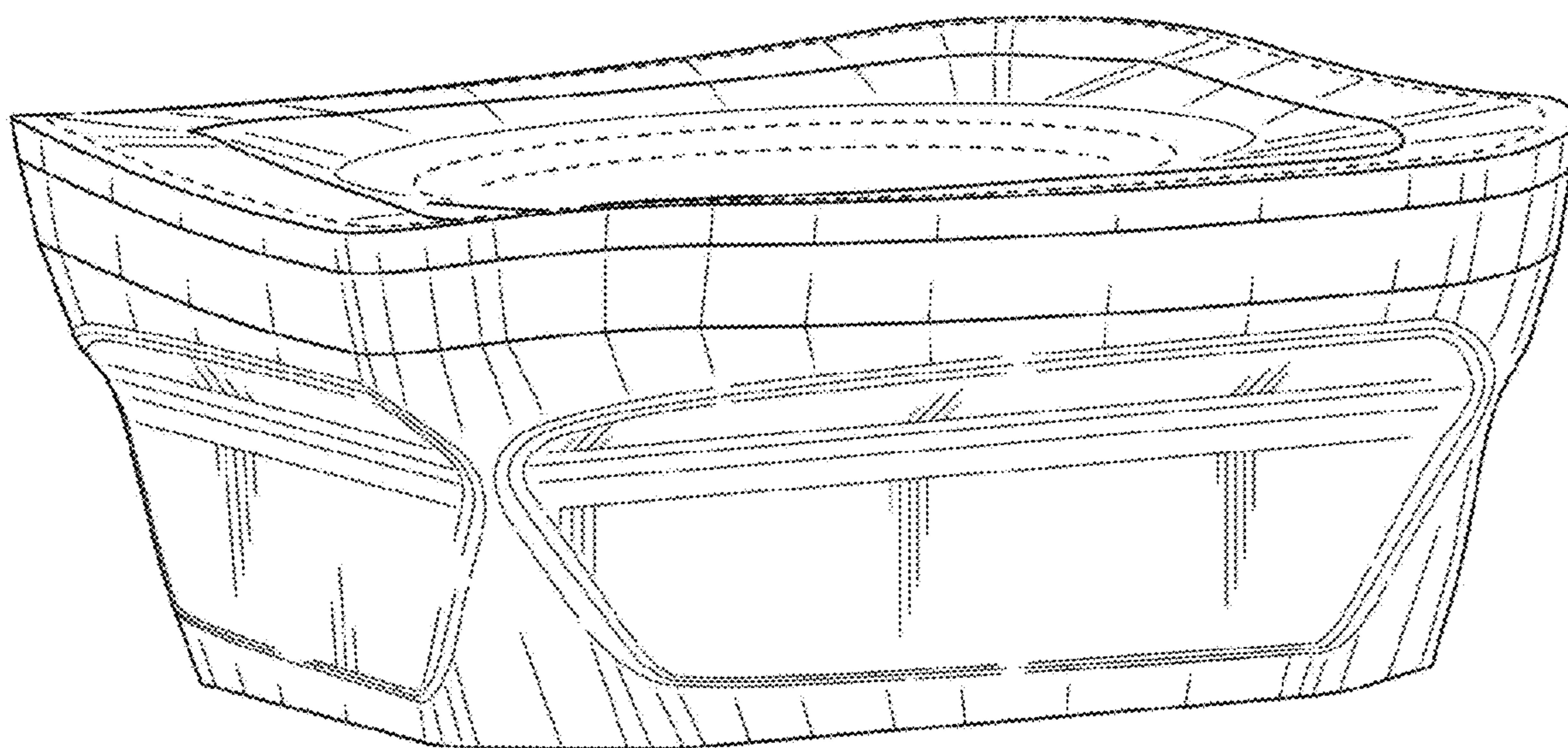
- 1. Cutting insert
- 1.1 : Perspective
- 1.2 : Front
- 1.3 : Back
- 1.4 : Left
- 1.5 : Right
- 1.6 : Top
- 1.7 : Bottom

The broken lines shown are included for the purpose of illustrating the unclaimed portions of the cutting insert and form no part of the claimed design; this article is used as a cutting tool which is replaceable.

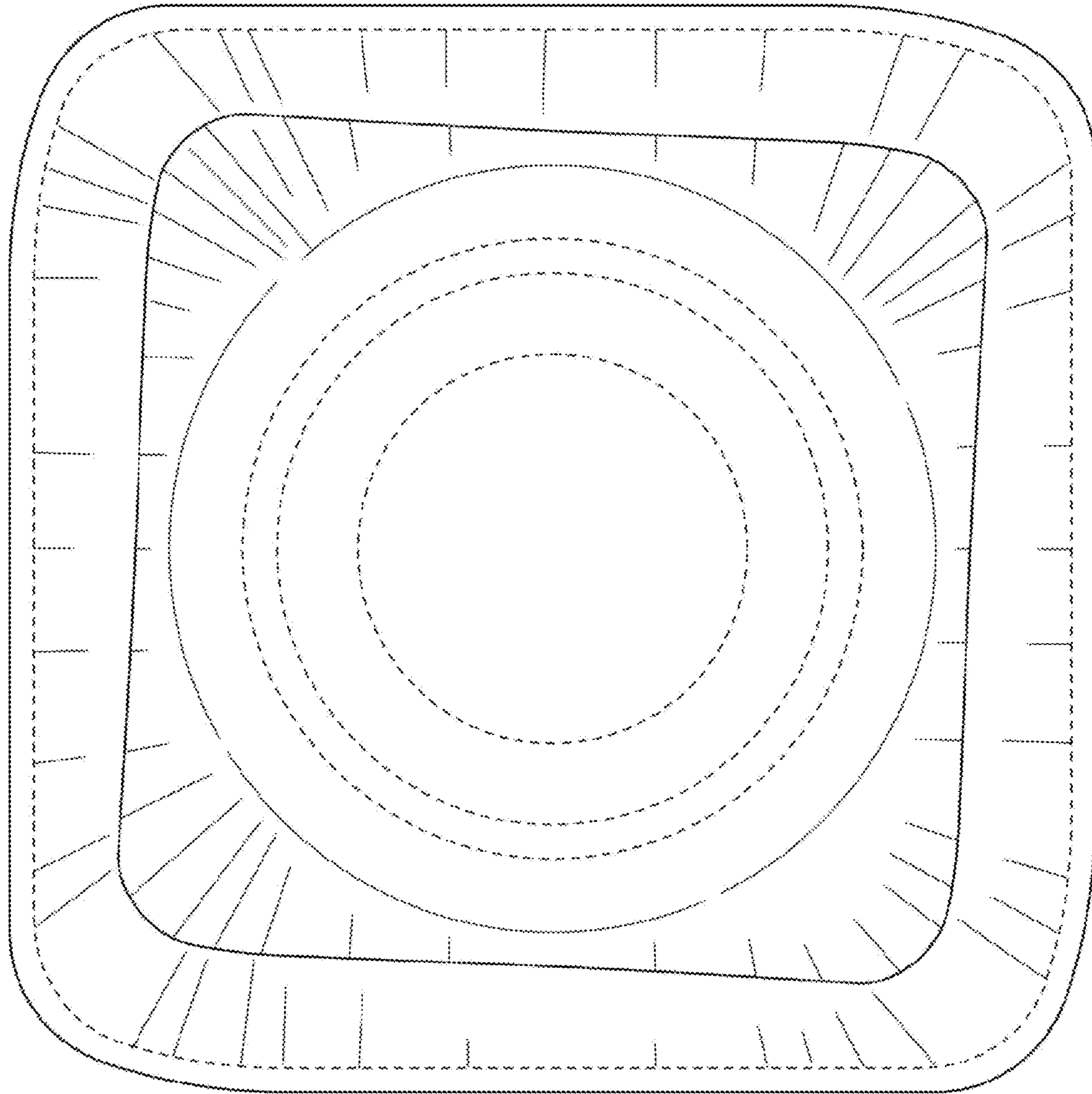
**1 Claim, 7 Drawing Sheets**



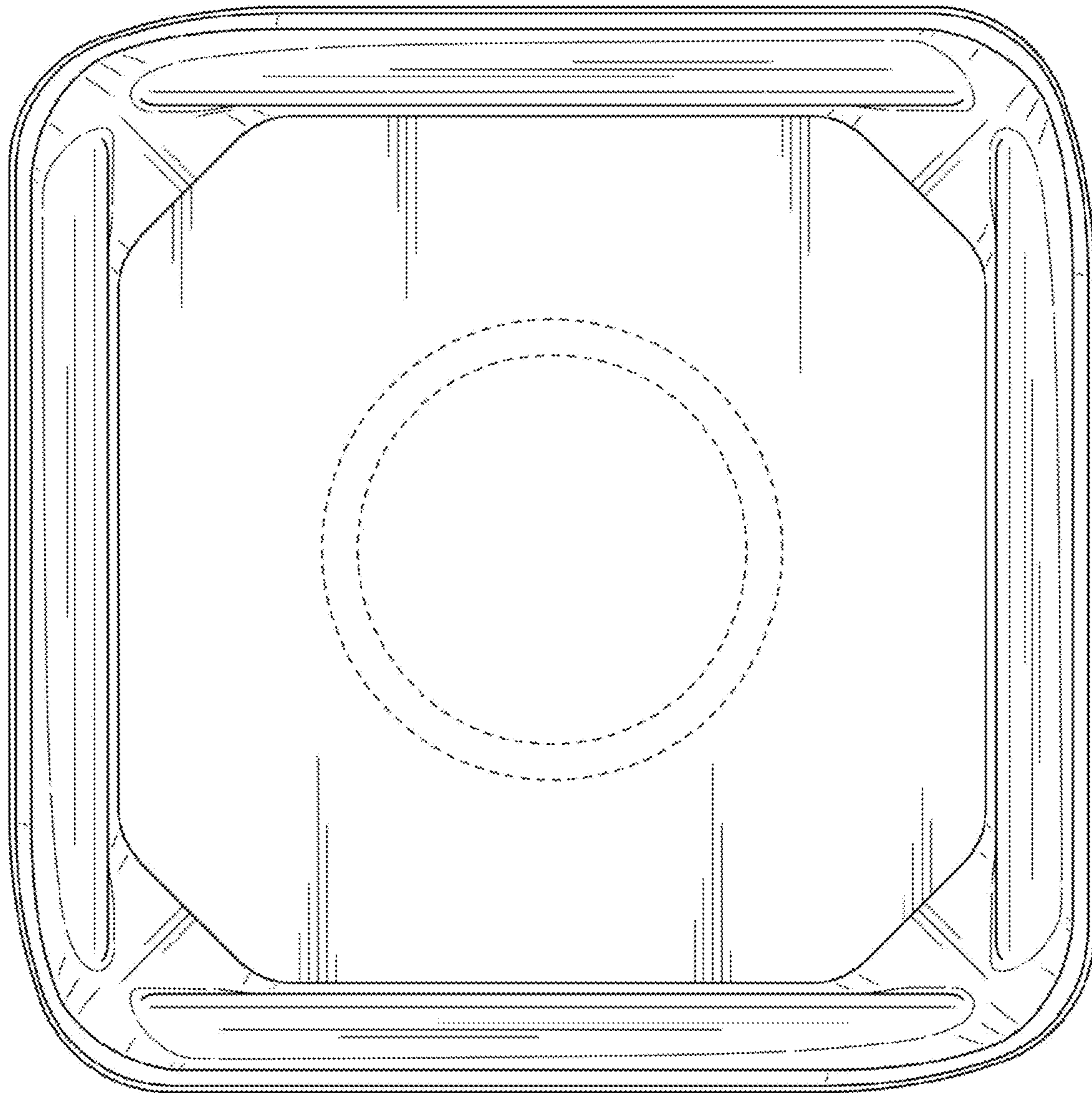
1.1



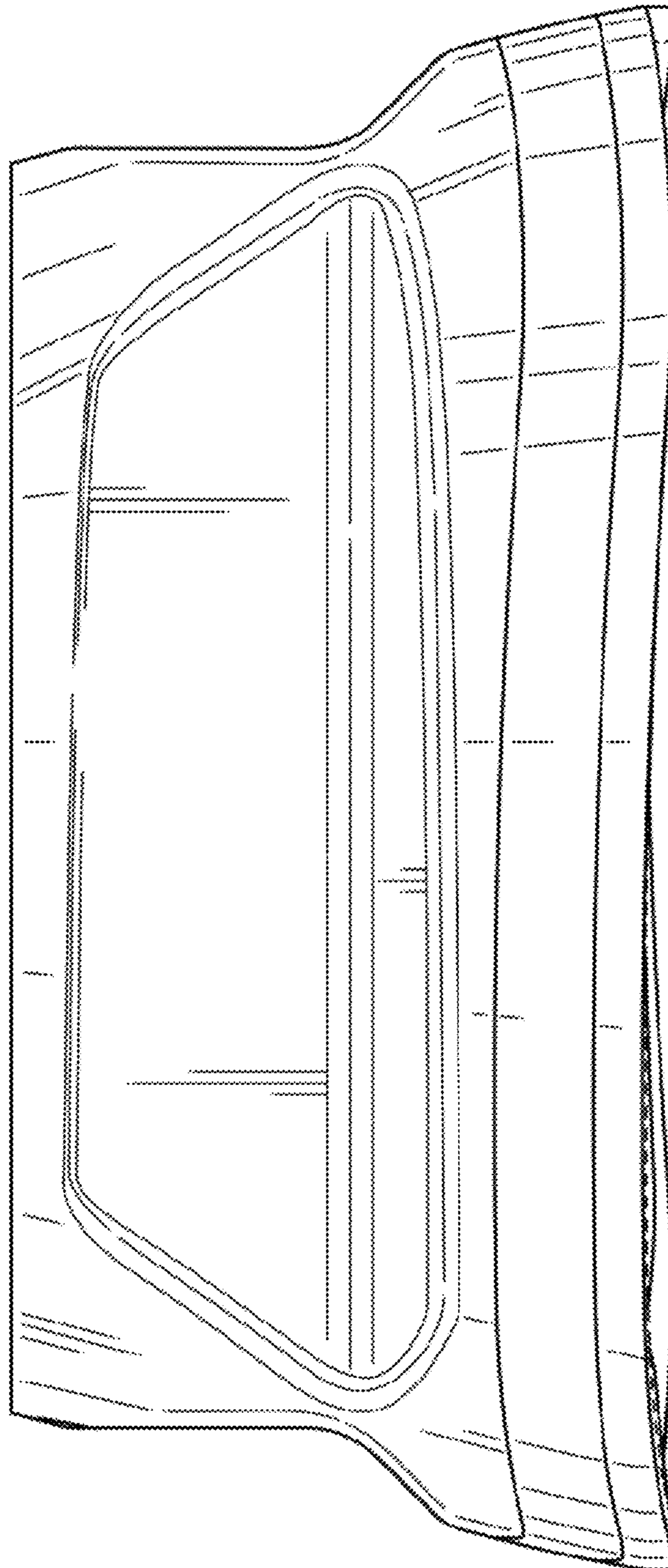
1.2



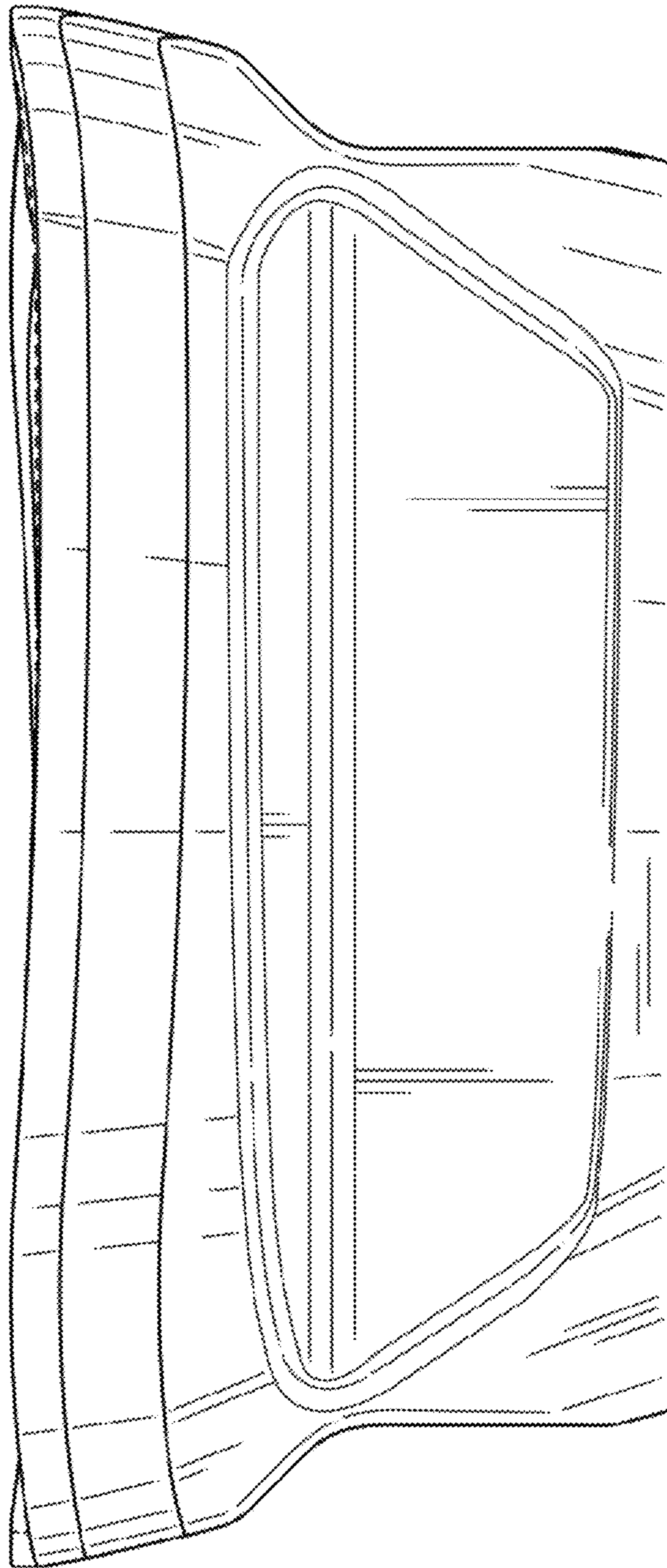
1.3



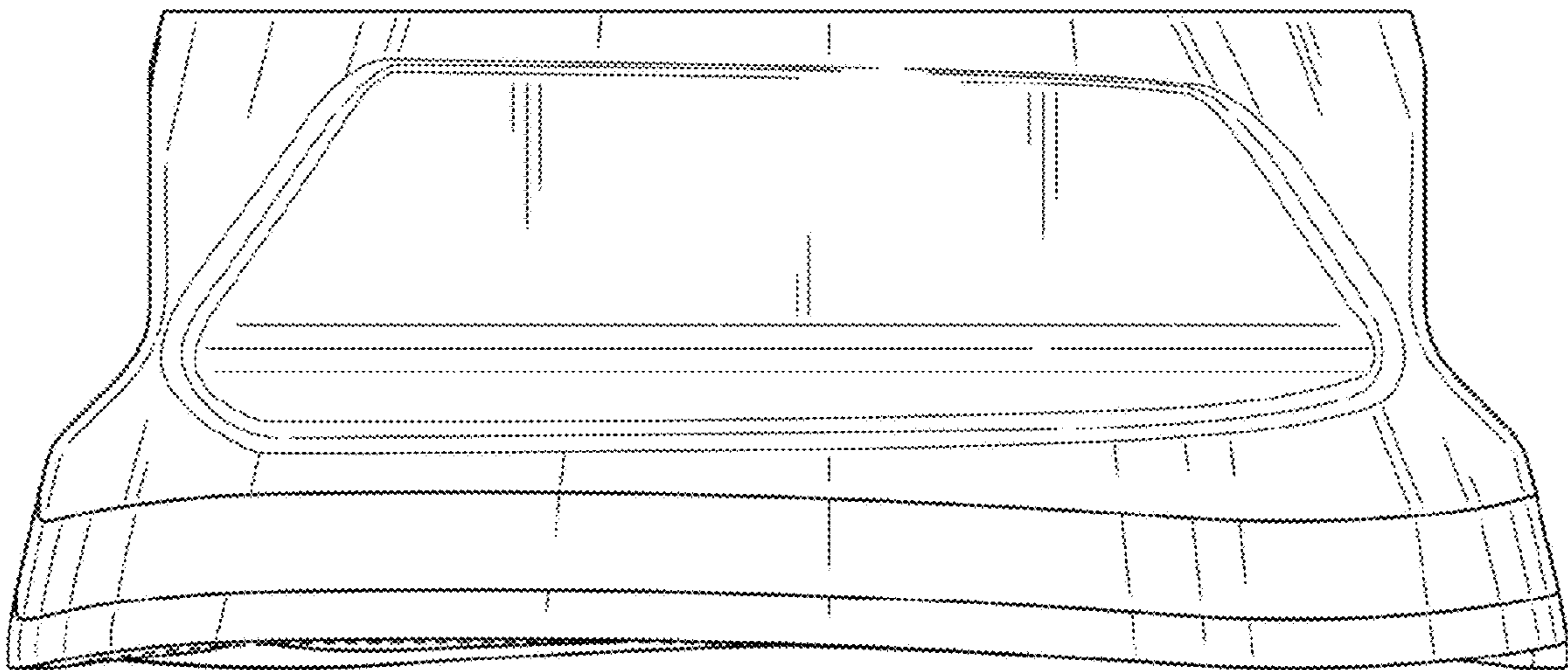
1.4



1.5



1.6



1.7

