



US00D806145S

(12) **United States Design Patent** (10) **Patent No.:** **US D806,145 S**
Kim et al. (45) **Date of Patent:** **** Dec. 26, 2017**

(54) **DOOR FOR REFRIGERATOR WITH GRAPHICAL USER INTERFACE**

(56) **References Cited**

U.S. PATENT DOCUMENTS

(71) Applicant: **Samsung Electronics Co., Ltd.**,
Suwon-si, Gyeonggi-do (KR)
(72) Inventors: **Aeryun Kim**, Ansan-si (KR); **Seon-Ju Lee**, Seoul (KR); **Jaemin Lee**, Incheon (KR); **Junhyeok Choi**, Seongnam-si (KR); **Yoonjung Oh**, Seoul (KR)
(73) Assignee: **SAMSUNG ELECTRONICS CO., LTD.**, Gyeonggi-Do (KR)

D711,941 S *	8/2014	Jeon	D15/89
D712,938 S *	9/2014	Sin	D15/89
D713,430 S *	9/2014	Jeon	D15/89
D719,193 S *	12/2014	Park	D15/79
D720,373 S *	12/2014	Kim	D15/89
D729,287 S *	5/2015	Lee	D15/89
D754,221 S *	4/2016	Cunningham	D15/89
D756,427 S *	5/2016	Ogg	D15/89
D767,650 S *	9/2016	Micheviz	D15/89
D783,691 S *	4/2017	Kim	D15/91
D792,914 S *	7/2017	Lee	D15/89

* cited by examiner

Primary Examiner — Mitchell Siegel
Assistant Examiner — Khawaja Anwar
(74) *Attorney, Agent, or Firm* — Cantor Colburn LLP

(**) Term: **15 Years**

(21) Appl. No.: **29/559,239**

(22) Filed: **Mar. 25, 2016**

(30) **Foreign Application Priority Data**

Oct. 29, 2015 (KR) 30-2015-0054473

(51) **LOC (10) Cl.** **15-07**

(52) **U.S. Cl.**
USPC **D15/91**

(58) **Field of Classification Search**
USPC D15/79-91
CPC F25D 23/04; F25D 27/005; F25D 2201/10;
F25D 2303/08222; F25D 2303/0843;
F25D 2303/085; F25D 2317/04131; F25D
2323/023; F25D 23/02; F25D 23/025;
F25D 23/028; F25D 23/065; F25D
2400/361; F25D 2500/02; F25D 2500/06;
F25D 25/025; F25D 2700/04; F25D
27/00; F25D 29/00

See application file for complete search history.

(57) **CLAIM**

The ornamental design for an door for refrigerator with graphical user interface, as shown and described.

DESCRIPTION

FIG. 1 is a perspective view of a door for refrigerator with graphical user interface, showing our new design;
FIG. 2 is a front view thereof;
FIG. 3 is a rear view thereof;
FIG. 4 is a left side view thereof;
FIG. 5 is a right side view thereof;
FIG. 6 is a top view thereof;
FIG. 7 is a bottom view thereof;
FIG. 8 is another perspective view thereof; and,
FIG. 9 is an enlarged view of the encircled portion 9 in FIG. 2.

The broken lines illustrating portions of a door for refrigerator with graphical user interface form no part of the claimed design.

1 Claim, 8 Drawing Sheets

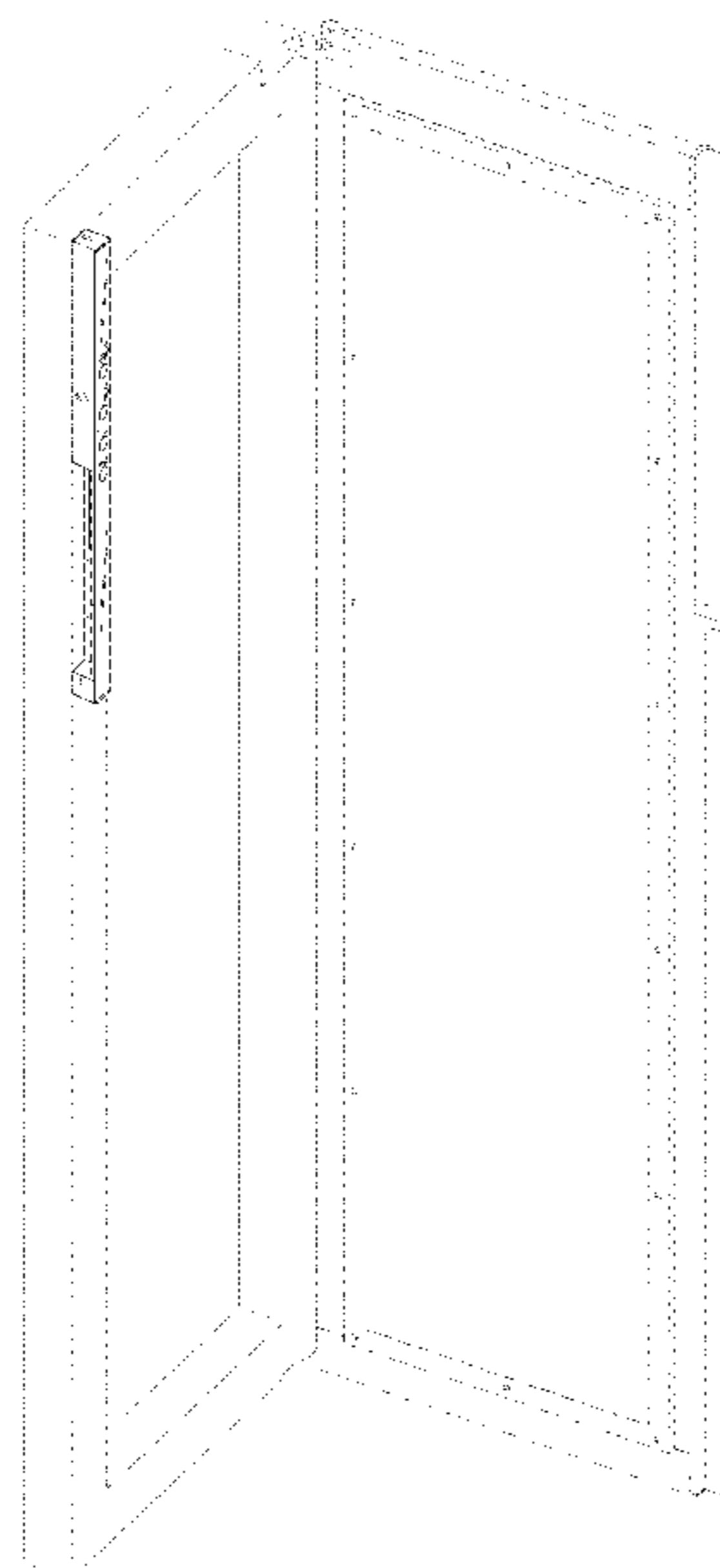


FIG. 1

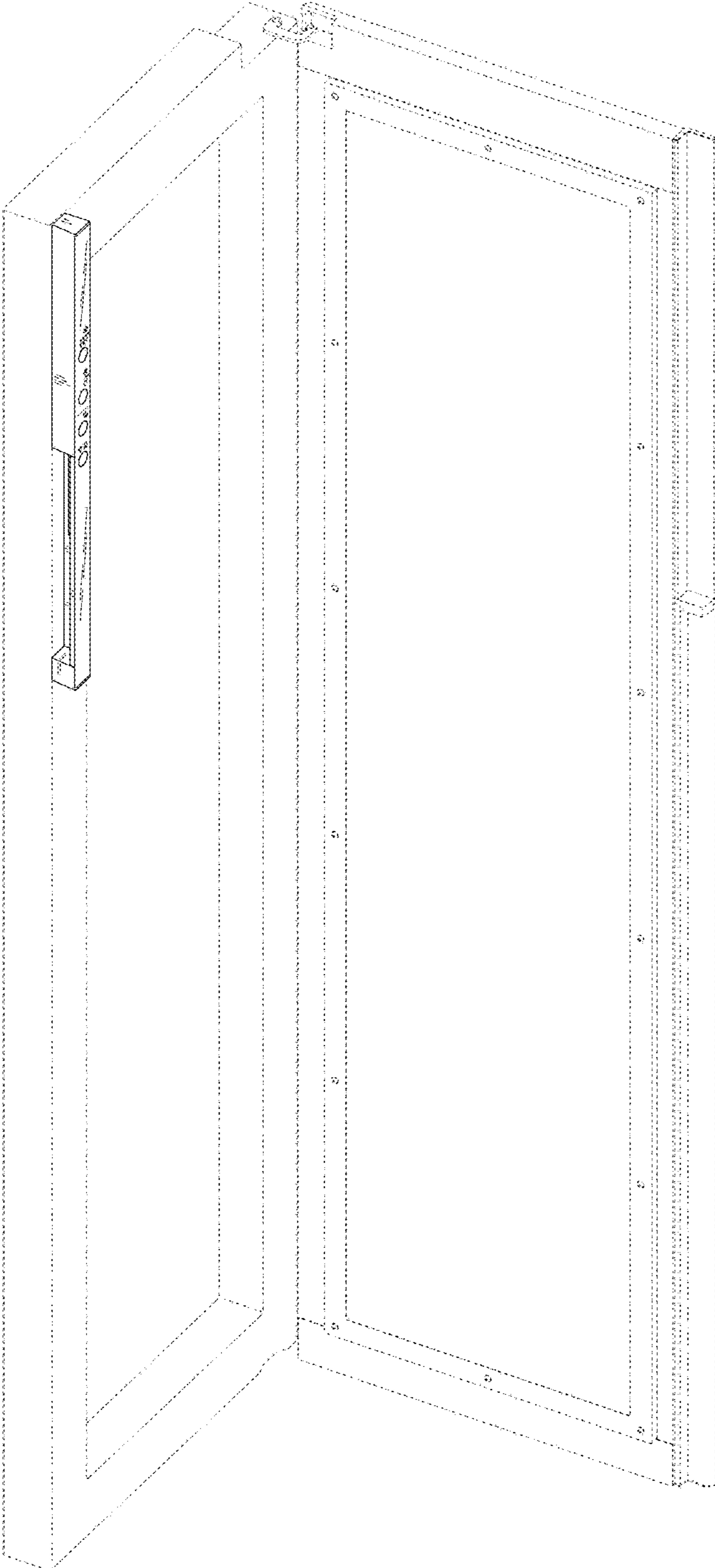


FIG. 2

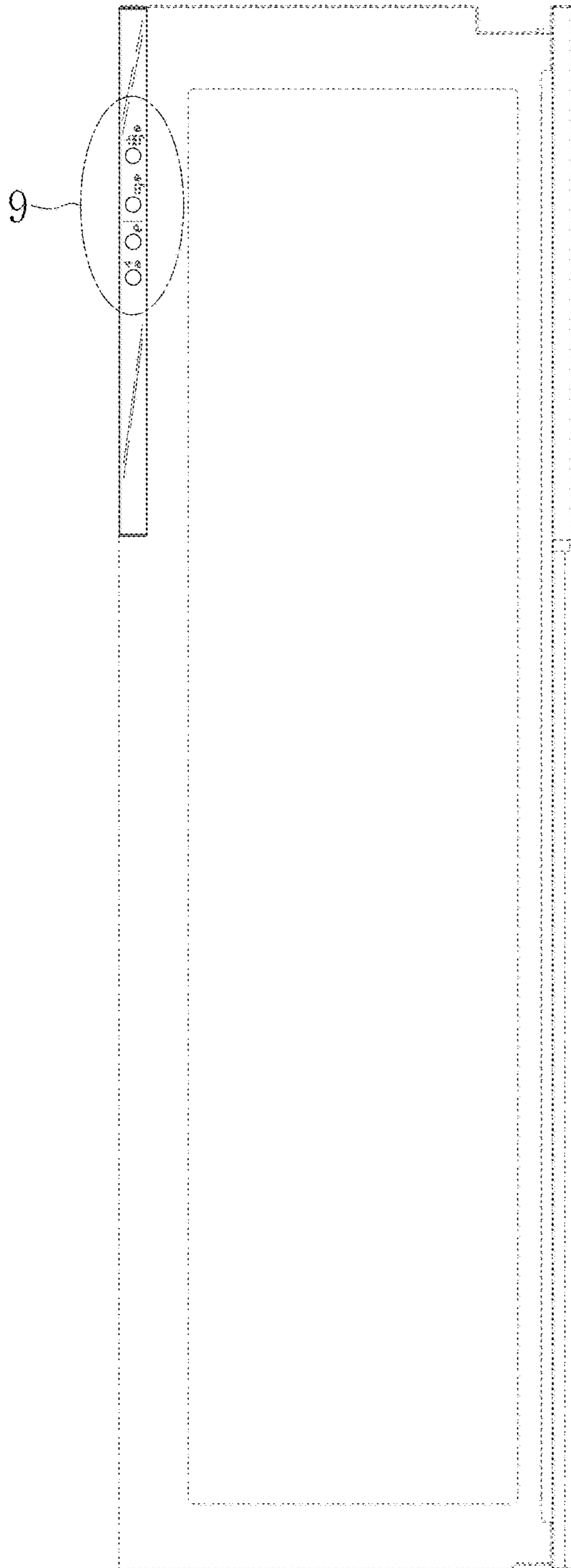


FIG. 3




FIG. 4




FIG. 5




FIG. 6




FIG. 7




FIG. 8




FIG. 9

