

US00D806131S

(12) **United States Design Patent** (10) **Patent No.:** **US D806,131 S**
Jewitt (45) **Date of Patent:** **** Dec. 26, 2017**

(54) **PRINTER MACHINE USER INTERFACE
SCREEN WITH ICON**
(71) Applicant: **XEROX CORPORATION**, Norwalk,
CT (US)
(72) Inventor: **Shane Jewitt**, Webster, NY (US)
(73) Assignee: **XEROX CORPORATION**, Norwalk,
CT (US)
(**) Term: **15 Years**
(21) Appl. No.: **29/573,775**
(22) Filed: **Aug. 9, 2016**
(51) **LOC (10) Cl.** **14-04**
(52) **U.S. Cl.**
USPC **D14/493**
(58) **Field of Classification Search**
USPC D14/485-495
CPC G06F 3/048; G06F 3/0481; G06F 3/04812;
G06F 3/04815; G06F 3/04817; G06F
3/0482; G06F 3/0483; G06F 3/0484;
G06F 3/04842; G06F 3/04845; G06F
3/04847; G06F 3/0485; G06F 3/04855;
G06F 3/0486; G06F 3/0487; G06F
3/0488; G06F 3/04883; G06F 3/04886;
H04N 1/00424
See application file for complete search history.

(56) **References Cited**
U.S. PATENT DOCUMENTS
D424,545 S * 5/2000 Moody D14/489
D546,836 S * 7/2007 Armstrong D14/495
D554,665 S * 11/2007 Pieratt D14/492
D593,111 S * 5/2009 Danton D14/485
D627,789 S * 11/2010 Jewitt D14/485
D633,525 S * 3/2011 Trabona D14/495


D677,279 S * 3/2013 Phelan D14/495
D681,676 S * 5/2013 Phelan D14/495
D704,738 S * 5/2014 Jewitt D14/495
D709,085 S * 7/2014 Wen D14/487
D717,339 S * 11/2014 Wen D14/495
D723,045 S * 2/2015 Ranz D14/485
D737,849 S * 9/2015 Tursi D14/488
D755,241 S * 5/2016 Kim D14/495
D761,869 S * 7/2016 Tursi D14/493
D786,930 S * 5/2017 Okumura D14/494
2008/0307360 A1* 12/2008 Chaudhri G06F 3/0481
715/835
2009/0179892 A1* 7/2009 Tsuda G06F 3/04817
345/419
2009/0265657 A1* 10/2009 Bamford G06F 3/04886
715/786
2010/0058244 A1* 3/2010 Wang G06F 3/04817
715/838

* cited by examiner
Primary Examiner — Melanie H Tung
Assistant Examiner — Bao-Yen Nguyen

(57) **CLAIM**
The ornamental design for a printer machine user interface screen with icon, as shown and described.

DESCRIPTION
FIG. 1 is a front view of a printer machine user interface screen with icon showing the new design, the icon is shown in an enlarged view without the broken lines for clarity of illustration; and,
FIG. 2 is a front view of printer machine user interface screen with icon showing the new design.
The broken lines illustrate the printer machine user interface screen and form no part of the claimed design. The broken lines illustrate portions of the graphical user interface and form no part of the claimed design.

1 Claim, 2 Drawing Sheets






FIG. 1

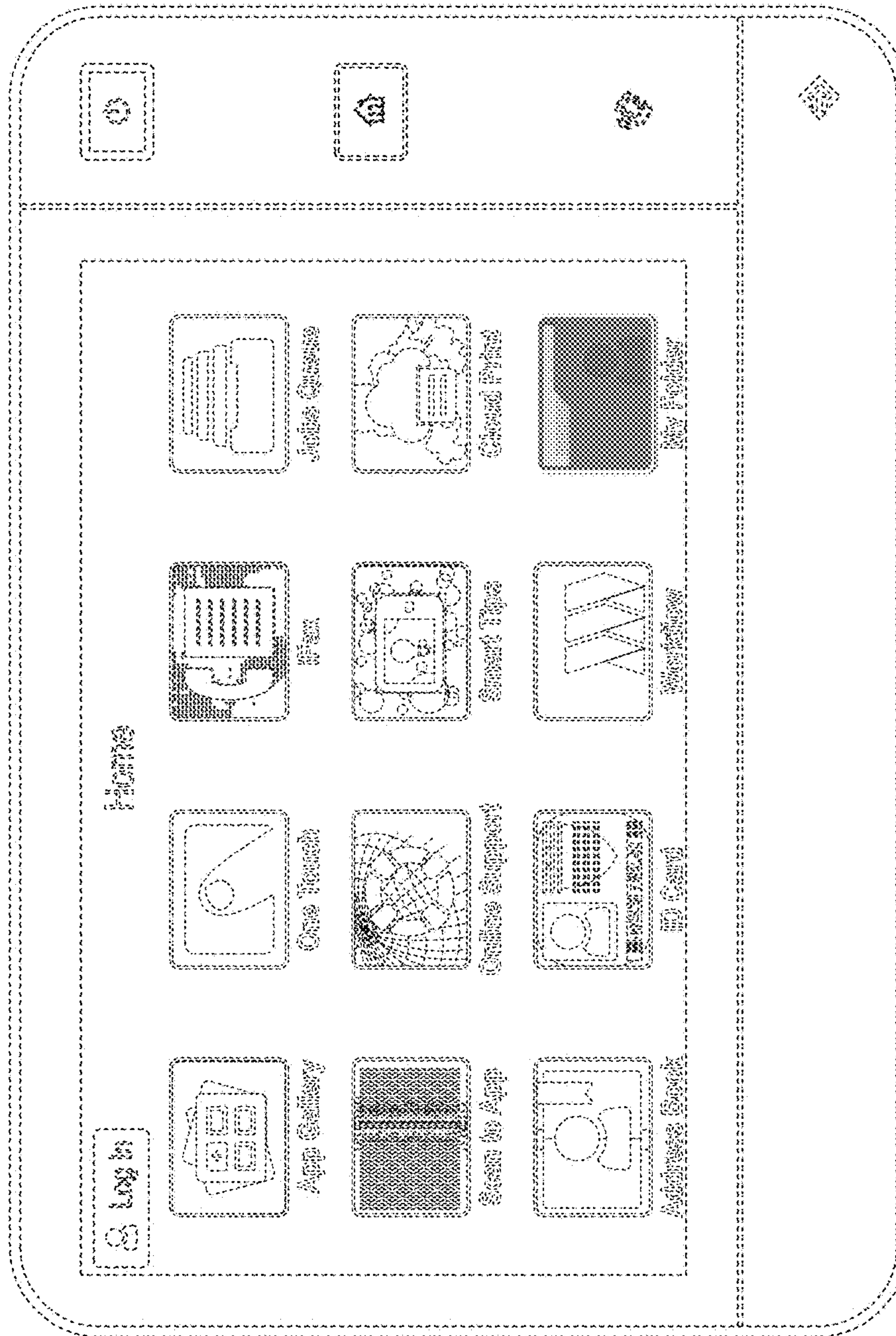


FIG. 2