



US00D806121S

(12) **United States Design Patent** (10) **Patent No.:** **US D806,121 S**  
**Jewitt** (45) **Date of Patent:** **\*\* Dec. 26, 2017**

- (54) **PRINTER MACHINE USER INTERFACE SCREEN WITH ICON**
- (71) Applicant: **XEROX CORPORATION**, Norwalk, CT (US)
- (72) Inventor: **Shane Jewitt**, Webster, NY (US)
- (73) Assignee: **Xerox Corporation**, Norwalk, CT (US)
- (\*\*) Term: **15 Years**
- (21) Appl. No.: **29/573,764**
- (22) Filed: **Aug. 9, 2016**
- (51) **LOC (10) Cl.** ..... **14-04**
- (52) **U.S. Cl.**  
USPC ..... **D14/491**
- (58) **Field of Classification Search**  
USPC ..... D14/485-495  
CPC .... G06F 3/048; G06F 3/0481; G06F 3/04812; G06F 3/04815; G06F 3/04817; G06F 3/0482; G06F 3/0483; G06F 3/0484; G06F 3/04842; G06F 3/04845; G06F 3/04847; G06F 3/0485; G06F 3/04855; G06F 3/0486; G06F 3/0487; G06F 3/0488; G06F 3/04883; G06F 3/04886; H04N 1/00424  
See application file for complete search history.

7,538,844	B2 *	5/2009	Lu	.....	G02F 1/134363	349/129
D627,789	S *	11/2010	Jewitt	.....	D14/485	
D698,819	S *	2/2014	Gardner	.....	D14/488	
D706,294	S *	6/2014	Jewitt	.....	D14/489	
D746,324	S *	12/2015	Kim	.....	D14/489	
D761,310	S *	7/2016	Brinda	.....	D14/491	
D774,545	S *	12/2016	Tursi	.....	D14/491	
D781,333	S *	3/2017	Che	.....	D14/486	
2003/0115375	A1 *	6/2003	Robison	.....	G06F 9/4443	719/318
2011/0107252	A1 *	5/2011	Balaram	.....	G06F 17/5036	715/773
2011/0292123	A1 *	12/2011	Fang	.....	B41J 2/14145	347/43
2012/0273130	A1 *	11/2012	Drewery	.....	H01J 37/32651	156/345.3
2016/0060040	A1 *	3/2016	Minkin	.....	B65G 15/40	198/715

\* cited by examiner

*Primary Examiner* — Melanie H Tung  
*Assistant Examiner* — Bao-Yen Nguyen

(57) **CLAIM**

The ornamental design for a workflow application icon for a printer machine user interface screen with icon, as shown and described.

**DESCRIPTION**


FIG. 1 is a front view of a printer machine user interface screen with icon showing the new design, the icon is shown in an enlarged view without the broken lines for clarity of illustration; and,  
FIG. 2 is a front view of printer machine user interface screen with icon showing the new design. The broken lines illustrate the printer machine user interface screen and form no part of the claimed design. The broken lines illustrate portions of the graphical user interface and form no part of the claimed design.

**1 Claim, 2 Drawing Sheets**

(56) **References Cited**

**U.S. PATENT DOCUMENTS**

3,988,917	A *	11/1976	Mykolenko	.....	B21D 13/04	72/187
4,523,300	A *	6/1985	Tocci	.....	G11C 19/0866	365/43
6,456,310	B1 *	9/2002	Wallace	.....	G03G 15/0152	347/116
6,801,227	B2 *	10/2004	Bocionek	.....	G06F 3/0483	707/E17.111
6,859,248	B2 *	2/2005	Matsumoto	.....	G02F 1/133371	349/141
D526,328	S *	8/2006	Reece	.....	D14/489	






FIG. 1

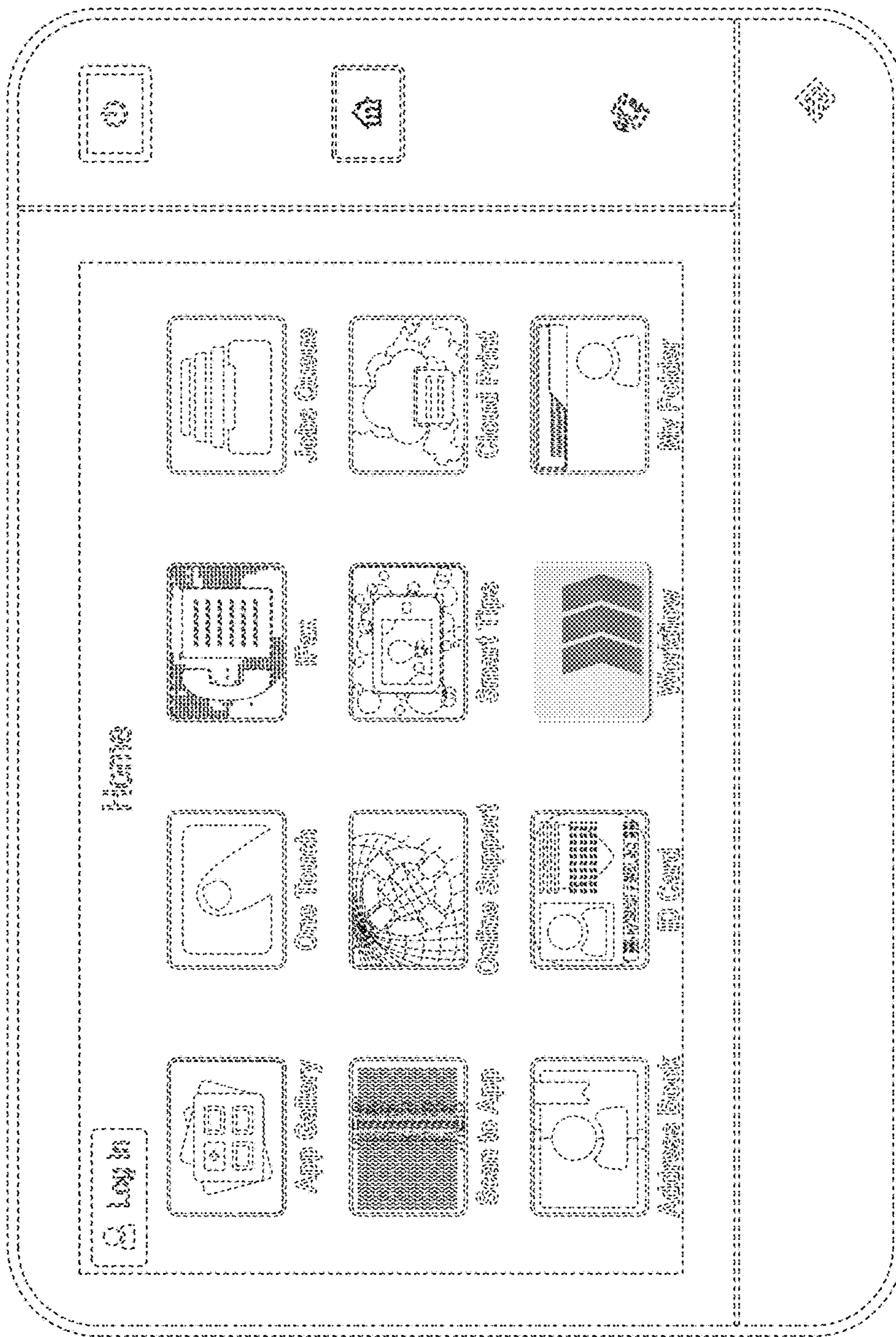


FIG. 2