

US00D806116S

(12) **United States Design Patent**
Springer

(10) **Patent No.:** **US D806,116 S**

(45) **Date of Patent:** **** Dec. 26, 2017**

(54) **DISPLAY SCREEN OR PORTION THEREOF WITH CHANGEABLE GRAPHICAL USER INTERFACE**

(71) Applicant: **Ossia, Inc.**, Redmond, WA (US)

(72) Inventor: **John B. Springer**, Tucson, AZ (US)

(73) Assignee: **Ossia Inc.**, Bellevue, WA (US)

(**) Term: **14 Years**

(21) Appl. No.: **29/524,604**

(22) Filed: **Apr. 21, 2015**

Related U.S. Application Data

(63) Continuation-in-part of application No. 29/522,704, filed on Apr. 1, 2015.

(51) **LOC (10) Cl.** **14-04**

(52) **U.S. Cl.**
USPC **D14/489**

(58) **Field of Classification Search**
USPC D14/785-495
CPC G06F 3/04817; G06F 3/04845; G06F 2200/1614; G05B 2219/23258; H04N 1/00891

See application file for complete search history.

(56) **References Cited**

U.S. PATENT DOCUMENTS

D606,089 S	*	12/2009	Lal	D14/488
D667,450 S	*	9/2012	Eby	D14/492
D669,497 S	*	10/2012	Lee	D14/489
D676,457 S	*	2/2013	Frost	D14/488
D687,063 S	*	7/2013	Myung	D14/489
D709,917 S	*	7/2014	Faulkner	D14/494
D723,054 S	*	2/2015	Nagaoka	D14/486
D727,928 S	*	4/2015	Allison	D14/485
D739,872 S	*	9/2015	Bang	D14/488
D741,901 S	*	10/2015	Gardner	D14/489
D744,535 S	*	12/2015	Shin	D14/489

(Continued)

OTHER PUBLICATIONS

Printer power button Free Photo , posted at freepik.com, posting date not given, © 2010-2016 Graphic Resources LLC, [online], [site visited Mar. 4, 2016]. Available from Internet, <URL: http://www.freepik.com/free-photo/printer-power-button_631427.htm >.*

(Continued)

Primary Examiner — Karen Kearney
Assistant Examiner — Kristin E Reed

(57) **CLAIM**

The ornamental design for a display screen or portion thereof with changeable graphical user interface, as shown and described.

DESCRIPTION

FIG. 1 is a front view of a display screen or portion thereof with changeable graphical user interface according to a first state of a first embodiment;

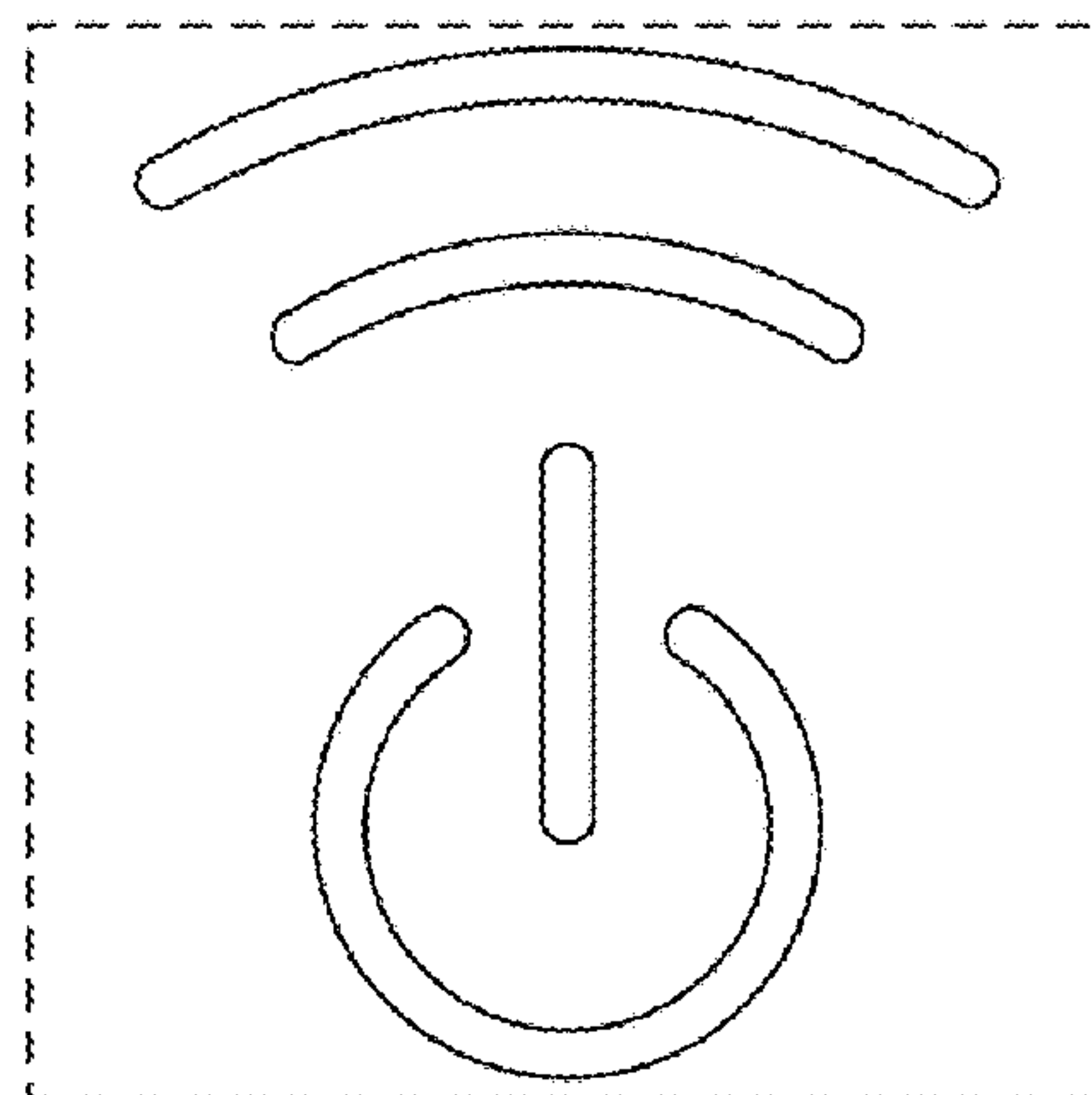
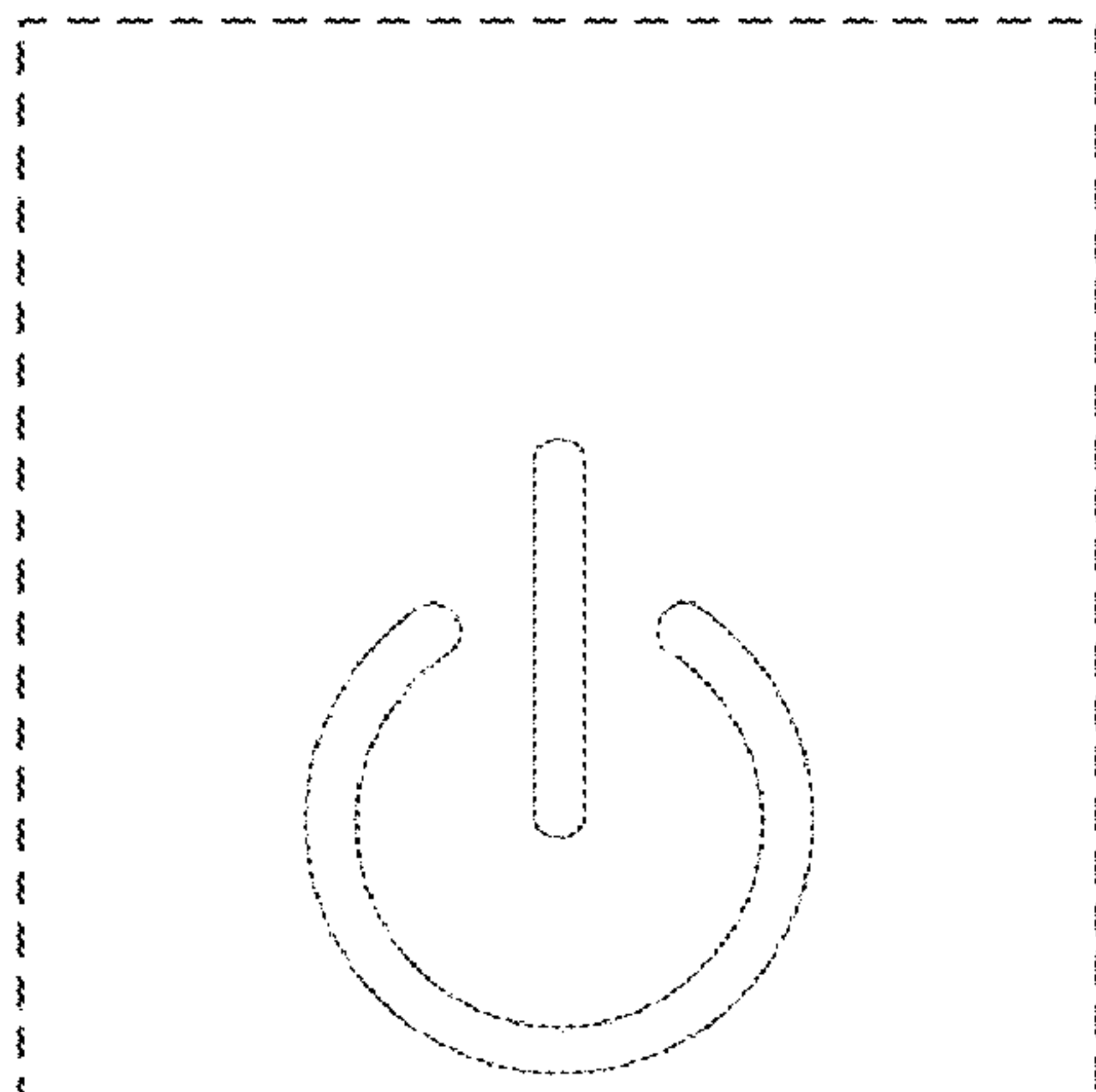
FIG. 2 is a front view of a display screen or portion thereof with changeable graphical user interface according to a second state of the first embodiment;

FIG. 3 is a front view of a display screen or portion thereof with changeable graphical user interface according to a third state of the first embodiment; and,

FIG. 4 is a view of the icon shown on FIG. 3 shown on a partial device.

The broken line showing of the device illustrates environment. The remainder of the broken lines illustrate portions of the display screen or portion thereof with changeable graphical user interface. The broken lines form no part of the claimed design. The subject matter in this patent includes a process or period in which an image changes into another image. This process or period forms no part of the claimed design.

1 Claim, 2 Drawing Sheets



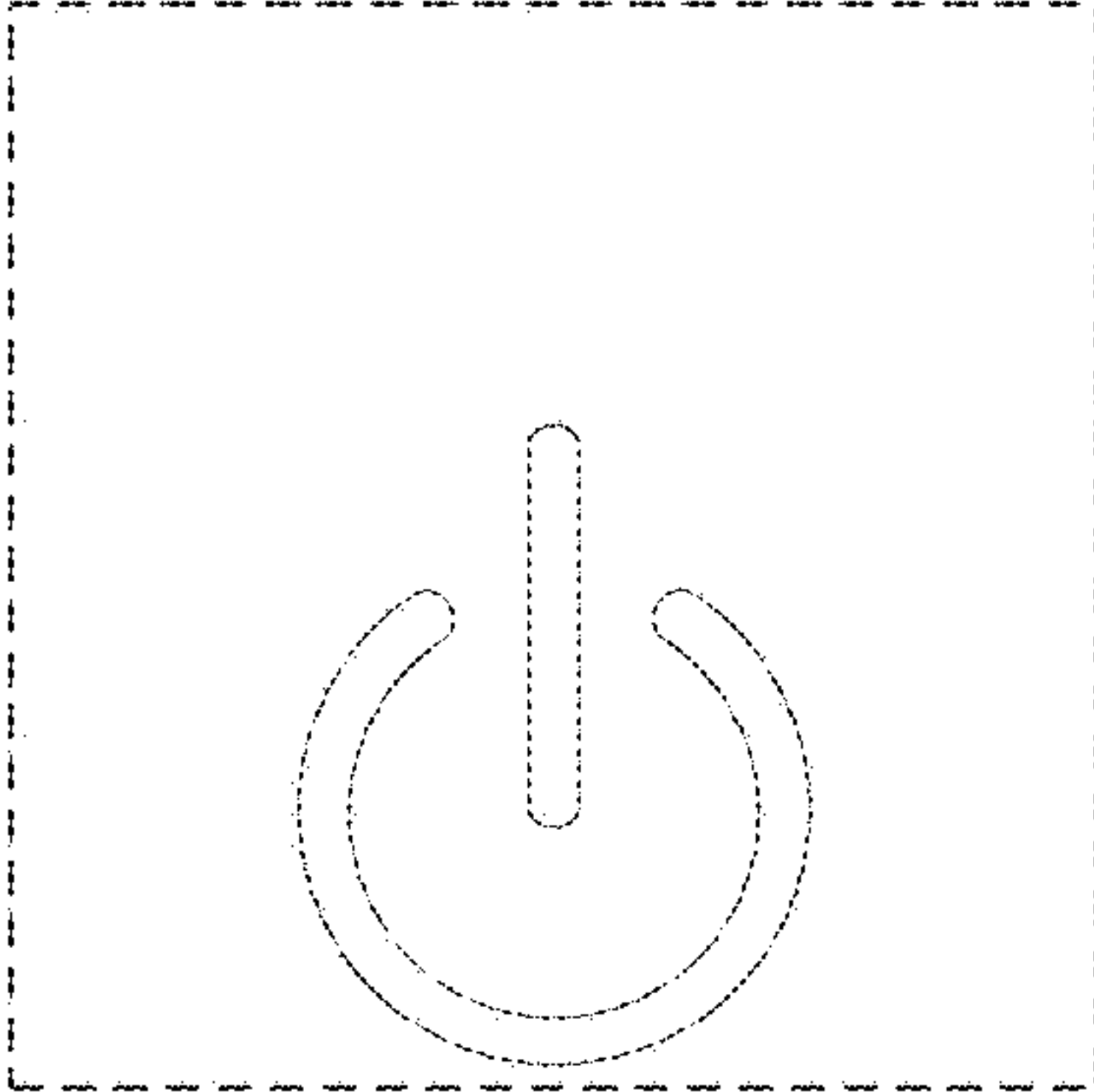


FIG. 1

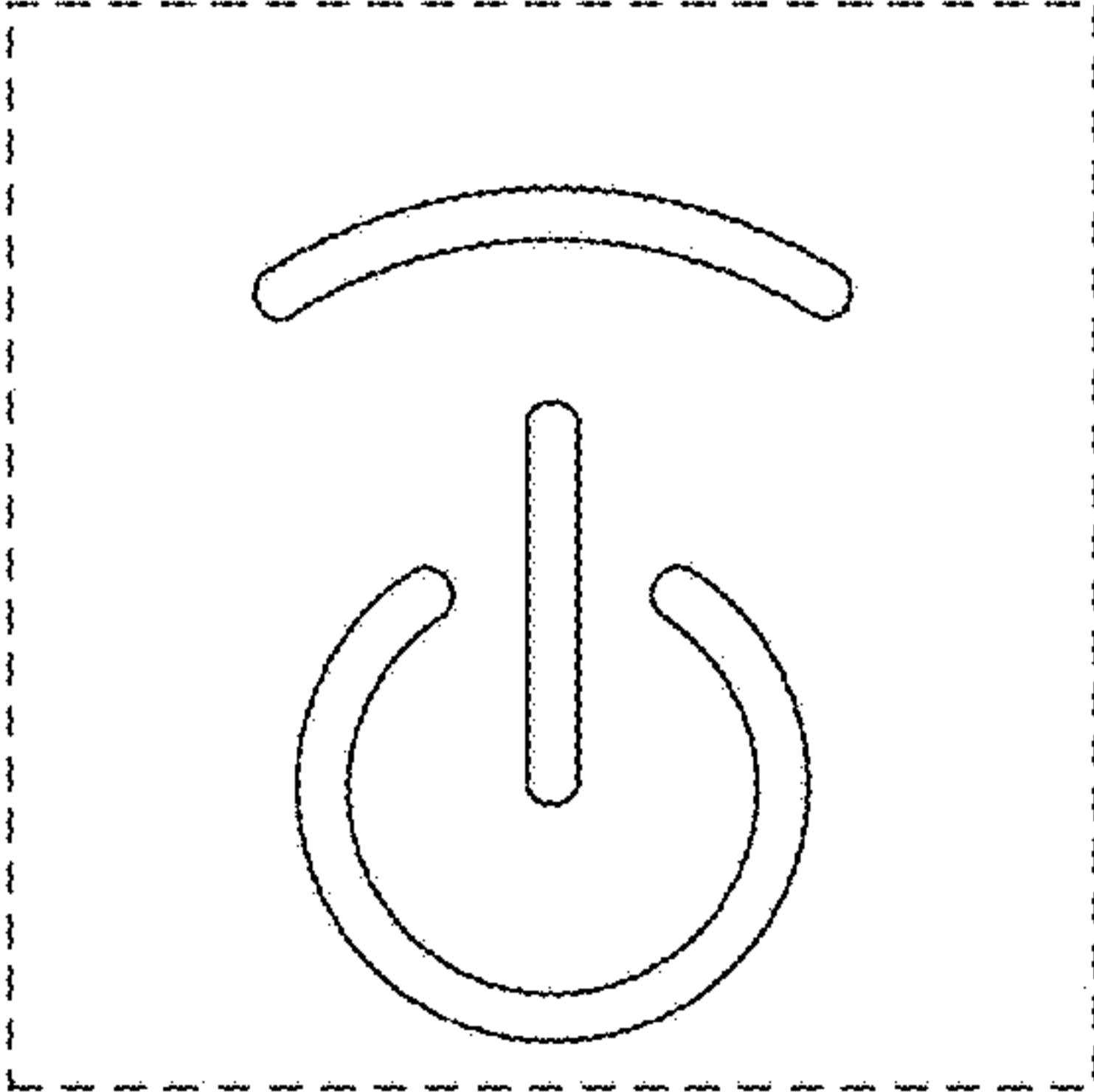


FIG. 2




FIG. 3

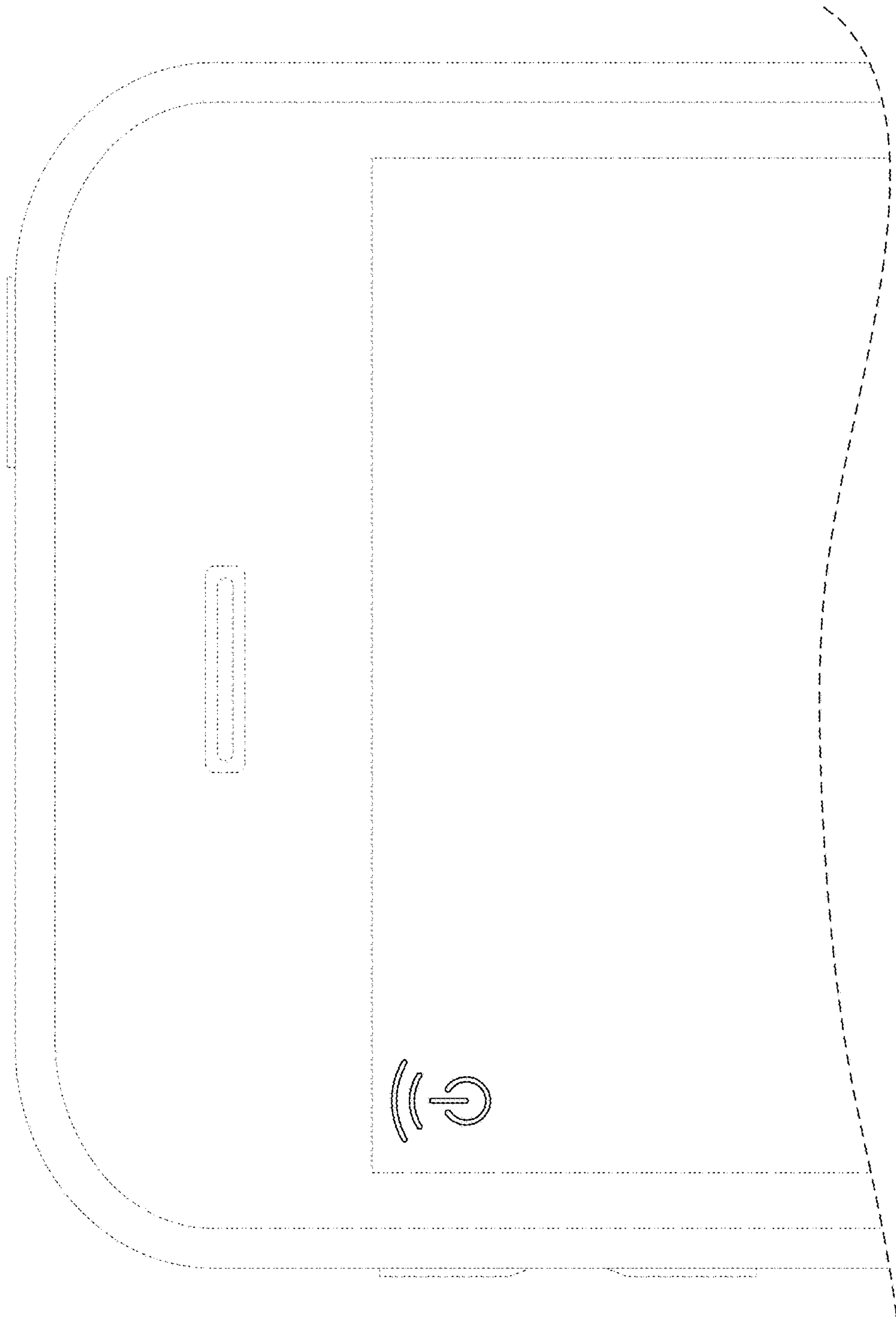


FIG. 4