



US00D806097S

(12) **United States Design Patent** (10) **Patent No.:** **US D806,097 S**
Rahn et al. (45) **Date of Patent:** **** Dec. 26, 2017**

(54) **DISPLAY SCREEN WITH GRAPHICAL USER INTERFACE FOR A TRAIN OPERATOR CONTROL**

(71) Applicant: **SIEMENS AKTIENGESELLSCHAFT**, Munich (DE)

(72) Inventors: **Karsten Rahn**, Cremlingen (DE); **Anette Von Hagen**, Braunschweig (DE)

(73) Assignee: **Siemens Aktiengesellschaft**, Munich (DE)

(**) Term: **15 Years**

(21) Appl. No.: **29/533,053**

(22) Filed: **Jul. 14, 2015**

Related U.S. Application Data

(62) Division of application No. 29/439,737, filed on Dec. 14, 2012, now Pat. No. Des. 753,684.

(30) **Foreign Application Priority Data**

Jul. 20, 2012 (EM) 001335947

(51) **LOC (10) Cl.** **14-04**

(52) **U.S. Cl.**
USPC **D14/486**; D14/490; D14/491; D14/492

(58) **Field of Classification Search**
USPC D14/485-495
CPC G07C 5/12; G06F 3/0482; G06F 3/04886
See application file for complete search history.

(56) **References Cited**

U.S. PATENT DOCUMENTS

D479,846 S	9/2003	Kreikemeier et al.	
D480,092 S	9/2003	Kreikemeier et al.	
D549,721 S	8/2007	Ito et al.	
D549,722 S *	8/2007	Ito	D14/488
D553,142 S	10/2007	Blencowe	
D555,164 S	11/2007	Sergio	
D563,977 S	3/2008	Carl et al.	
7,717,841 B2	5/2010	Brendley et al.	
D681,670 S	5/2013	Fletcher et al.	
D682,850 S	5/2013	Del Pasqua	
D687,838 S *	8/2013	Poeppel	D14/485
D754,675 S *	4/2016	Vazquez	D14/485
D754,680 S *	4/2016	Lee	D14/485
D773,518 S *	12/2016	Sandhu	D14/487
2008/0195269 A1	8/2008	Lacy et al.	
2015/0291193 A1 *	10/2015	Perras	B61L 25/025 246/122 R

* cited by examiner

Primary Examiner — Richelle G Shelton

(74) *Attorney, Agent, or Firm* — Laurence Greenberg; Werner Stemer; Ralph Locher

(57) **CLAIM**

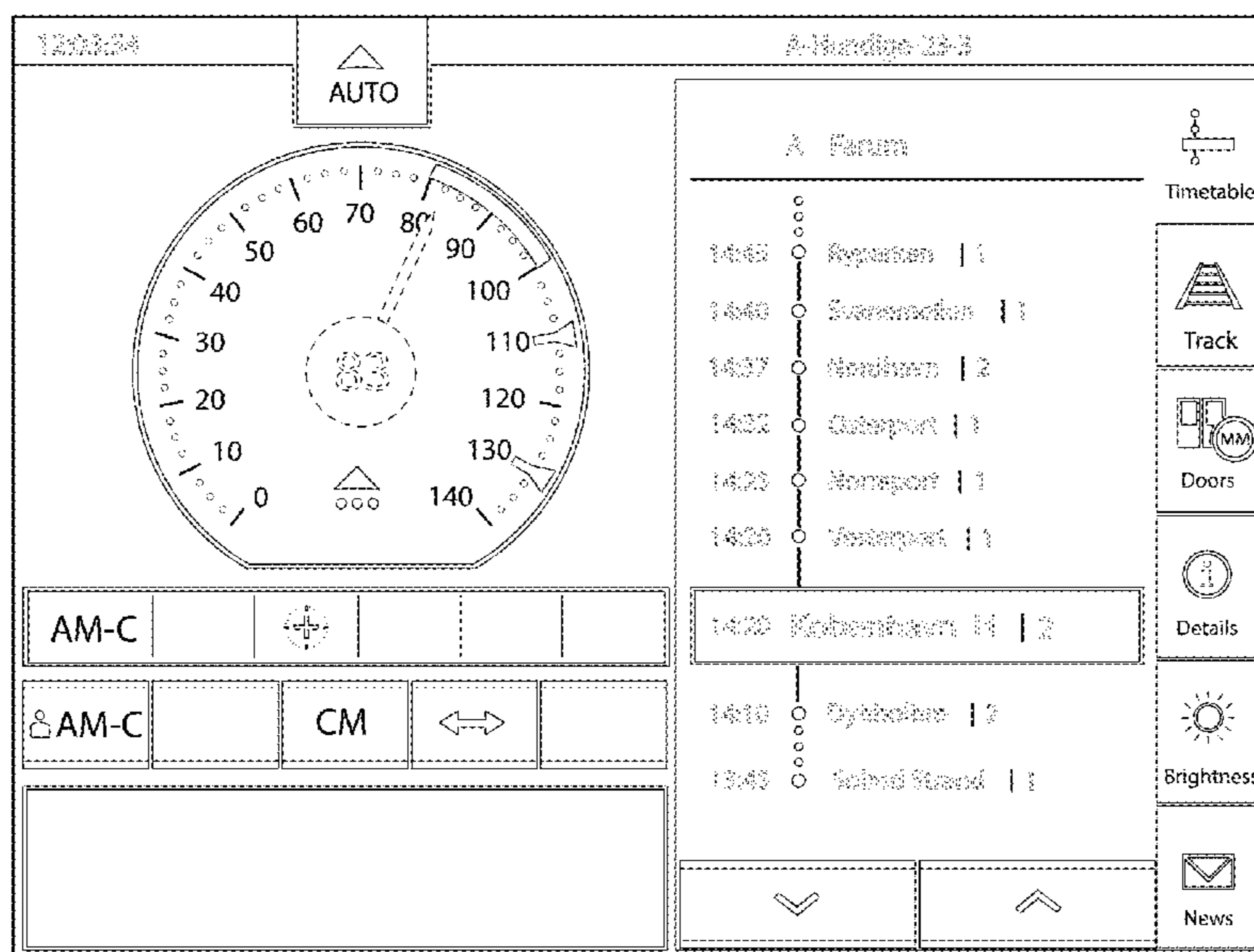
The ornamental design for a display screen with graphical user interface for a train operator control, as shown and described.

DESCRIPTION

FIG. 1 is a plan view of a display screen with graphical user interface for a train operator control showing our new design; and,

FIG. 2 is a plan view of a second embodiment thereof. The broken line showing of the remainder of the graphical user interface is included for the purpose of illustrating dynamic elements and forms no part of the claimed design.

1 Claim, 2 Drawing Sheets



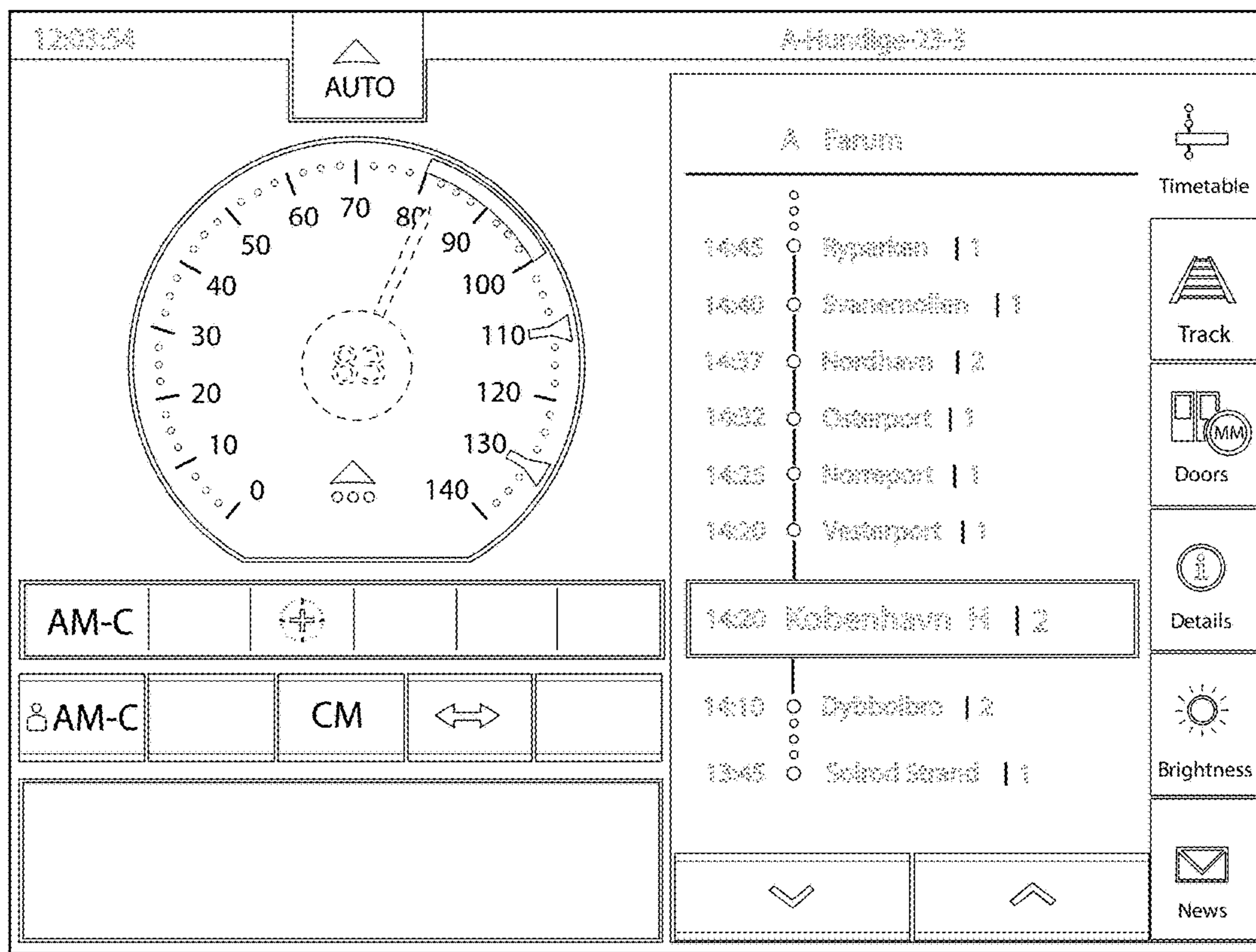


FIG. 1

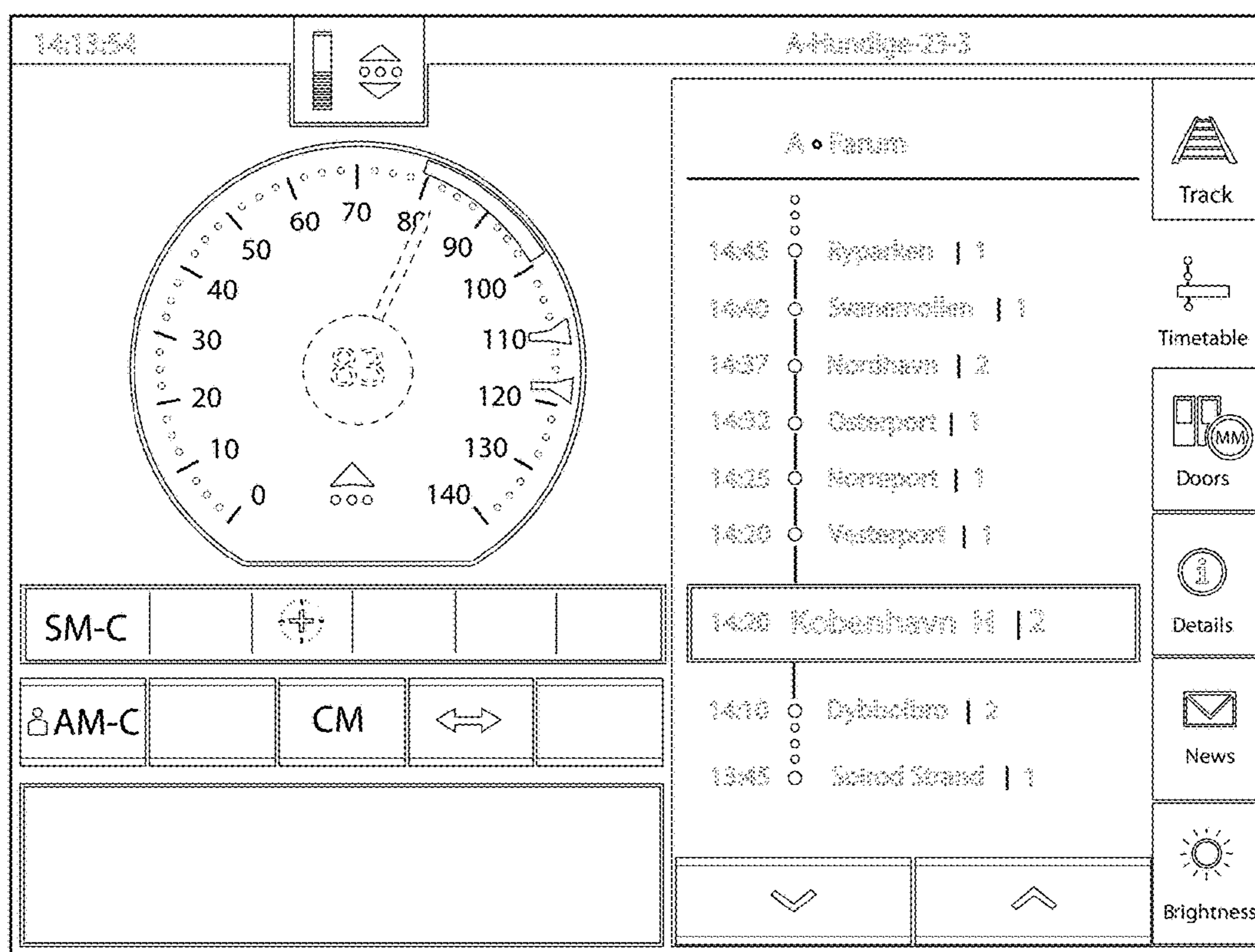


FIG. 2