



US00D806077S

(12) **United States Design Patent** (10) **Patent No.:** **US D806,077 S**  
**Kinoshita et al.** (45) **Date of Patent:** **\*\* Dec. 26, 2017**

(54) **KEYBOARD FOR CONTROLLING MACHINE TOOLS**

H04M 1/0237; H01H 13/14; H01H 13/84;  
B41J 5/00; B41J 5/12; B41J 5/10  
See application file for complete search history.

(71) Applicant: **FANUC CORPORATION**, Yamanashi (JP)

(56) **References Cited**

(72) Inventors: **Jiro Kinoshita**, Yamanashi (JP);  
**Yoshiaki Kurobe**, Yamanashi (JP)

U.S. PATENT DOCUMENTS

(73) Assignee: **FANUC CORPORATION**, Yamanashi (JP)

D648,338 S \* 11/2011 Raeber ..... D14/392  
D700,570 S \* 3/2014 Raeber ..... D13/102  
2002/0063691 A1\* 5/2002 Rogers ..... G06F 3/0219  
345/168

(\*\*) Term: **15 Years**

\* cited by examiner

(21) Appl. No.: **29/580,200**

*Primary Examiner* — Freda S Nunn

(22) Filed: **Oct. 6, 2016**

(74) *Attorney, Agent, or Firm* — RatnerPrestia

(30) **Foreign Application Priority Data**

(57) **CLAIM**

Apr. 8, 2016 (JP) ..... 2016-007922

The ornamental design for a keyboard for controlling machine tools, as shown and described.

(51) **LOC (10) Cl.** ..... **14-02**

**DESCRIPTION**

(52) **U.S. Cl.**

FIG. 1 is a perspective view of a keyboard for controlling machine tools showing our new design;

USPC ..... **D14/396**

FIG. 2 is a front view thereof;

(58) **Field of Classification Search**

USPC ..... **D14/315-327, 391-399, 455, 456;**

FIG. 3 is a left side elevational view thereof;

**D18/1, 2, 7, 118**

FIG. 4 is a right side elevational view thereof;

CPC ..... **G06F 1/16; G06F 1/1616; G06F 1/1626;**

FIG. 5 is a top plan view thereof;

**G06F 1/1632; G06F 1/1613; G06F**

FIG. 6 is a bottom plan view thereof; and,

**1/1601; G06F 1/1618; G06F 1/162; G06F**

FIG. 7 is a rear view thereof.

**3/0221; G06F 3/0216; H01R 35/02;**

Broken lines shown in the drawings represent unclaimed portions of the keyboard only and form no part of the claimed design.

**H03M 11/00; G09B 13/04; H03K 17/94;**

**G09G 5/00; F16M 11/10; H05K 5/00;**

**1 Claim, 4 Drawing Sheets**

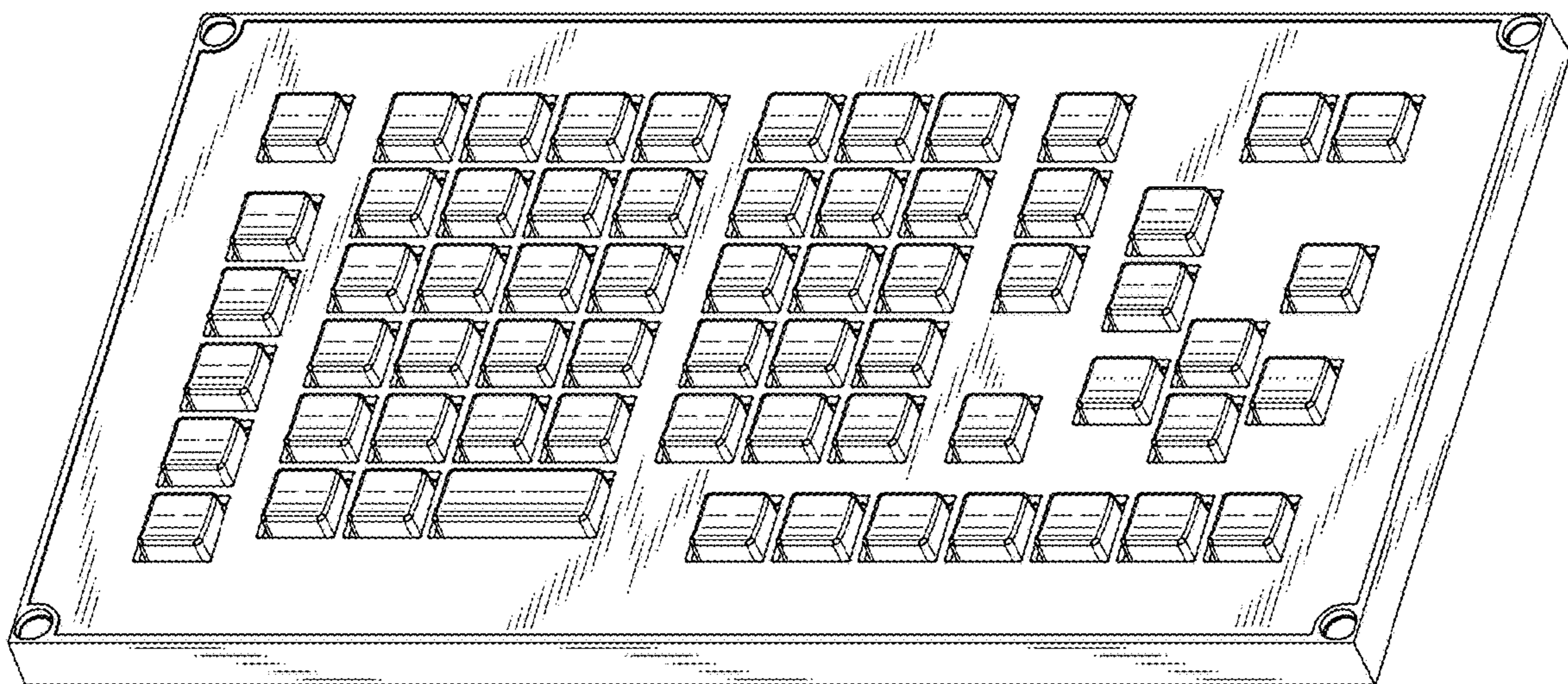


FIG. 1

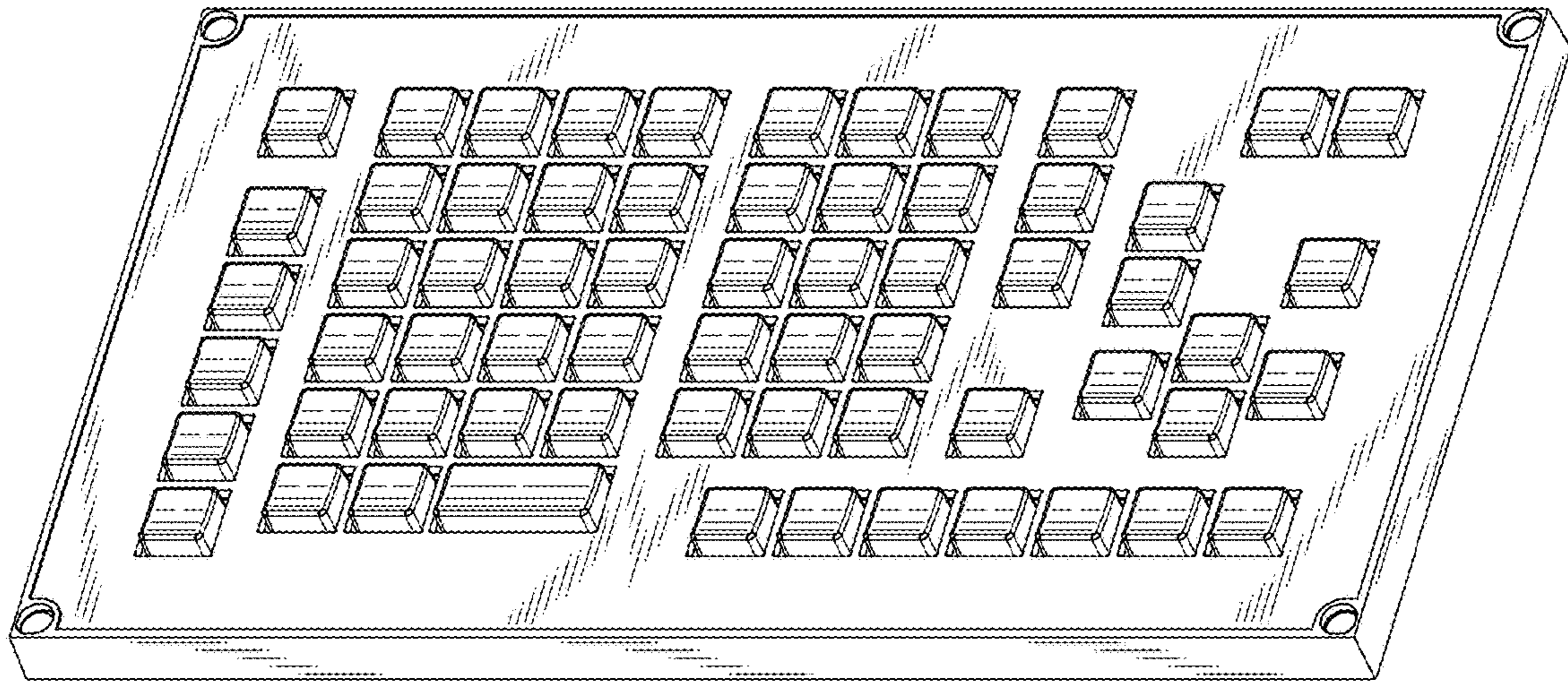


FIG. 2

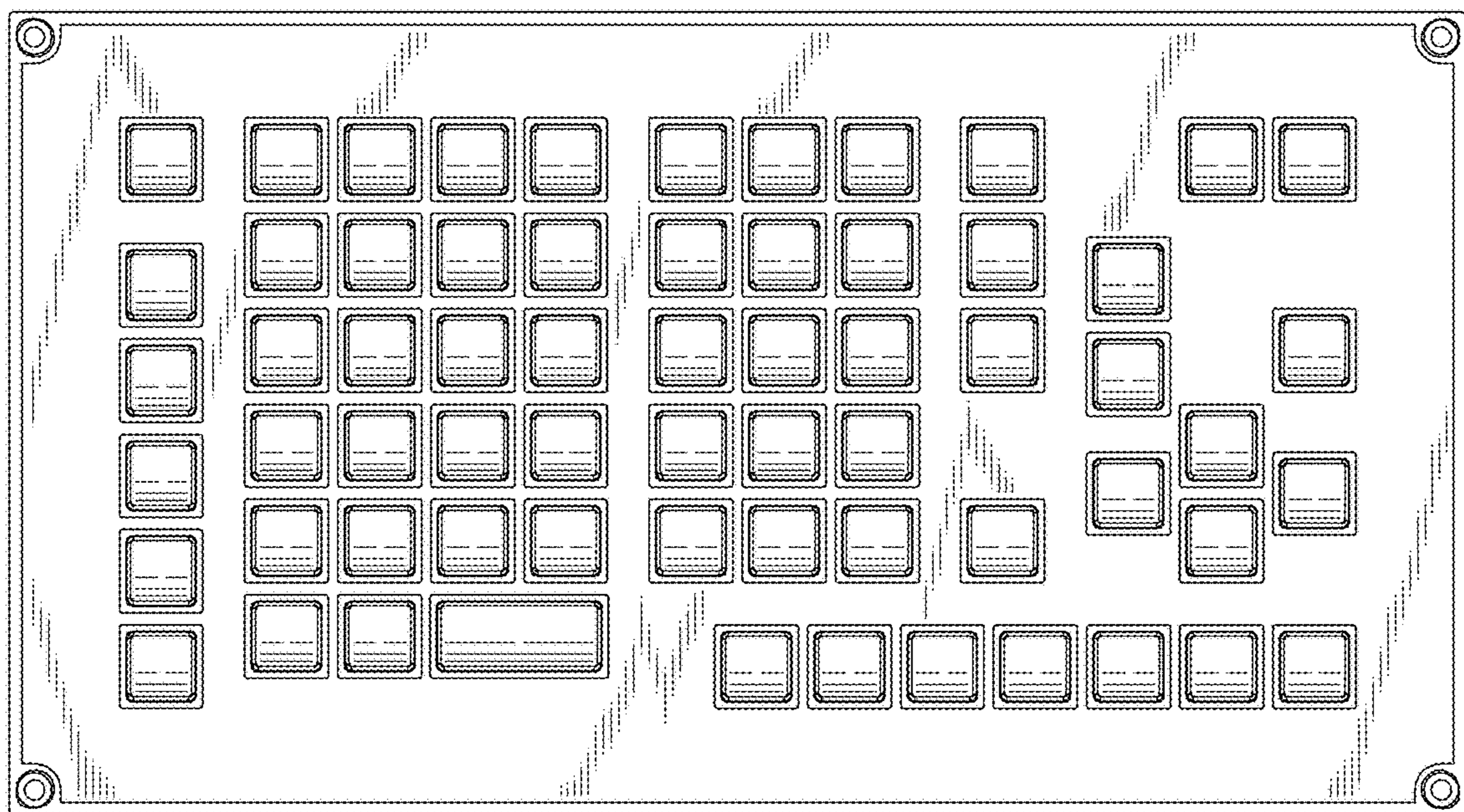




FIG. 3

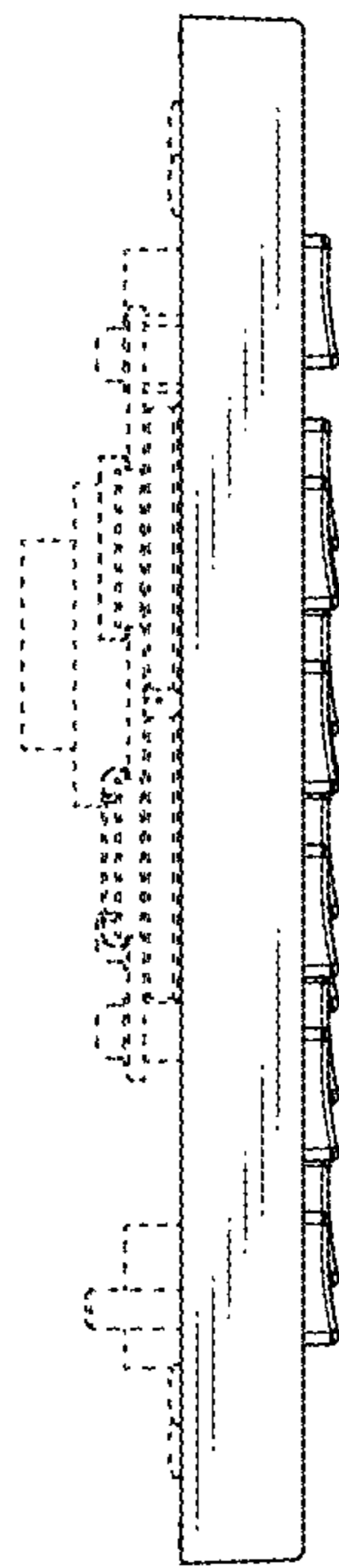


FIG. 4

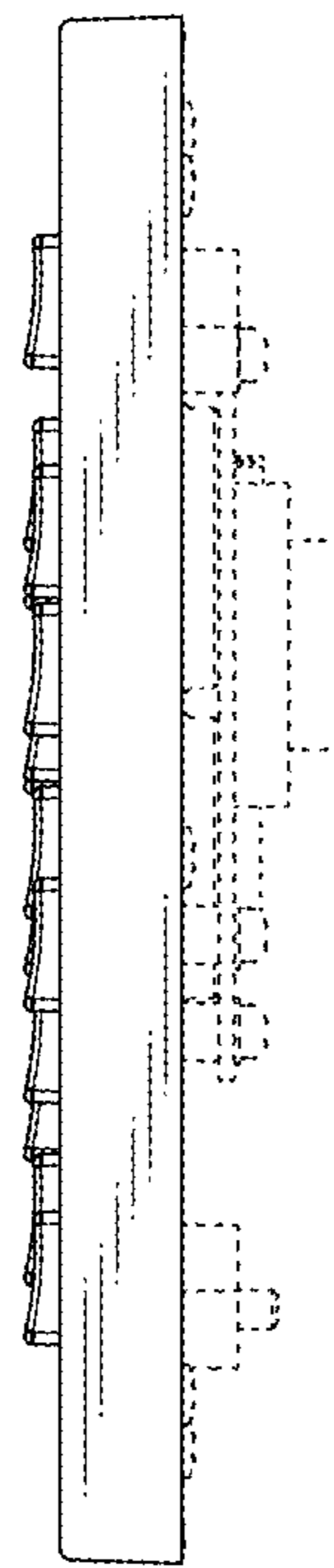


FIG. 5



FIG. 6

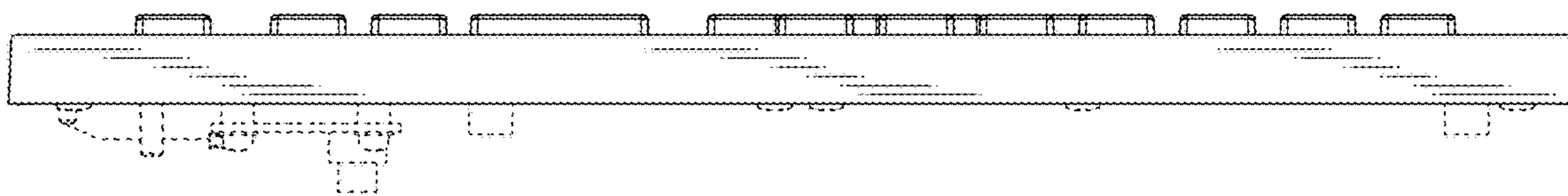


FIG. 7

