



US00D806075S

(12) **United States Design Patent** (10) **Patent No.:** **US D806,075 S**
Chen et al. (45) **Date of Patent:** **** Dec. 26, 2017**

(54) **DISPLAY DEVICE**
(71) Applicant: **Quanta Computer Inc.**, Taoyuan (TW)
(72) Inventors: **Jyun-Jie Chen**, Taoyuan (TW);
Shih-Yun Lee, Taoyuan (TW);
Gwo-Chyuan Chen, Taoyuan (TW)
(73) Assignee: **QUANTA COMPUTER INC.**,
Guishan Dist., Taoyuan (TW)
(**) Term: **15 Years**
(21) Appl. No.: **29/594,127**
(22) Filed: **Feb. 15, 2017**

D704,706 S * 5/2014 Serota D14/372
D719,953 S * 12/2014 Nokuo D14/372
D740,815 S * 10/2015 Bosveld D14/372
D753,112 S * 4/2016 Fei D14/372
D764,467 S * 8/2016 Nokuo D14/372
D776,110 S * 1/2017 Gribetz D14/372
D778,909 S * 2/2017 Nokuo D14/372
D785,619 S * 5/2017 Su D14/372
D791,129 S * 7/2017 Sullivan D14/372
D792,399 S * 7/2017 Thomas D14/372
D795,867 S * 8/2017 Huang D14/372
D796,507 S * 9/2017 Chen D14/372
D798,298 S * 9/2017 Haber D14/372
D798,862 S * 10/2017 Wang D14/372
D800,117 S * 10/2017 Yee D14/372
D800,726 S * 10/2017 Su D14/372
D800,727 S * 10/2017 Mullins D14/372

* cited by examiner

(30) **Foreign Application Priority Data**
Dec. 29, 2016 (TW) 105308008
(51) **LOC (10) Cl.** **14-02**
(52) **U.S. Cl.**
USPC **D14/372**
(58) **Field of Classification Search**
USPC D14/372, 496, 432, 371, 125, 126, 129,
D14/299; D16/300-342; 351/158, 153,
351/144; 345/7-9, 905; 455/344;
348/115, 53, 121, 739
CPC G02B 27/017; G02B 27/0158; G02B
27/0161; G02B 27/0181; G02B 27/0185;
G02B 27/0189
See application file for complete search history.

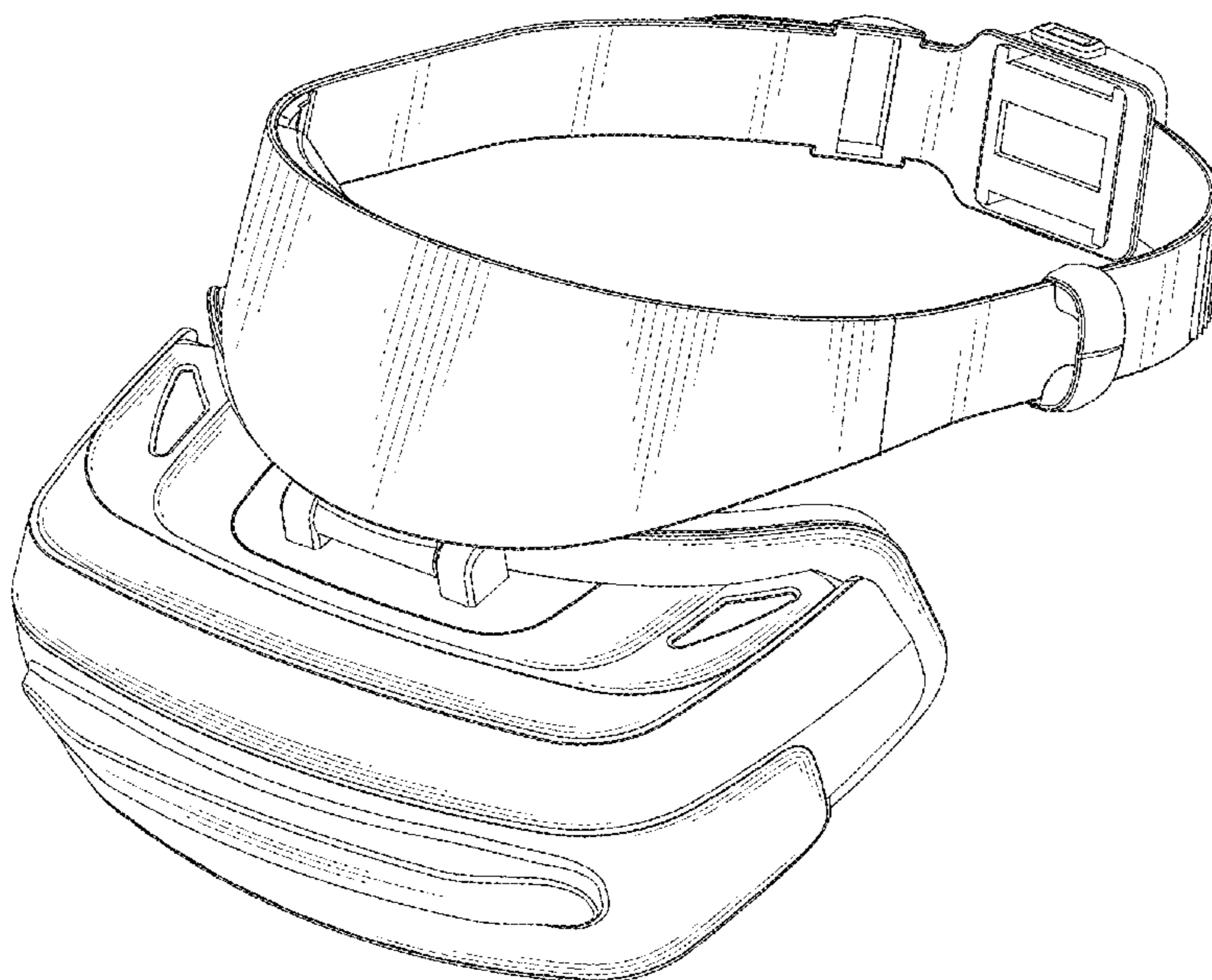
Primary Examiner — Austin Murphy
(74) *Attorney, Agent, or Firm* — McClure, Qualey &
Rodack, LLP

(56) **References Cited**
U.S. PATENT DOCUMENTS
D440,967 S * 4/2001 Jung D14/372
D695,738 S * 12/2013 Kumagai D14/372

(57) **CLAIM**
The design for display device, is as shown and described.

DESCRIPTION
FIG. 1 is a perspective view of a display device, such as a head mounted display, a virtual reality display, an augmented reality display or a mixed reality display, in accordance with our new design;
FIG. 2 is a front view thereof;
FIG. 3 is a rear view thereof;
FIG. 4 is a left side view thereof;
FIG. 5 is a right side view thereof;
FIG. 6 is a top view thereof; and,
FIG. 7 is a bottom view thereof.

1 Claim, 7 Drawing Sheets



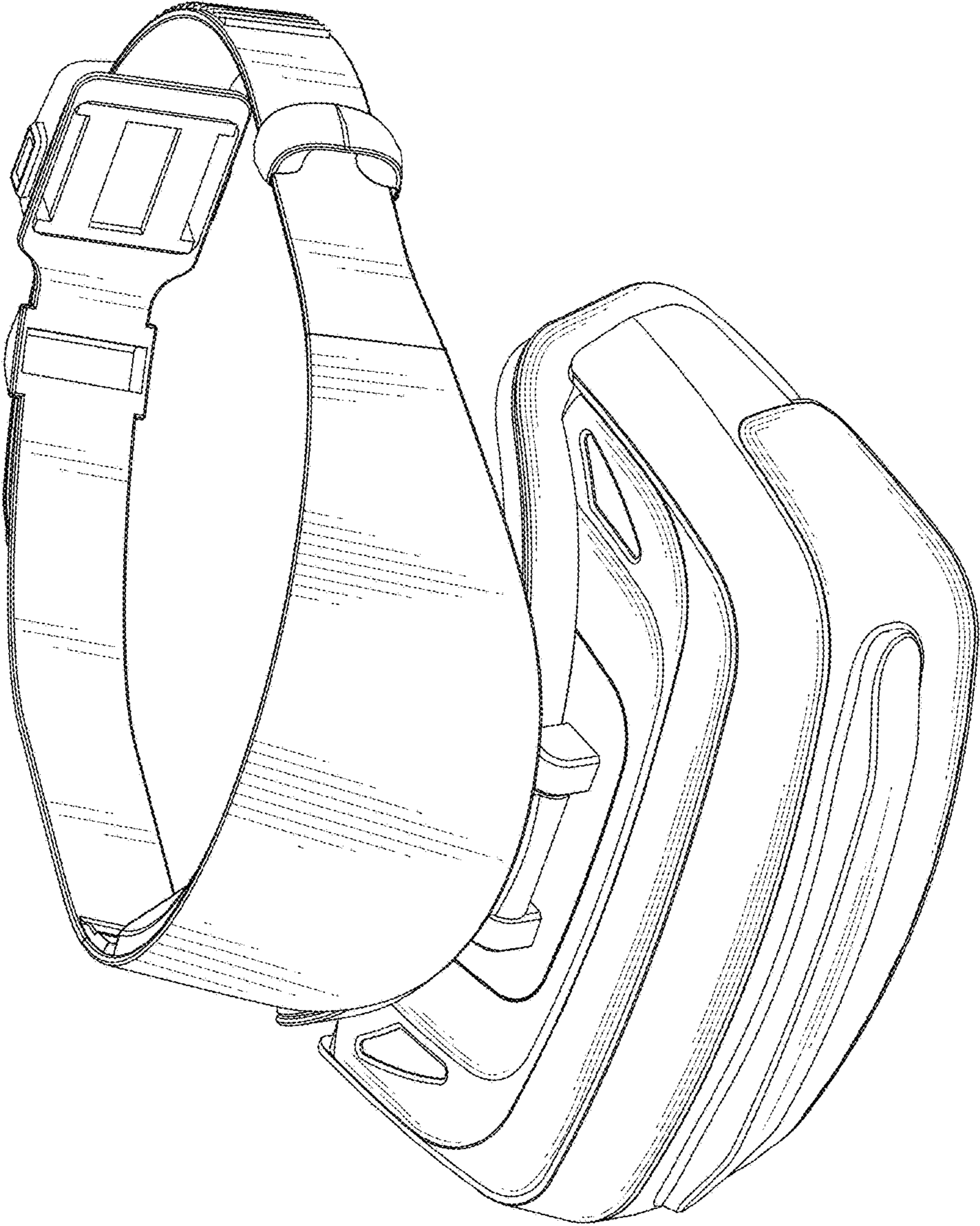


FIG. 1

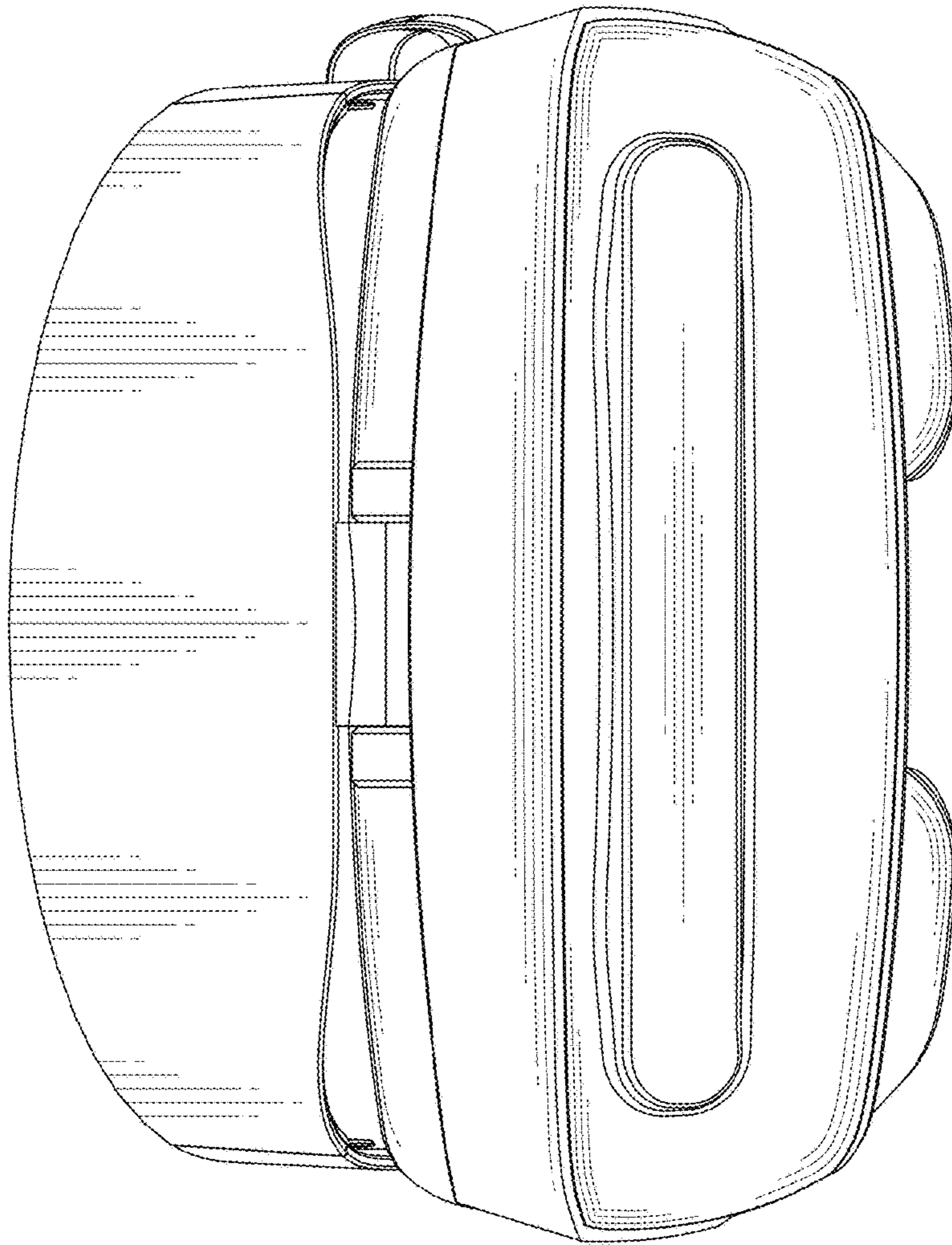


FIG. 2

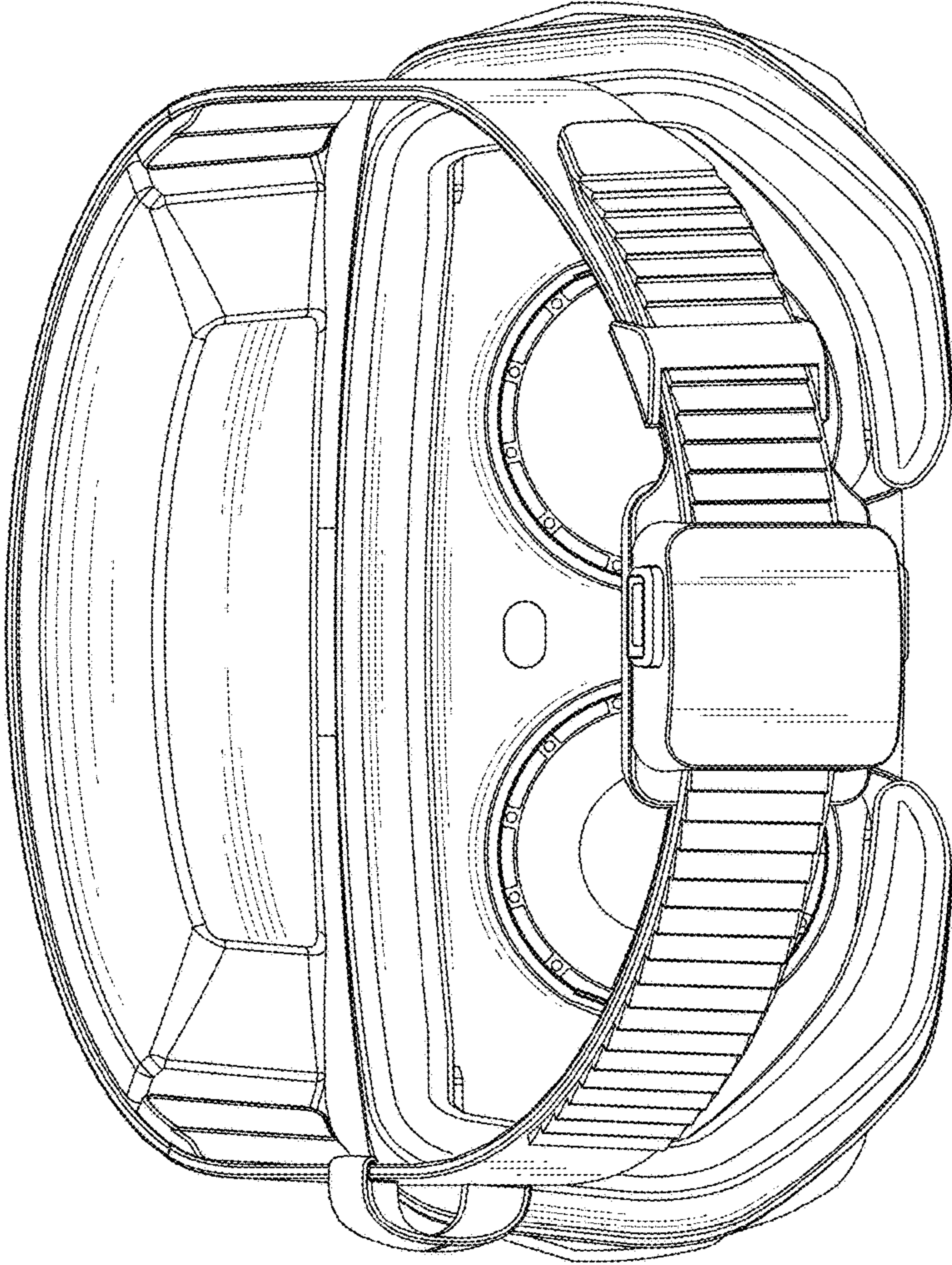


FIG. 3

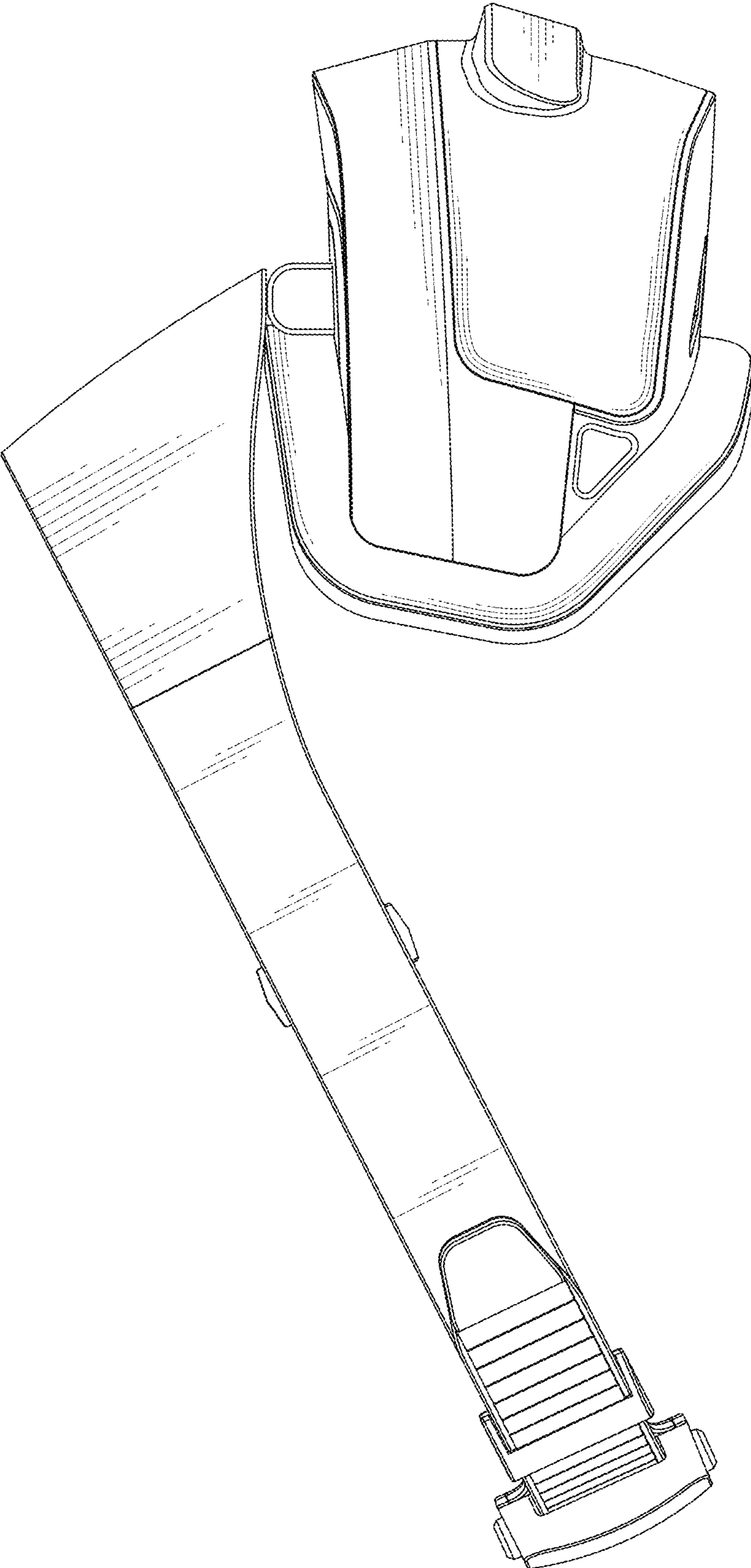


FIG. 4

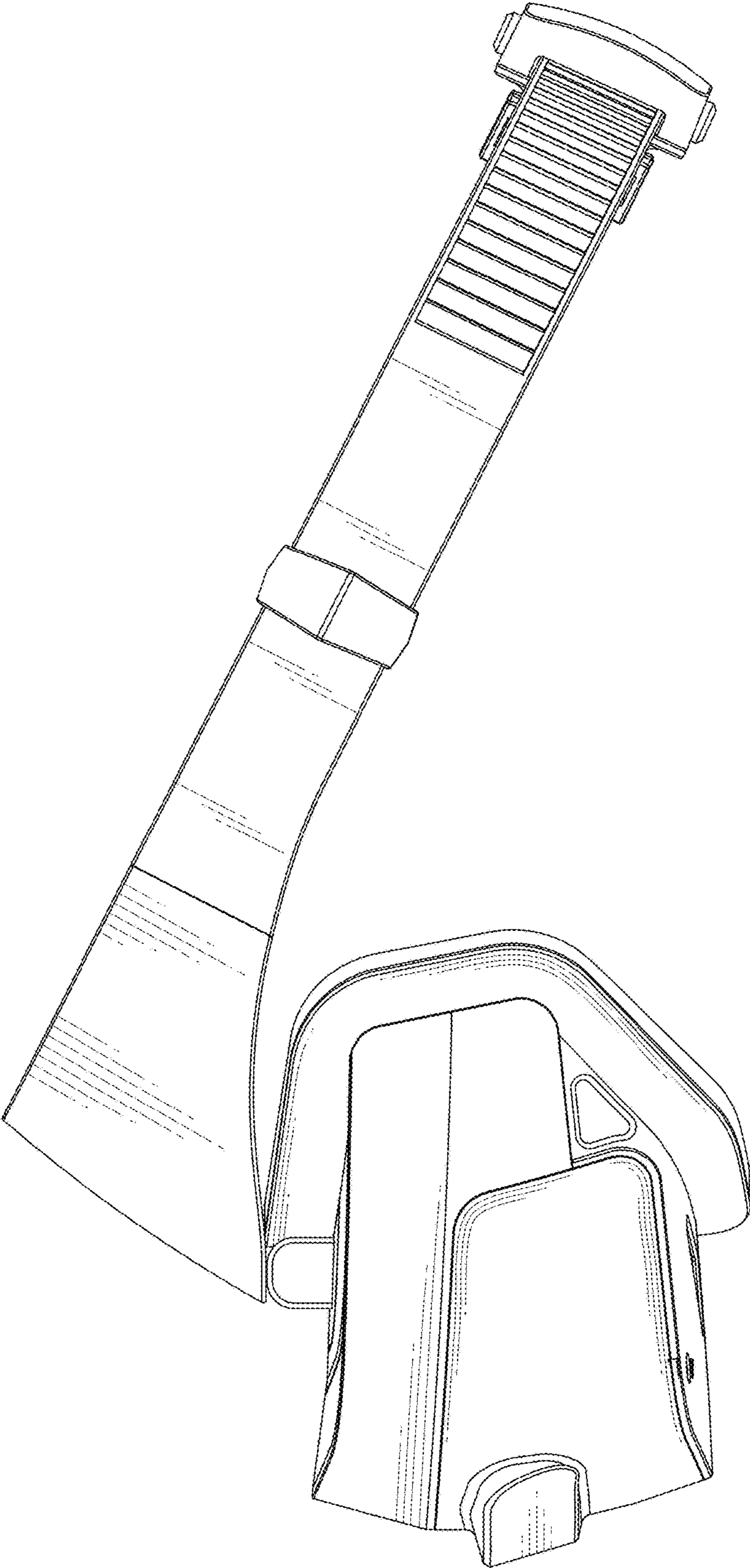


FIG. 5

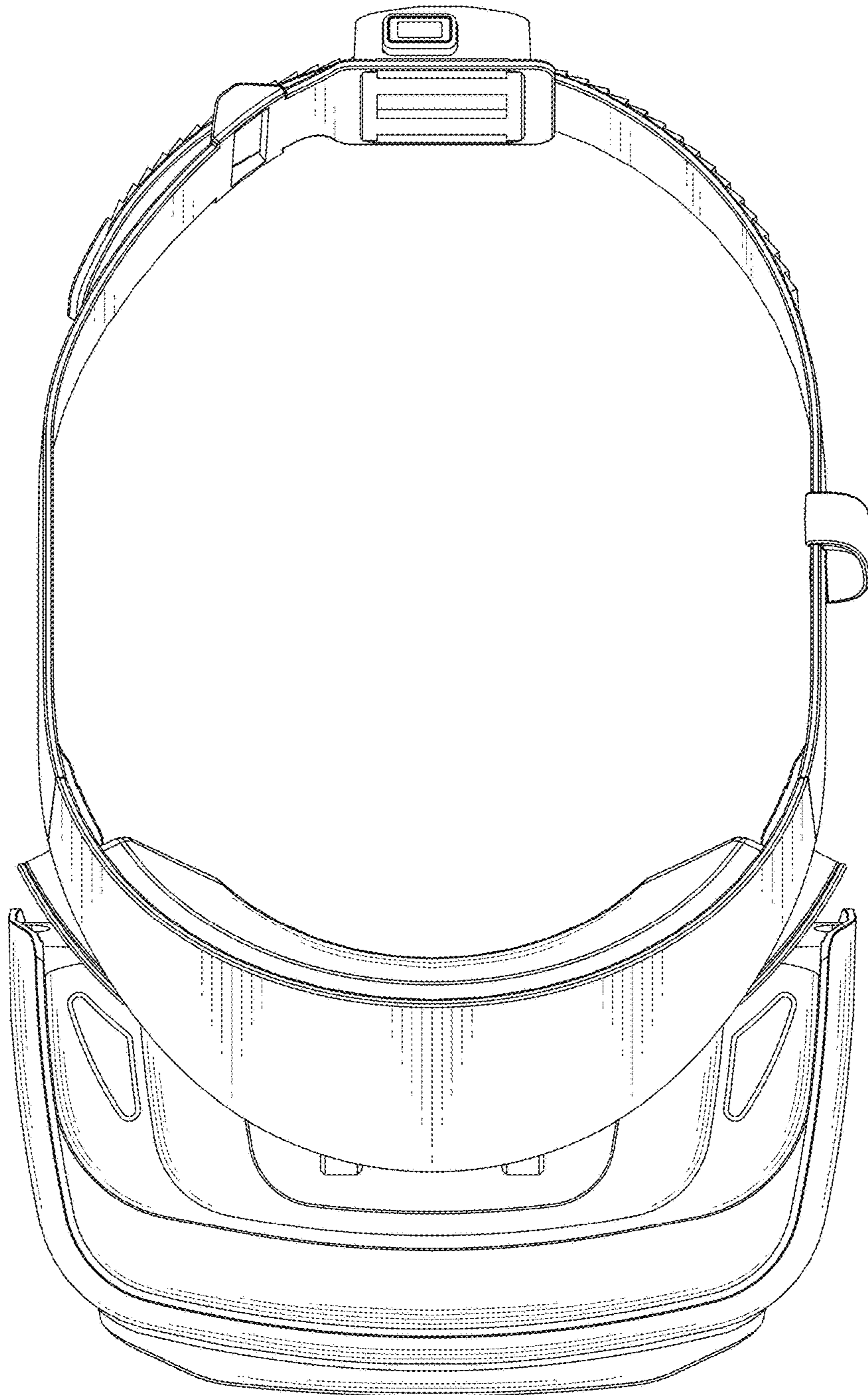


FIG. 6




FIG. 7