



US00D806057S

(12) **United States Design Patent**
Park et al.

(10) **Patent No.:** **US D806,057 S**

(45) **Date of Patent:** **** Dec. 26, 2017**

(54) **SET-TOP-BOX RECESS FOR PORTS**

(71) Applicant: **OpenTV, Inc.**, San Francisco, CA (US)

(72) Inventors: **Joonyoung Park**, Mountain View, CA (US); **Jihyun Park**, Mountain View, CA (US)

(73) Assignee: **OpenTV, Inc.**, San Francisco, CA (US)

(**) Term: **15 Years**

(21) Appl. No.: **29/549,156**

(22) Filed: **Dec. 18, 2015**

(51) **LOC (10) Cl.** **14-03**

(52) **U.S. Cl.**
USPC **D14/217**

(58) **Field of Classification Search**

USPC D13/158, 173, 184; D14/217, 242, 240, D14/125, 500, 502

CPC H04N 21/812; H04N 21/23418; H04N 21/47202; H04N 21/482; H04N 21/6125; H04N 21/64322; H04N 19/117; H04N 19/176; H04N 19/70; H04N 21/25891; H04N 21/4126; H04N 21/42204; H04N 21/4312; H04N 21/43615; H04N 21/4524; H04N 21/4532; H04N 21/84; H04N 19/30; H04N 19/50; H04N 19/82; H04N 21/2407; H04N 21/251; H04N 21/2541; H04N 21/2662; H04N 21/2668; H04N 21/4788; H04N 21/4826; H04N 21/4882; H04N 21/8456; H04N 21/858; H04N 17/004; H04N 17/02; H04N 19/14; H04N 19/167; H04N 19/172; H04N 19/187; H04N 19/42; H04N 19/44; H04N 19/51; H04N 19/513; H04N 19/597; H04N 19/60; H04N 19/61; H04N 19/86; H04N 19/895; H04N 21/2187; H04N 21/2221; H04N 21/23424; H04N 21/235; H04N 21/2353; H04N 21/2393; H04N 21/2402; H04N 21/2404; H04N 21/25816; H04N 21/25875; H04N

21/4131; H04N 21/42202; H04N 21/42203; H04N 21/42615; H04N 21/4314; H04N 21/4347; H04N 21/4348; H04N 21/4383; H04N 21/4394; H04N 21/44004; H04N 21/44209; H04N 21/44222; H04N 21/44227; H04N 21/4424; H04N 21/4516; H04N 21/4583; H04N 21/4622; H04N 21/4627; H04N 21/4667; H04N 21/4668; H04N 21/47214; H04N 21/47217

See application file for complete search history.

(56) **References Cited**

U.S. PATENT DOCUMENTS

D597,079 S * 7/2009 Andre D14/217
D605,174 S * 12/2009 Andre D14/217
D625,292 S * 10/2010 Andre D14/217

(Continued)

Primary Examiner — Ian Simmons

Assistant Examiner — Khawaja Anwar

(74) *Attorney, Agent, or Firm* — Procopio, Cory, Hargreaves & Savitch LLP

(57) **CLAIM**

The ornamental design for a set-top-box recess for ports, as shown and described.

DESCRIPTION

FIG. 1 is a perspective view of a set-top-box recess for ports showing our new design.

FIG. 2 is a rear perspective view thereof.

FIG. 3 is a front view thereof.

FIG. 4 is a rear view thereof.

FIG. 5 is a side view thereof.

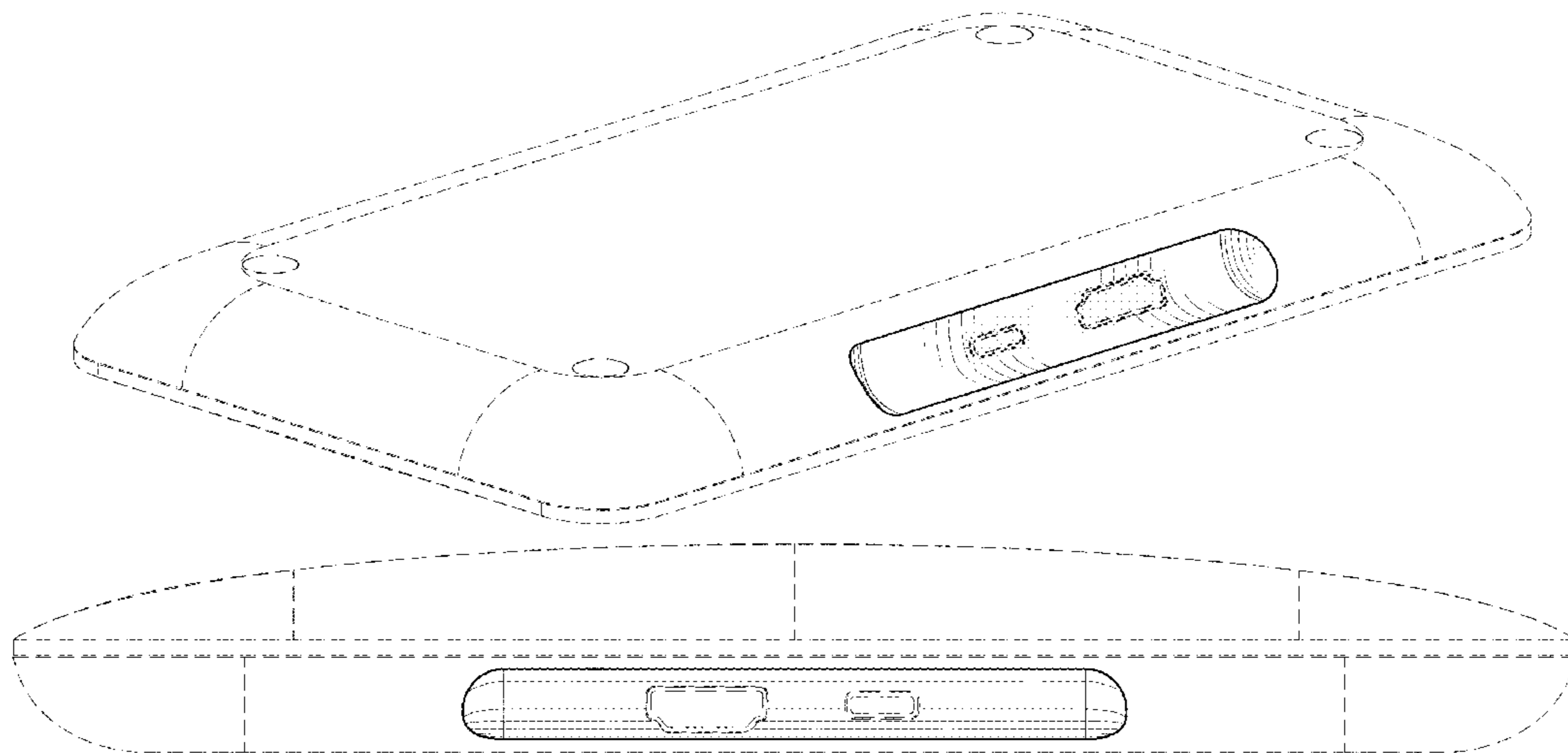
FIG. 6 is a side view thereof.

FIG. 7 is a top view thereof; and,

FIG. 8 is a bottom view thereof.

The broken line in the drawings represent unclaimed environment only and forms no part of the claimed design.

1 Claim, 6 Drawing Sheets



(56)

References Cited

U.S. PATENT DOCUMENTS

D625,293	S	*	10/2010	Andre	D14/217
D626,941	S	*	11/2010	Andre	D14/217
D640,213	S		6/2011	Luo		
D644,192	S		8/2011	McManigal et al.		
D644,208	S	*	8/2011	Akana	D14/217
D662,480	S		6/2012	Daniel		
D665,381	S	*	8/2012	Akana	D14/217
D685,355	S		7/2013	Holleman et al.		
D687,817	S		8/2013	Petersen et al.		
D707,668	S		6/2014	Lim et al.		
D719,153	S		12/2014	Lim et al.		
D720,333	S	*	12/2014	Akana	D14/217
D728,563	S		5/2015	Kim		
D740,262	S		10/2015	Hasegawa et al.		
D752,531	S	*	3/2016	Xu	D14/125
D755,763	S		5/2016	Gargani et al.		
D760,677	S	*	7/2016	Tsushima	D14/126
D763,209	S	*	8/2016	Park	D14/125
D781,799	S	*	3/2017	Park	D14/125

* cited by examiner




FIG. 1

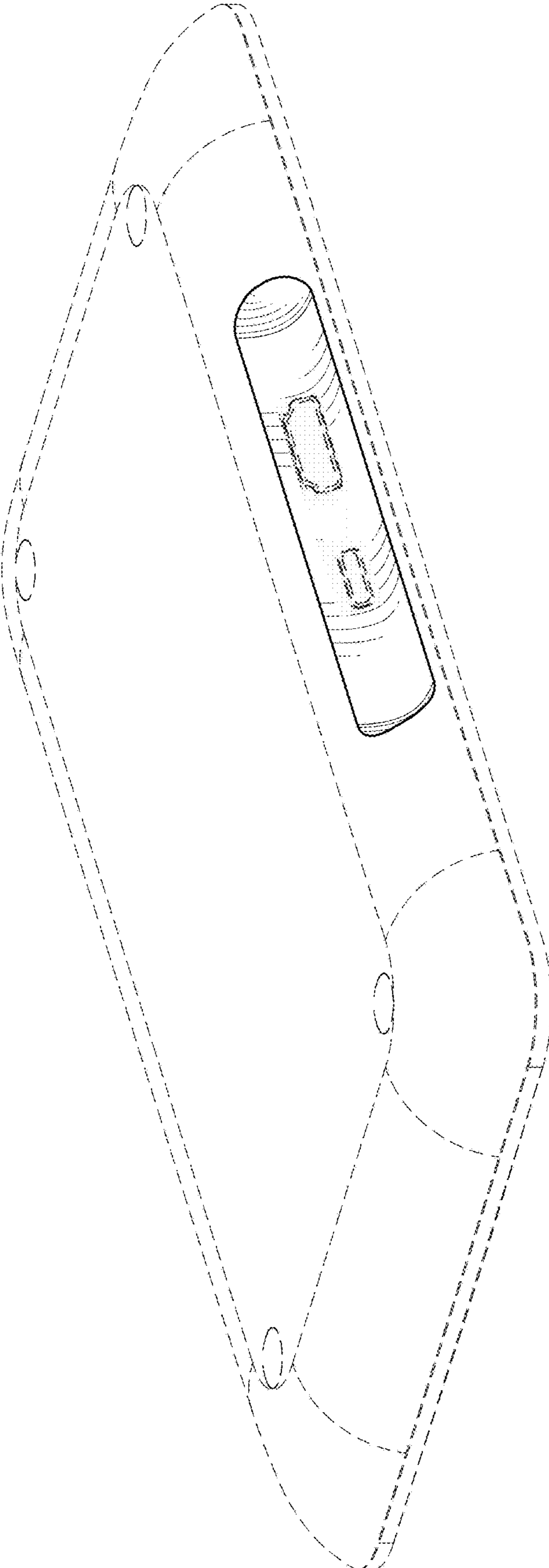


FIG. 2

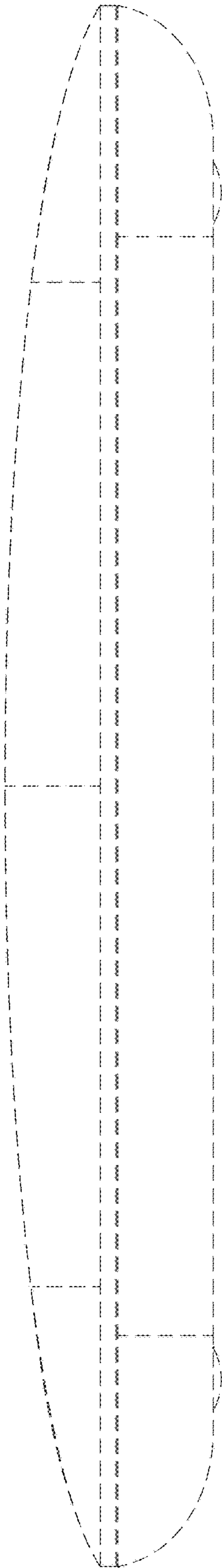


FIG. 3

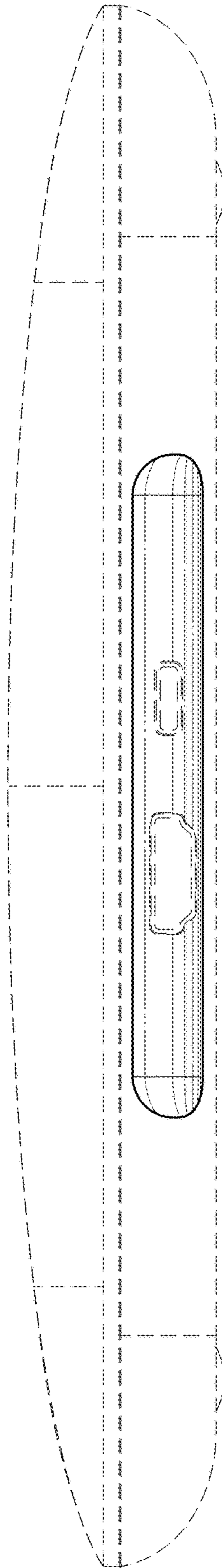


FIG. 4

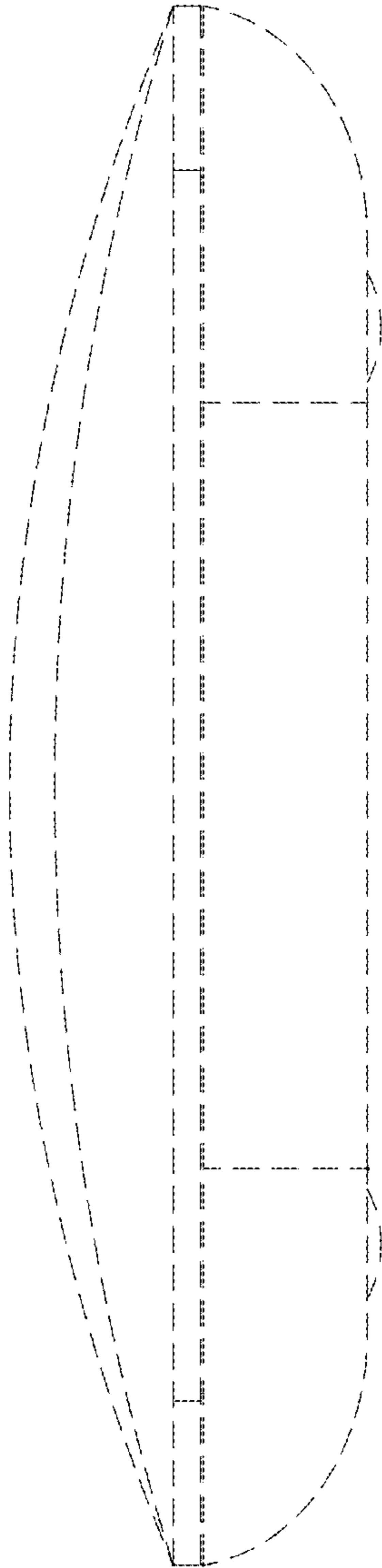


FIG. 5

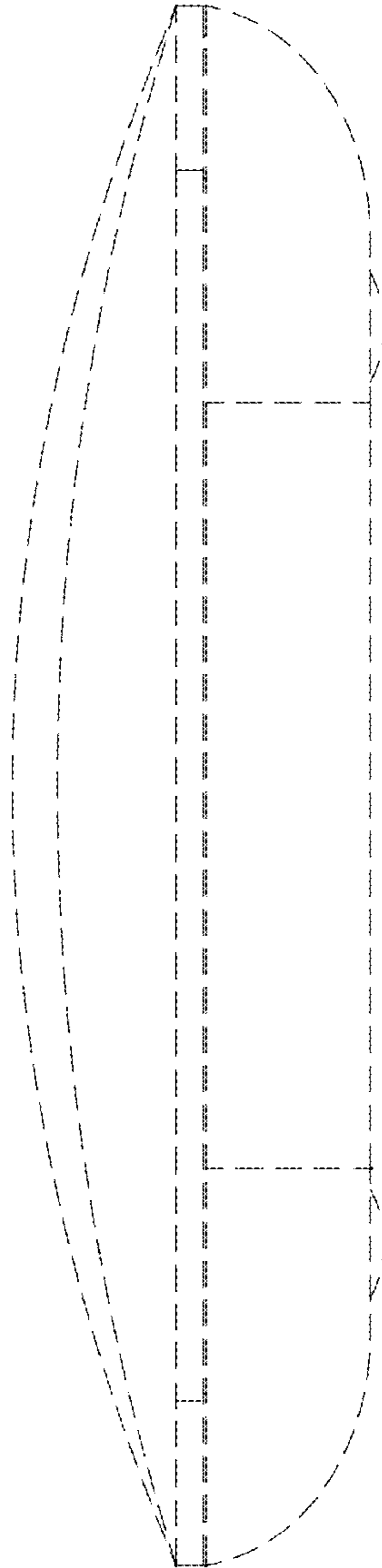


FIG. 6




FIG. 7

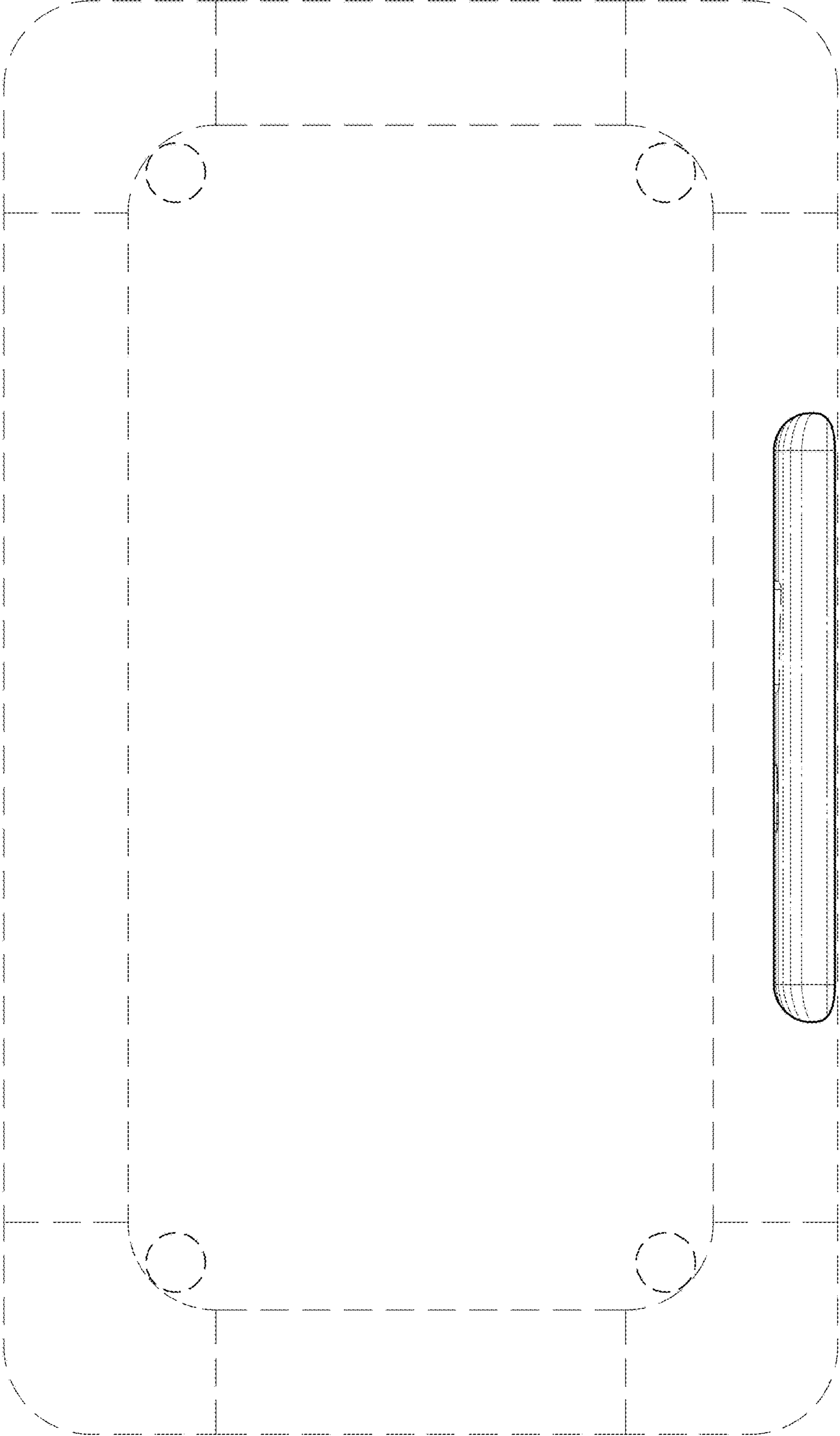


FIG. 8