



US00D806055S

(12) **United States Design Patent**
Fischer et al.

(10) **Patent No.:** **US D806,055 S**

(45) **Date of Patent:** **** Dec. 26, 2017**

- (54) **LOUDSPEAKER** 4,649,791 A * 3/1987 Sawada G10D 13/08
84/402
- (71) Applicant: **Harman International Industries, Incorporated**, Northridge, CA (US) D348,895 S * 7/1994 Ito D17/22
5,802,190 A * 9/1998 Ferren H04R 1/26
181/144
- (72) Inventors: **Joshua Fischer**, Shenzhen (CN); **Irfan Kachwalla**, Shenzhen (CN); **Gigi Guo**, Shenzhen (CN) D472,542 S * 4/2003 Oikawa D14/172
D478,891 S * 8/2003 Hisatsune D14/211
D505,131 S * 5/2005 Lee D14/211
D511,339 S * 11/2005 Tsuge D14/214
D522,493 S * 6/2006 Tanaka D14/214
D532,408 S * 11/2006 Kita D14/126
D538,259 S * 3/2007 Okamura D14/172
D540,307 S * 4/2007 Han D14/211
D540,310 S * 4/2007 Yuyama D14/214
D543,535 S * 5/2007 Hasegawa D14/214
D545,811 S * 7/2007 Yamamoto D14/211
- (73) Assignee: **Harman International Industries, Incorporated**, Northridge, CA (US)
- (**) Term: **15 Years**
- (21) Appl. No.: **29/565,356**

(Continued)

(22) Filed: **May 19, 2016**

Related U.S. Application Data

(62) Division of application No. 29/550,255, filed on Dec. 31, 2015.

(51) **LOC (10) Cl.** **14-01**

(52) **U.S. Cl.**
USPC **D14/214**

(58) **Field of Classification Search**

USPC D14/204, 209–210, 211–213, 214–216,
D14/221–222, 188, 496, 169, 172;
181/150, 155, 151, 152, 157, 198;
381/306, 333, 345, 186, 386, 335, 397,
381/395, 361–364

CPC . H04R 1/02; H04R 5/02; H04R 25/00; H04R
11/02; H04R 1/025; H05K 5/00; A47B
81/06

See application file for complete search history.

(56) **References Cited**

U.S. PATENT DOCUMENTS

- 3,299,206 A * 1/1967 Klepper H04R 1/403
381/346
- 4,582,162 A * 4/1986 Katsuno B60R 11/0217
181/141

Primary Examiner — Paula Allen Greene

(74) *Attorney, Agent, or Firm* — Plumsea Law Group, LLC

(57) **CLAIM**

The ornamental design for a loudspeaker, as shown and described.

DESCRIPTION

FIG. 1 is a top perspective view of a loudspeaker showing the new design;

FIG. 2 is a front elevational view thereof;

FIG. 3 is a rear elevational view thereof;

FIG. 4 is a right side elevational view thereof;


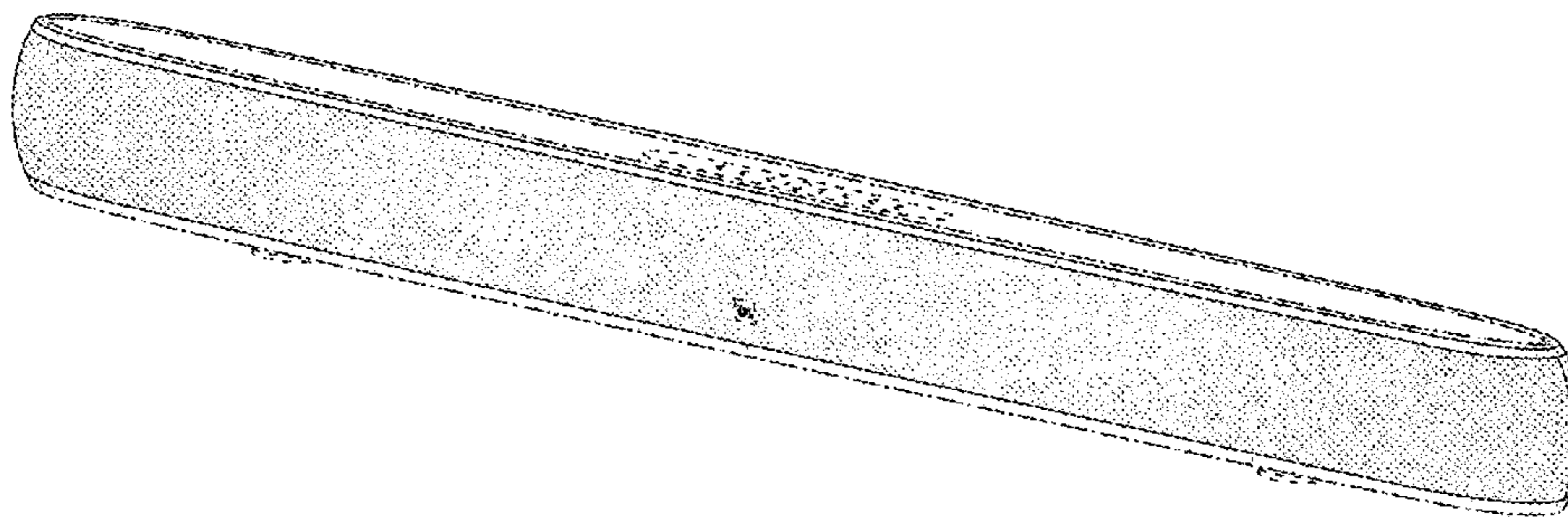
FIG. 5 is a left side elevational view thereof;

FIG. 6 is a top plan view thereof; and,

FIG. 7 is a bottom plan view thereof.

The evenly spaced broken line portions and unshaded areas show unclaimed subject matter only and form no part of the claimed design. The dot-dash broken line portions show the boundary between the claimed portion and the unclaimed portions only and form no part of the claimed design.

1 Claim, 4 Drawing Sheets



(56)

References Cited

U.S. PATENT DOCUMENTS

D549,690 S * 8/2007 Kimura D14/211
 D573,133 S * 7/2008 Milks D14/214
 D582,390 S * 12/2008 Hasegawa D14/214
 D587,237 S * 2/2009 Son D14/168
 D589,939 S * 4/2009 Hsu H04R 1/025
 D14/211
 D624,528 S * 9/2010 Hoehn D14/214
 D629,388 S * 12/2010 Son D14/214
 D638,823 S * 5/2011 Schindler D14/214
 D645,449 S * 9/2011 Kusuki D14/214
 D646,242 S * 10/2011 Honda D14/126
 D648,320 S * 11/2011 Kusuki D14/214
 D653,239 S * 1/2012 Kim D14/215
 D654,907 S * 2/2012 McManigal D14/214
 D655,690 S * 3/2012 Yagi D14/214
 D658,632 S * 5/2012 Kroyer D14/214
 D659,677 S * 5/2012 Kim D14/214
 D660,284 S * 5/2012 Carbone D14/214
 D669,883 S * 10/2012 Cheng D14/214
 D669,884 S * 10/2012 Hou D14/214
 D676,829 S * 2/2013 Kaneko D14/204

D681,009 S * 4/2013 Meng D14/214
 D688,231 S * 8/2013 Nishii D14/214
 D692,858 S * 11/2013 Millora D14/214
 D703,191 S * 4/2014 Woo D14/204
 D715,259 S * 10/2014 Han D14/214
 D715,768 S * 10/2014 Ryu D14/211
 D715,769 S * 10/2014 McManigal D14/214
 D719,931 S * 12/2014 Wang D14/204
 D726,153 S * 4/2015 Chang D14/214
 D733,094 S * 6/2015 Lee D14/214
 D738,853 S * 9/2015 Savage D14/214
 D749,543 S * 2/2016 Lovegrove D14/212
 D754,104 S * 4/2016 Yoon D14/214
 D754,629 S * 4/2016 Kim D14/204
 D759,624 S * 6/2016 Byrd D14/204
 D759,630 S * 6/2016 Huang D14/214
 D760,685 S * 7/2016 Sugiura D14/204
 D761,231 S * 7/2016 Kim D14/214
 D786,823 S * 5/2017 Seong D14/204
 2012/0063618 A1 * 3/2012 Tanaka H04R 3/12
 381/303
 2015/0189439 A1 * 7/2015 Starobin H04R 3/12
 381/303

* cited by examiner

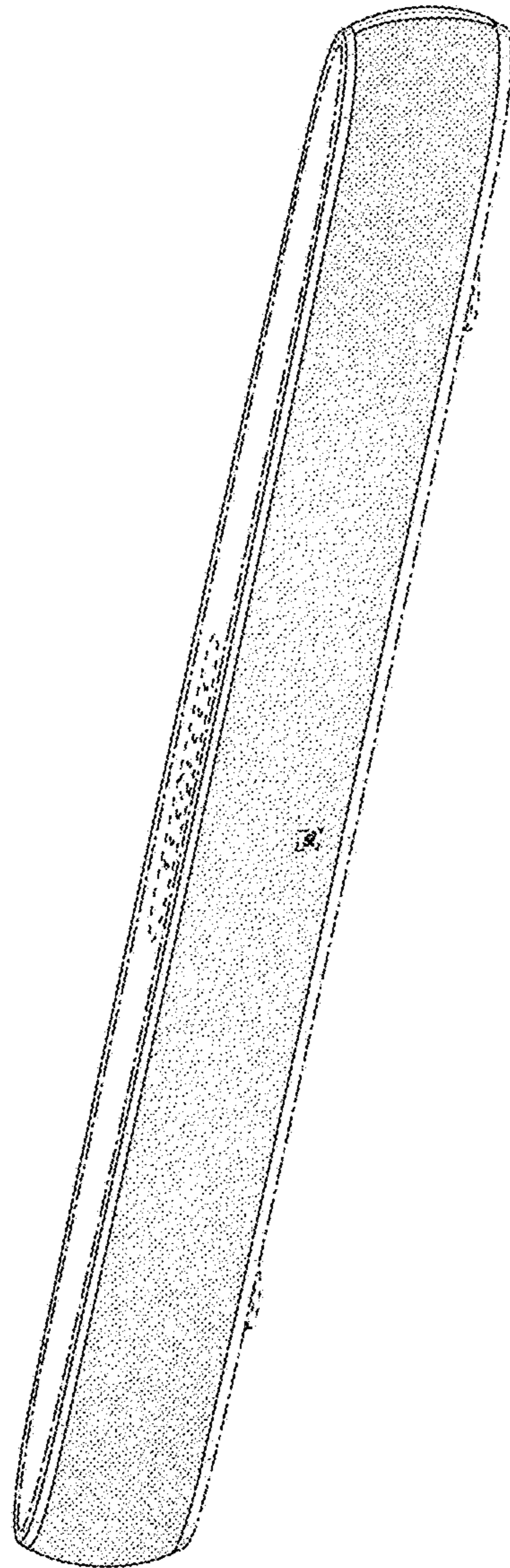


FIG. 1




FIG. 2




FIG. 3

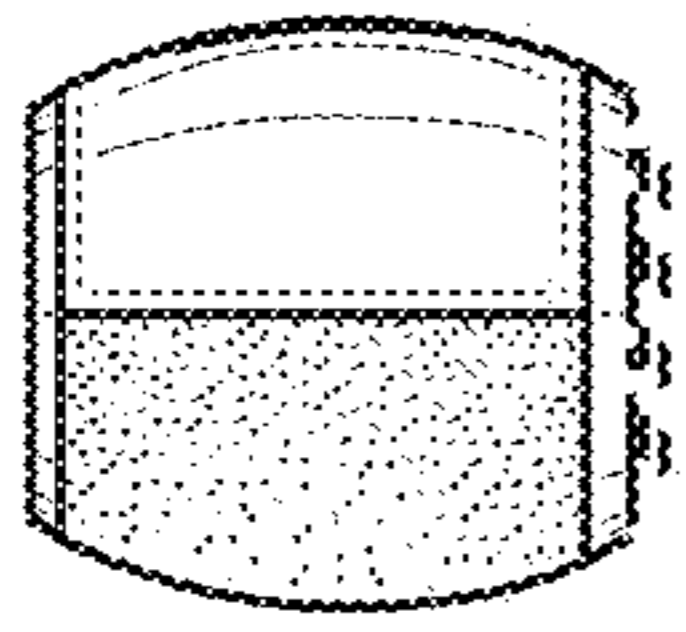


FIG. 4

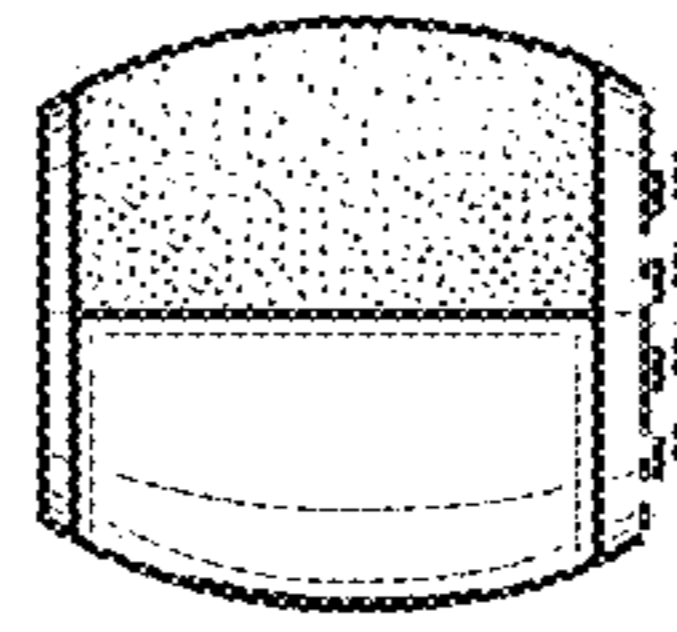


FIG. 5




FIG. 6




FIG. 7