

US00D806050S

(12) **United States Design Patent**  
**Dong**

(10) **Patent No.:** **US D806,050 S**  
(45) **Date of Patent:** **\*\* Dec. 26, 2017**

(54) **PORTABLE PLAYER**  
(71) Applicant: **HON HAI PRECISION INDUSTRY CO., LTD.**, New Taipei (TW)  
(72) Inventor: **Fei Dong**, Shenzhen (CN)  
(73) Assignee: **HON HAI PRECISION INDUSTRY CO., LTD.**, New Taipei (TW)  
(\*\*) Term: **15 Years**

6,977,675 B2 \* 12/2005 Kotzin ..... G06F 1/1626  
345/156  
D534,921 S \* 1/2007 Andre ..... D14/203.3  
D559,268 S \* 1/2008 Yu ..... D14/496  
D629,789 S \* 12/2010 Andre ..... D14/203.3  
D691,636 S \* 10/2013 Bunton ..... D14/496  
8,830,077 B2 \* 9/2014 Uemura ..... G01C 19/00  
340/670  
8,914,819 B2 \* 12/2014 Mears ..... G11B 27/322  
725/12  
D747,288 S \* 1/2016 Han ..... D14/203.3

\* cited by examiner

(21) Appl. No.: **29/582,518**  
(22) Filed: **Oct. 28, 2016**

*Primary Examiner* — Prabhakar Deshmukh  
(74) *Attorney, Agent, or Firm* — ScienBiziP, P.C.

(30) **Foreign Application Priority Data**  
Sep. 23, 2016 (CN) ..... 2016 3 0480722  
(51) **LOC (10) Cl.** ..... **14-03**  
(52) **U.S. Cl.**  
USPC ..... **D14/203.3**; D14/203.7; D14/496  
(58) **Field of Classification Search**  
USPC ..... D21/324-333; D14/341-346, 356, 432,  
D14/496, 207.3, 203.7, 507, 399-401;  
273/148 B; 463/1, 29-47; 345/156-161,  
345/168, 169, 172; 341/22, 23  
CPC .... A63F 9/00; A63F 9/24; A63F 13/00; G06F  
17/00; G06F 19/00; G07F 17/32; H01H  
9/20  
See application file for complete search history.

(57) **CLAIM**

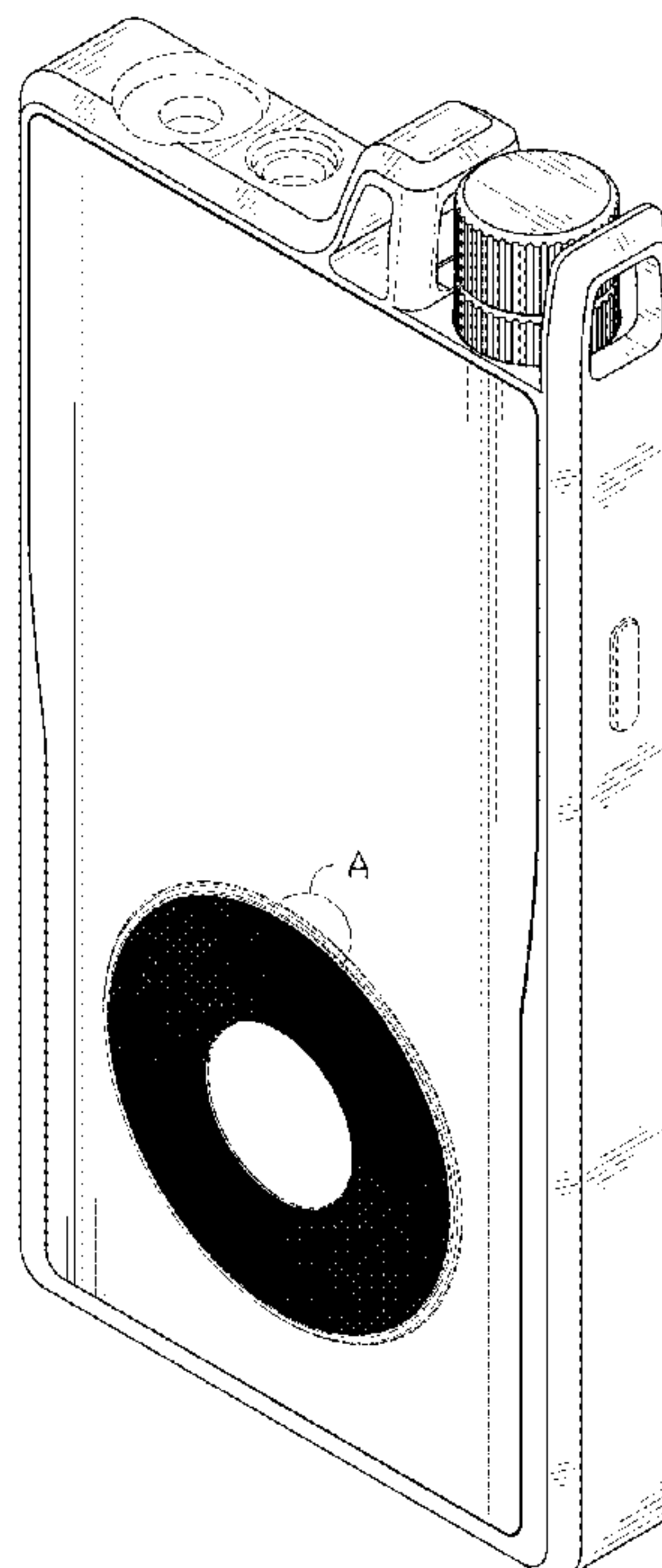
The ornamental design for a portable player, as shown and described.

**DESCRIPTION**

FIG. 1 is a perspective view of a portable player showing our design;  
FIG. 2 is a front view of the portable player of FIG. 1;  
FIG. 3 is a rear view of the portable player of FIG. 1;  
FIG. 4 is a left-side view of the portable player of FIG. 1;  
FIG. 5 is a right-side view of the portable player of FIG. 1;  
FIG. 6 is a top planar view of the portable player of FIG. 1;  
FIG. 7 is a bottom planar view of the portable player of FIG. 1; and,  
FIG. 8 is an enlarged and partial view of A in FIG. 1.  
The broken lines are for illustrative purposes only and form no part of the claimed designs.

(56) **References Cited**  
U.S. PATENT DOCUMENTS  
D433,007 S \* 10/2000 Boucard ..... D14/160  
6,556,965 B1 \* 4/2003 Borland ..... G10L 19/02  
704/200.1

**1 Claim, 8 Drawing Sheets**



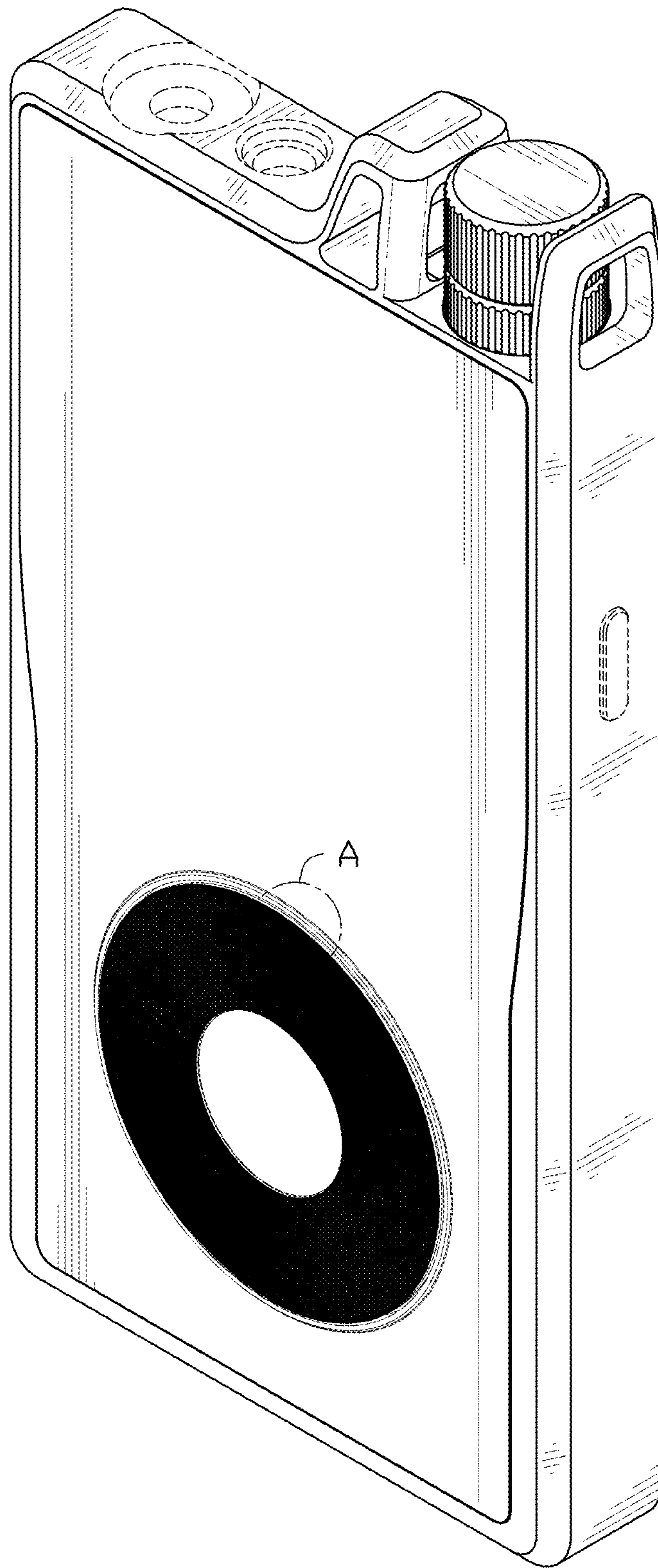


FIG. 1

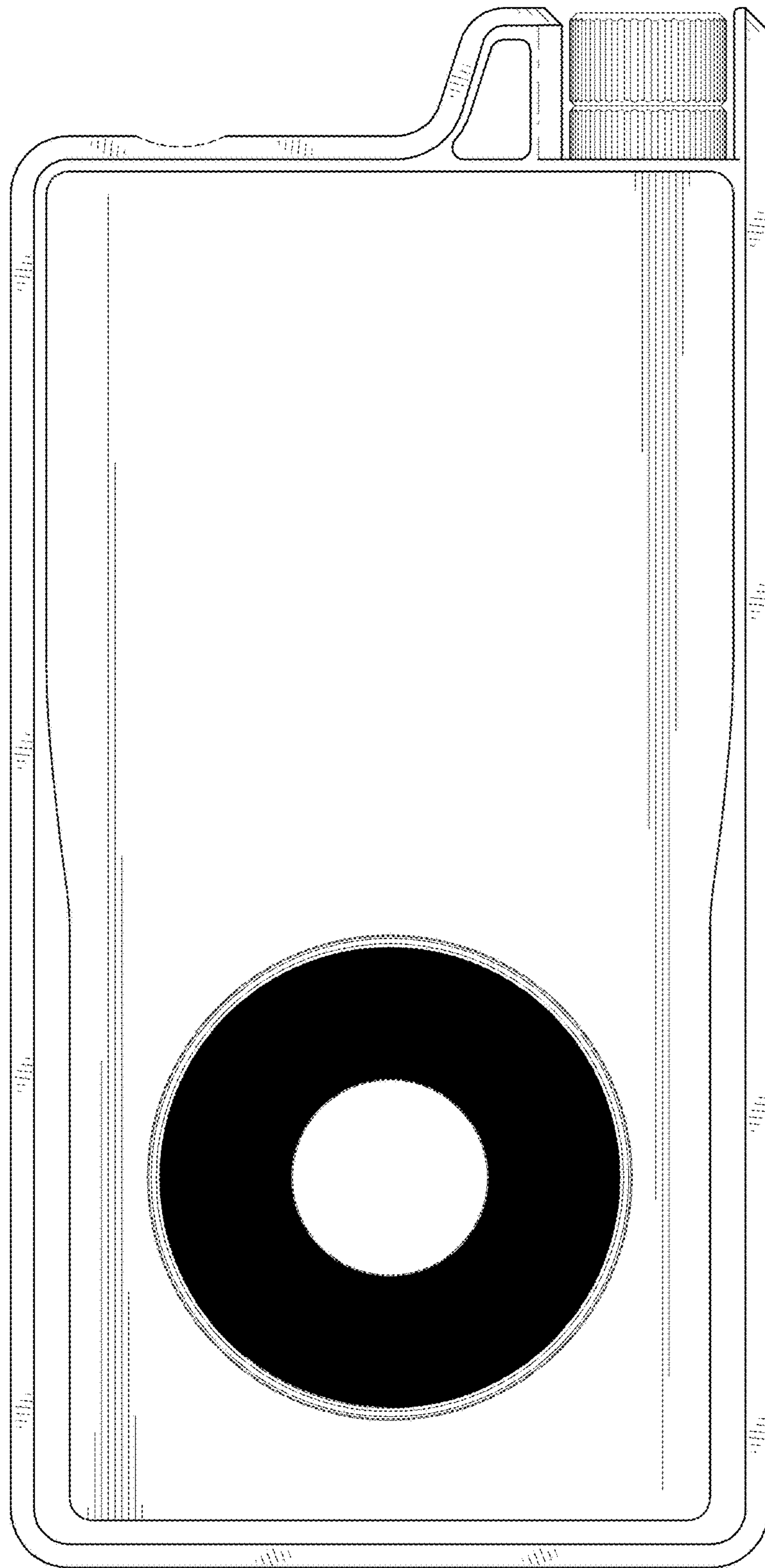


FIG. 2

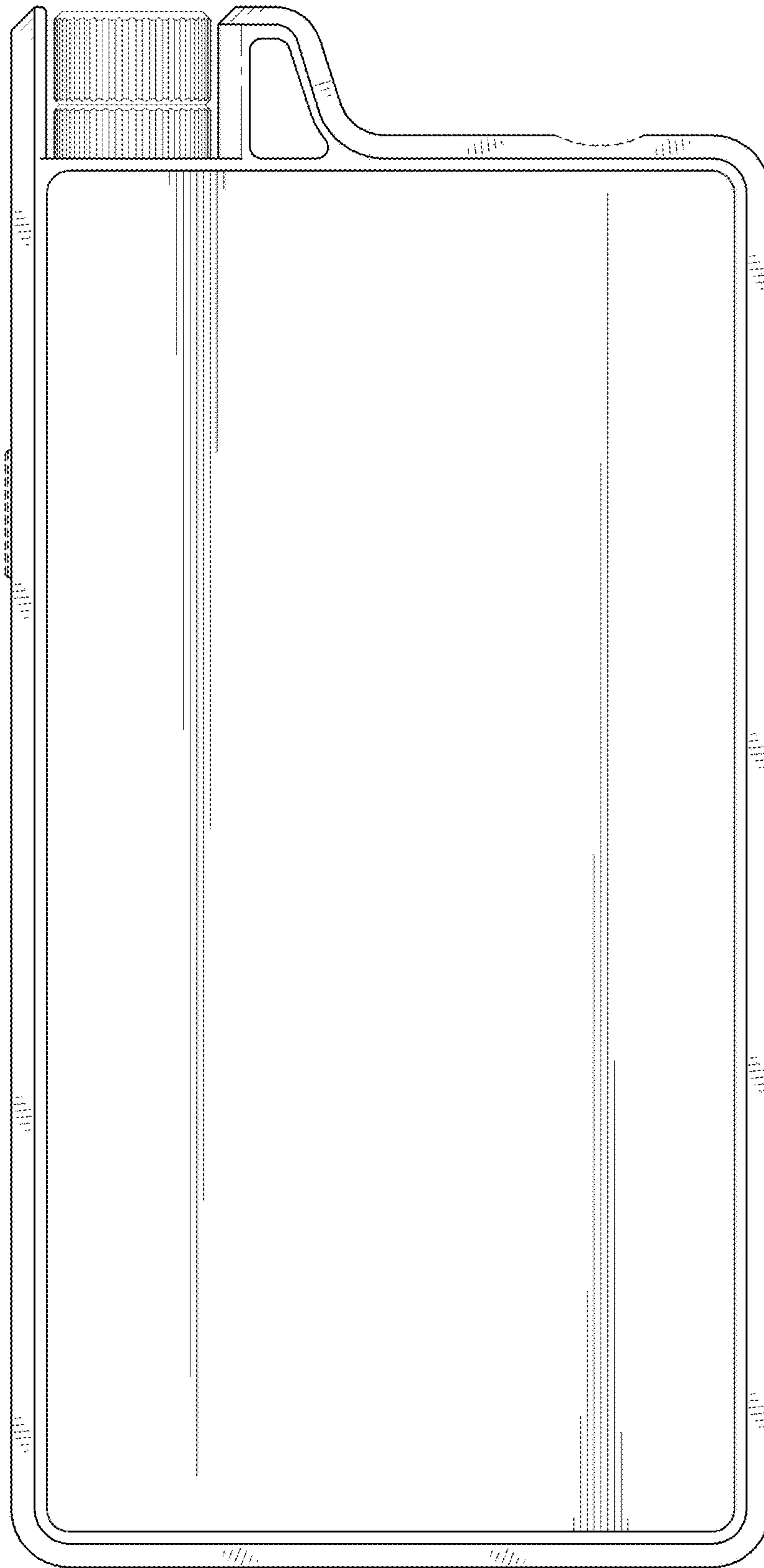


FIG. 3






FIG. 4




FIG. 5

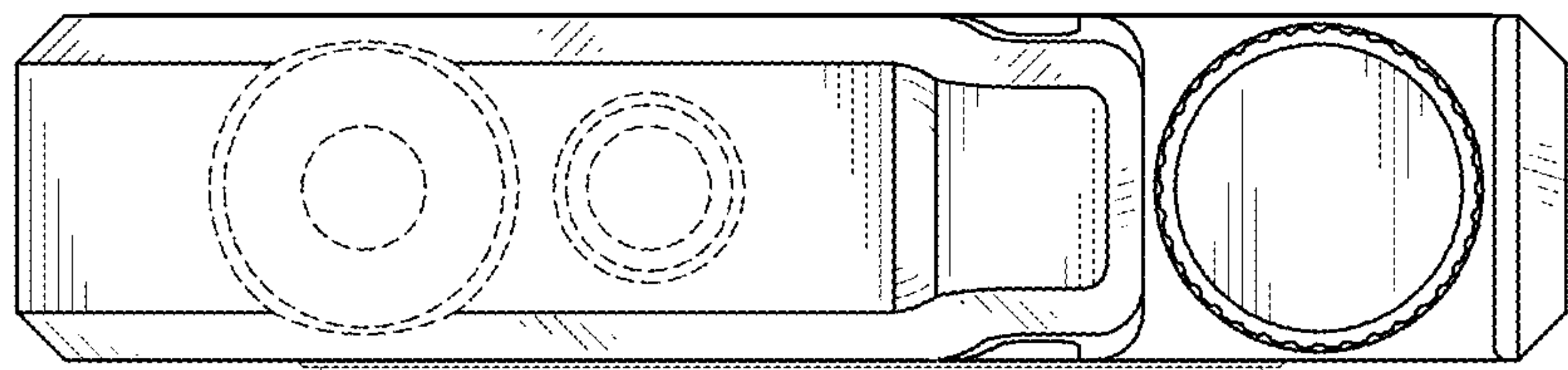


FIG. 6

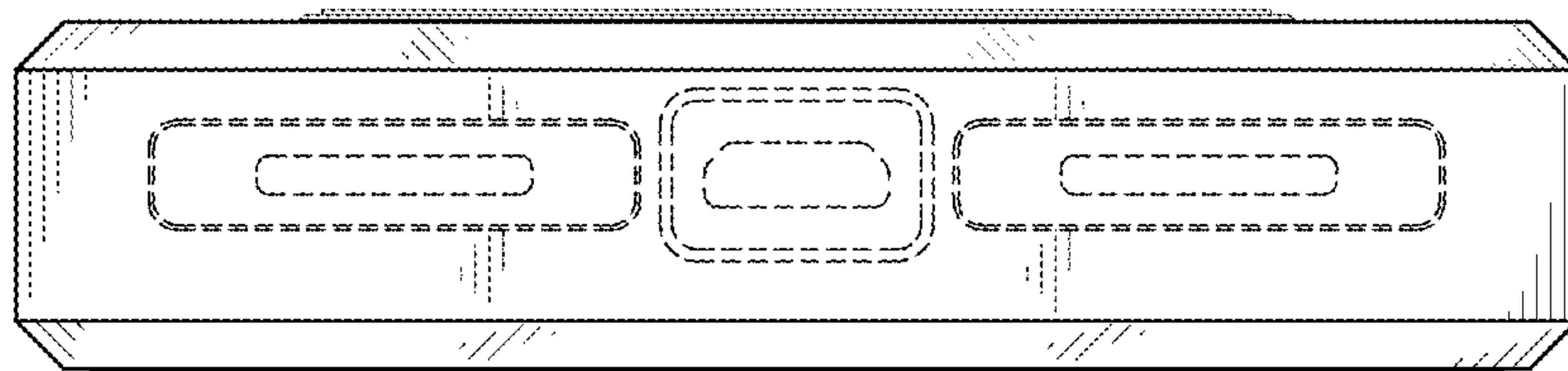


FIG. 7






FIG. 8