



US00D806049S

(12) **United States Design Patent** (10) **Patent No.:** **US D806,049 S**  
**Lee et al.** (45) **Date of Patent:** **\*\* Dec. 26, 2017**

(54) **TV RECEIVER**  
 (71) Applicant: **LG ELECTRONICS INC.**, Seoul (KR)  
 (72) Inventors: **Yongho Lee**, Seoul (KR); **Jongchul Kim**, Seoul (KR); **Jeongrok Lee**, Seoul (KR); **Kyongtae Han**, Seoul (KR); **Sunggu Joe**, Seoul (KR)  
 (73) Assignee: **LG ELECTRONICS INC.**, Seoul (KR)

D722,300 S \* 2/2015 Won ..... D14/126  
 D733,082 S \* 6/2015 Hwangbo ..... D14/126  
 D754,086 S \* 4/2016 Valeur ..... D14/126  
 D768,100 S \* 10/2016 Seo ..... D14/126  
 D772,830 S \* 11/2016 Kim ..... D14/126  
 D774,483 S \* 12/2016 Kim ..... D14/126  
 D774,484 S \* 12/2016 Han ..... D14/126  
 D775,094 S \* 12/2016 Kim ..... D14/126  
 D778,854 S \* 2/2017 Lee ..... D14/126  
 D780,140 S \* 2/2017 Kim ..... D14/126  
 D790,493 S \* 6/2017 Han ..... D14/126

\* cited by examiner

(\*\*) Term: **15 Years**

*Primary Examiner* — Michael A Pratt

(21) Appl. No.: **35/501,853**

(74) *Attorney, Agent, or Firm* — Birch, Stewart, Kolasch & Birch, LLP

(22) Filed: **May 11, 2016**

(80) **Hague Agreement Data**

Int. Filing Date: **May 11, 2016**  
 Int. Reg. No.: **DM/091320**  
 Int. Reg. Date: **May 11, 2016**  
 Int. Reg. Pub. Date: **Nov. 11, 2016**

(57) **CLAIM**

The ornamental design for TV receiver, as shown and described.

(30) **Foreign Application Priority Data**

Nov. 13, 2015 (KR) ..... 30-2015-0057378

(51) **LOC (10) Cl.** ..... **14-03**

(52) **U.S. Cl.**  
USPC ..... **D14/126**

(58) **Field of Classification Search**  
 USPC ..... D14/126, 127, 128, 336, 448  
 CPC ... G06F 1/1601; G06F 1/1643; H05K 5/0004;  
 H05K 5/0017; H05K 5/02; H05K 5/0217  
 See application file for complete search history.

**DESCRIPTION**

- 1. TV receiver
- 1.1 : Perspective
- 1.2 : Front
- 1.3 : Back
- 1.4 : Left
- 1.5 : Right
- 1.6 : Top
- 1.7 : Bottom
- 1.8 : Enlarged
- 1.9 : Enlarged

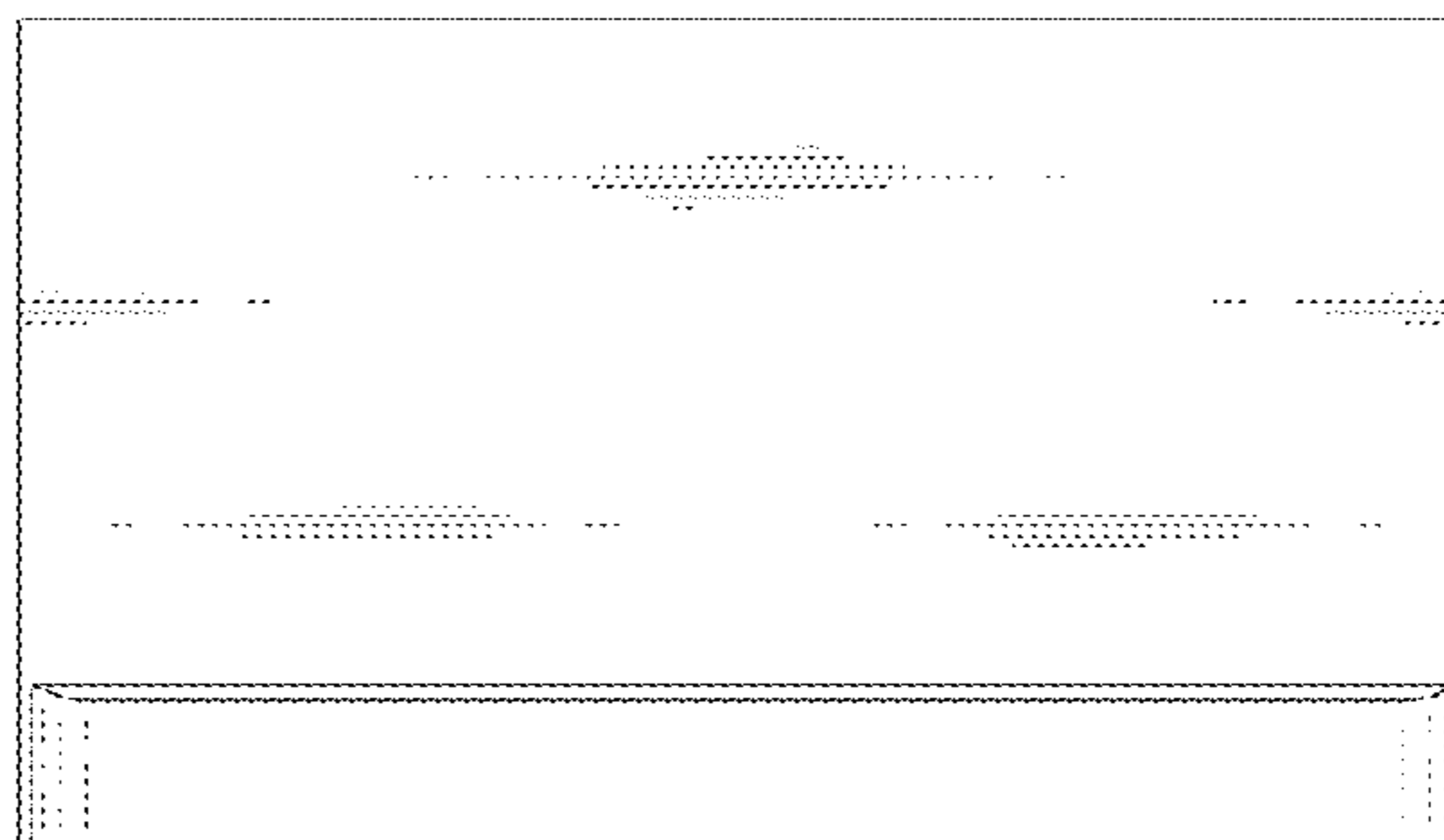
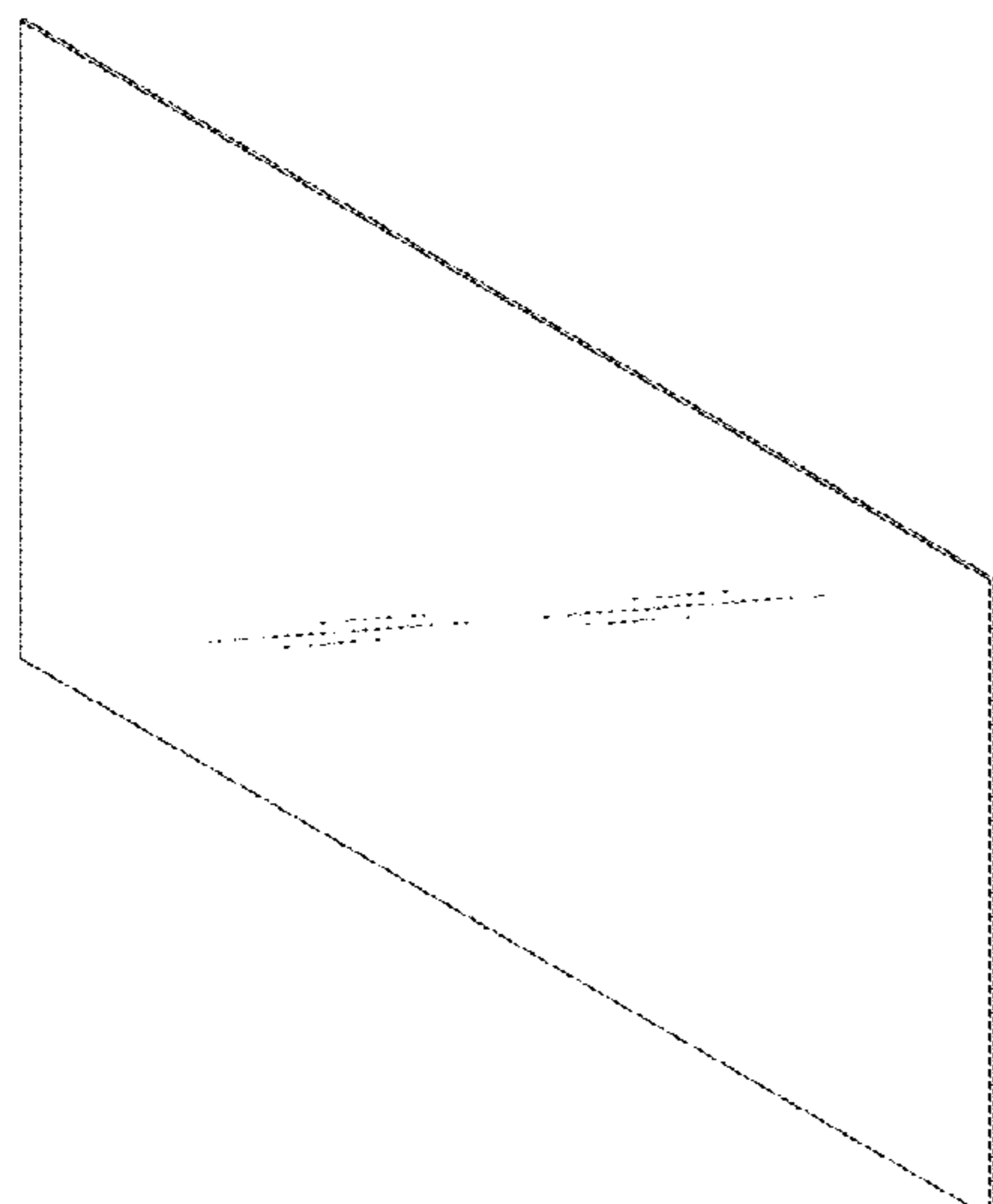
The gist of the present ornamental design is a combination of shape and pattern of “TV receiver” as shown and described.

(56) **References Cited**

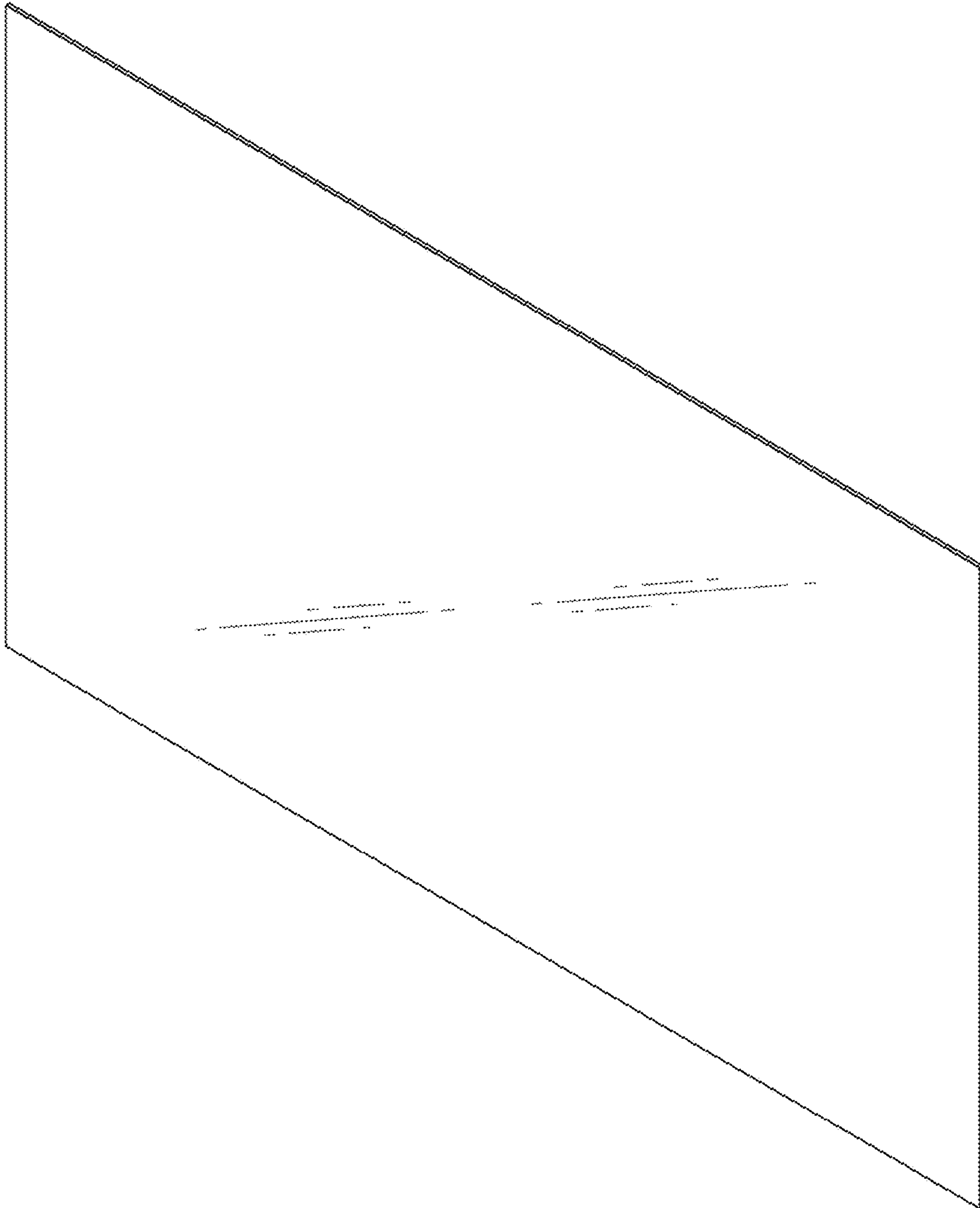
U.S. PATENT DOCUMENTS

D682,231 S \* 5/2013 Lee ..... D14/126  
 D700,586 S \* 3/2014 Kim ..... D14/126


**1 Claim, 9 Drawing Sheets**



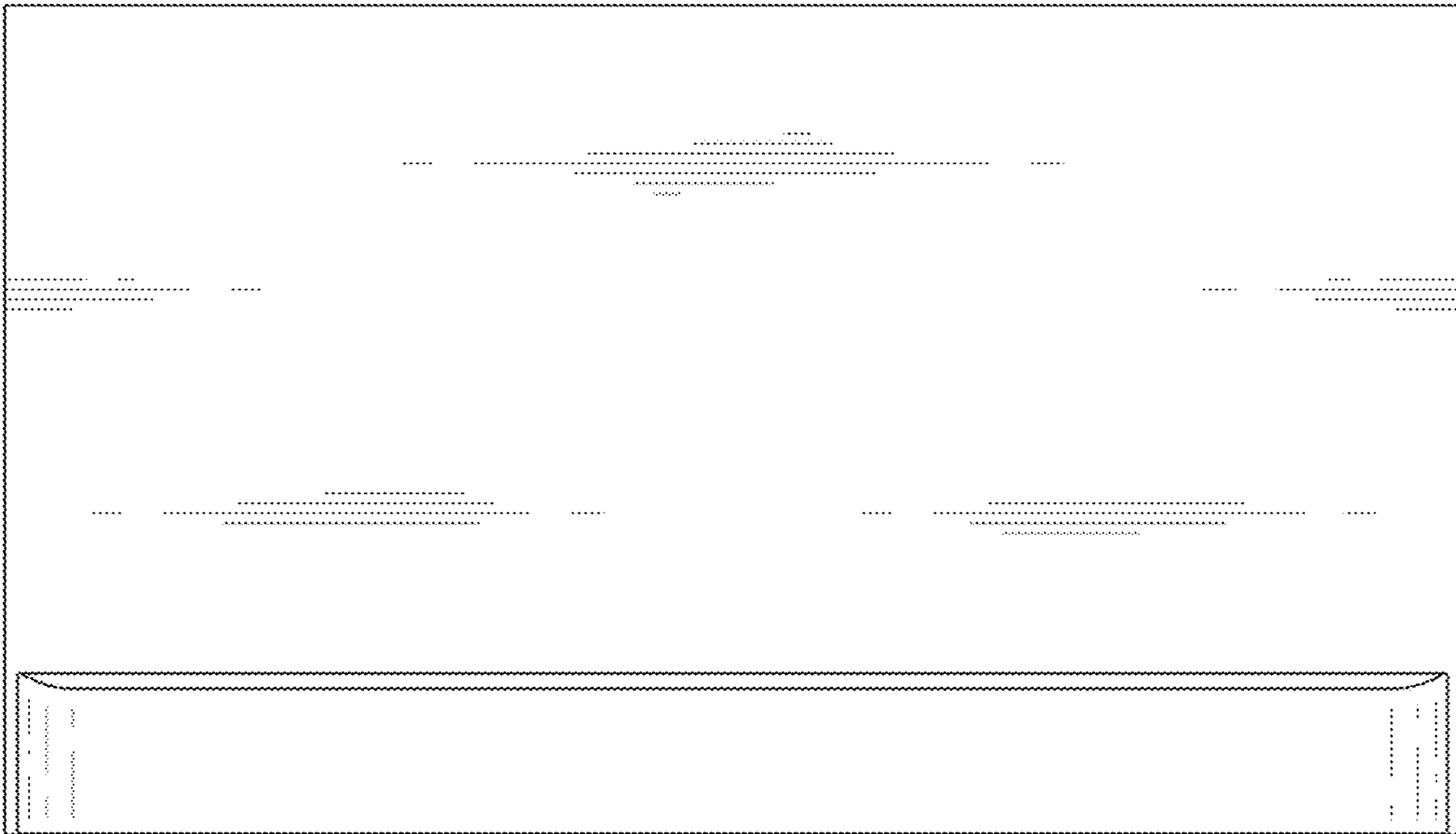
1.1



1.2



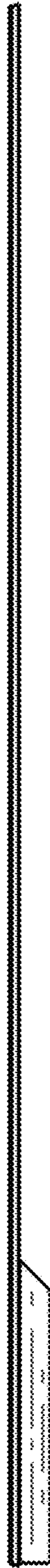
1.3



1.4




1.5



**1.6**

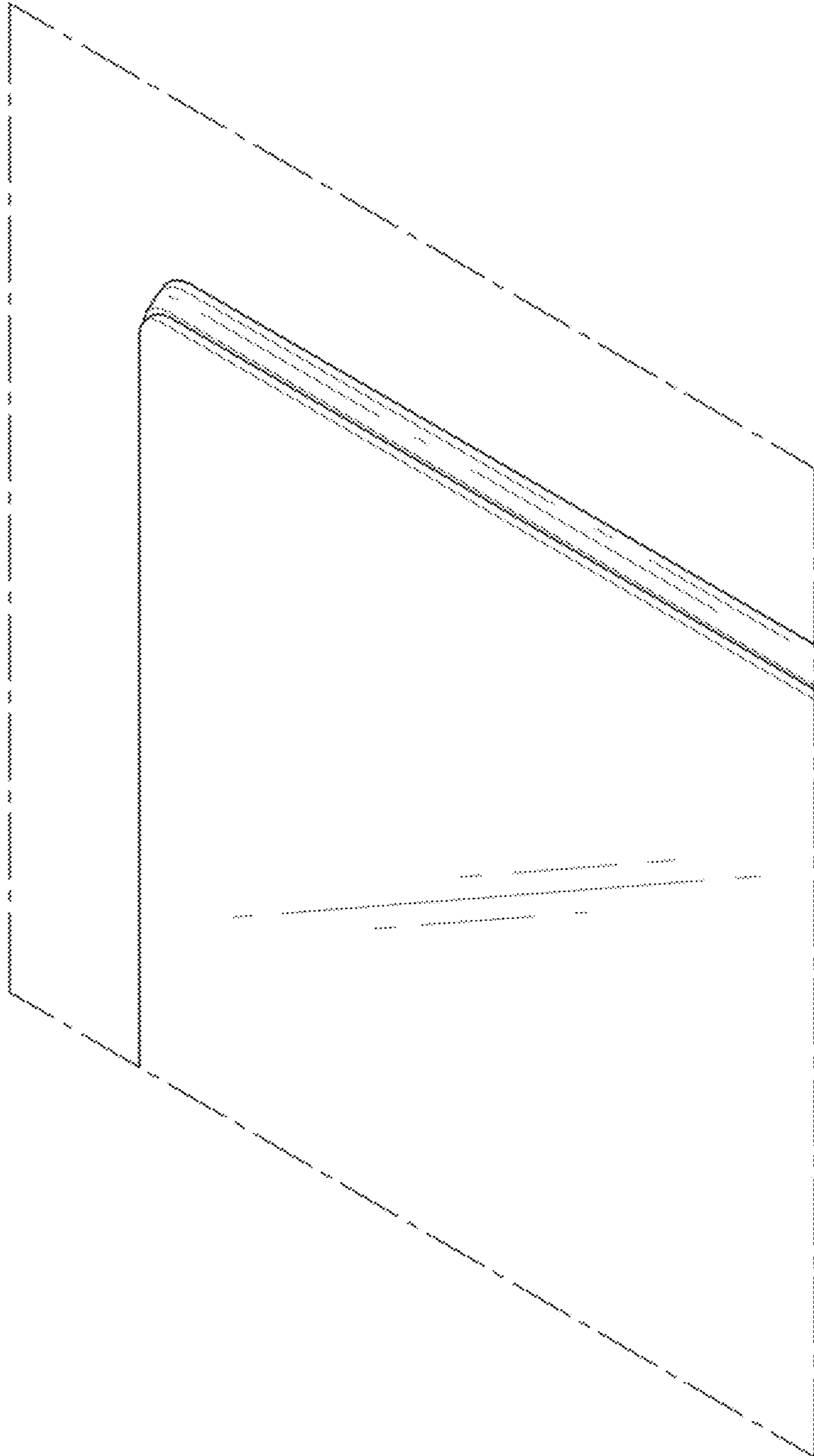


**1.7**





1.8



1.9

