

US00D806032S

(12) **United States Design Patent** (10) **Patent No.:** **US D806,032 S**  
**Chou et al.** (45) **Date of Patent:** **\*\* Dec. 26, 2017**

(54) **DIELECTRIC FILTER**  
(71) Applicant: **Cirotech Technology Corp., Tainan (TW)**  
(72) Inventors: **Shin-Hui Chou, Tainan (TW); Chin-Hao Chen, Tainan (TW); Yue-Cheng Jhong, Tainan (TW); Yi-Ching Lin, Tainan (TW)**  
(73) Assignee: **CIROCOMM TECHNOLOGY CORP., Tainan (TW)**  
(\*\*) Term: **15 Years**  
(21) Appl. No.: **29/588,285**  
(22) Filed: **Dec. 20, 2016**  
(51) **LOC (10) Cl.** ..... **13-03**  
(52) **U.S. Cl.**  
USPC ..... **D13/123**  
(58) **Field of Classification Search**  
USPC ..... D13/123, 124, 125, 126, 127, 128, 129, D13/130, 131, 132, 154, 182, 184, 199  
CPC ..... H01P 7/10; H01P 1/2002; H01P 1/2084; H01P 1/2086; H01P 1/2088  
See application file for complete search history.

2002/0196106 A1\* 12/2002 Kuroda ..... H01P 1/218 333/205  
2003/0210112 A1\* 11/2003 Tada ..... H01P 1/2056 333/206  
2003/0231081 A1\* 12/2003 Yonekura ..... H01P 1/2056 333/134  
2004/0095213 A1\* 5/2004 Lee ..... H01P 1/2056 333/206

**FOREIGN PATENT DOCUMENTS**

EP 1087457 A2 \* 3/2001 ..... H01P 1/2056  
WO WO 2009013929 A1 \* 1/2009 ..... H01P 1/2056

**OTHER PUBLICATIONS**

Vanlong. <URL: <http://www.vanlong.com/download/DF.pdf>> May 12, 2008. Dielectric Filter.\*

\* cited by examiner

*Primary Examiner* — Thomas Johannes

*Assistant Examiner* — Lauren McVey

(74) *Attorney, Agent, or Firm* — Chun-Ming Shih; HDLS IPR Services

(57) **CLAIM**


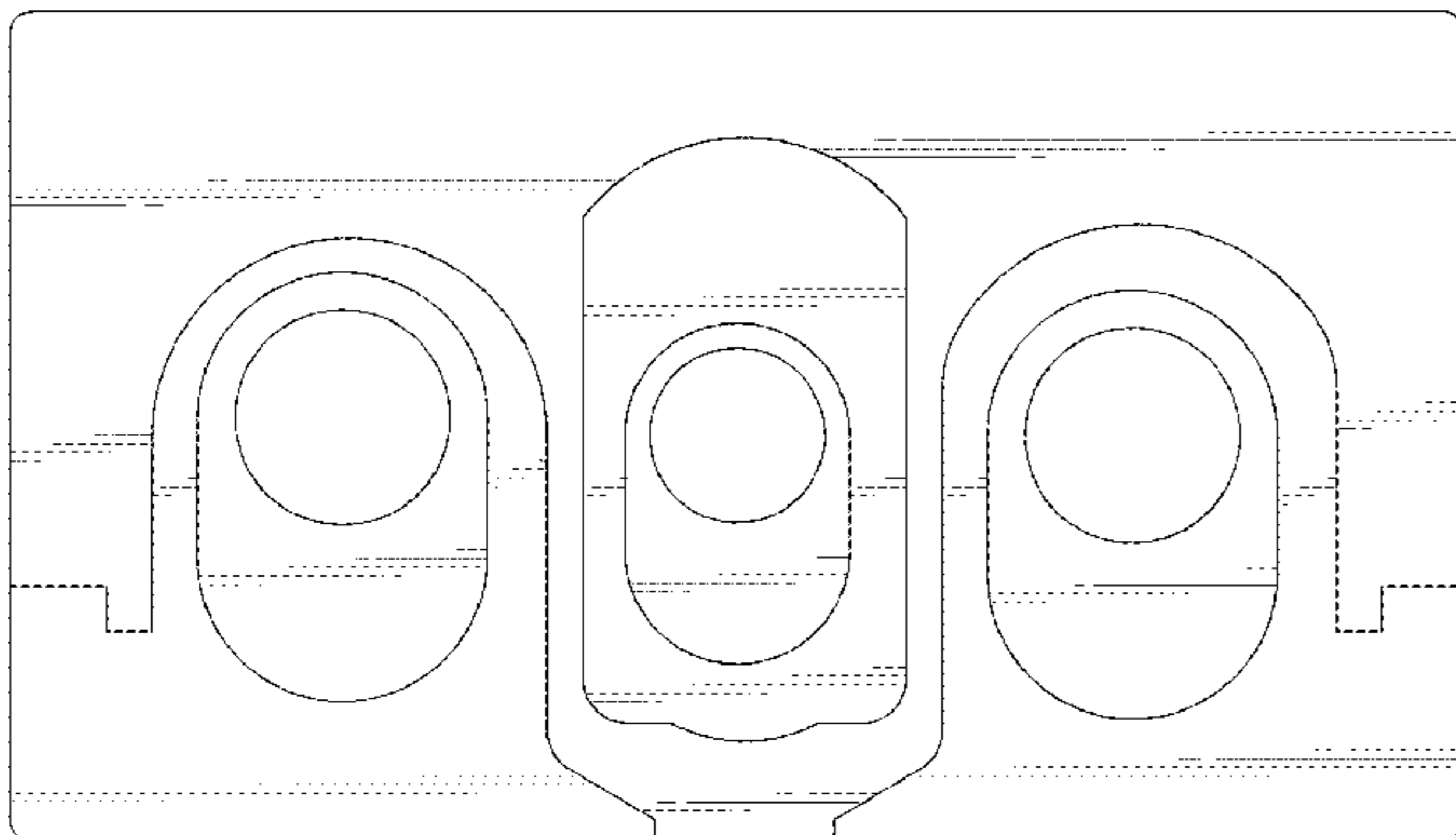
The ornamental design for a dielectric filter, as shown and described.

**DESCRIPTION**

FIG. 1 is a perspective view of a dielectric filter showing our new design;  
FIG. 2 is a front view thereof;  
FIG. 3 is a rear view thereof;  
FIG. 4 is a left side view thereof;  
FIG. 5 is a right side view thereof;  
FIG. 6 is a top view thereof;  
FIG. 7 is a bottom view thereof; and,  
FIG. 8 is second perspective view thereof.

**1 Claim, 8 Drawing Sheets**

(56) **References Cited**  
**U.S. PATENT DOCUMENTS**  
D359,024 S \* 6/1995 Ito ..... D13/123  
5,889,447 A \* 3/1999 Newell ..... H01P 1/2056 333/202  
7,545,240 B2 \* 6/2009 Morga ..... H01P 1/2056 333/202  
D758,317 S \* 6/2016 Plassiard ..... D13/154  
D766,833 S \* 9/2016 Plassiard ..... D13/154  
D788,038 S \* 5/2017 Tateno ..... D13/129  
D788,704 S \* 6/2017 Tateno ..... D13/129  
D788,705 S \* 6/2017 Tateno ..... D13/129  
D788,706 S \* 6/2017 Tateno ..... D13/129



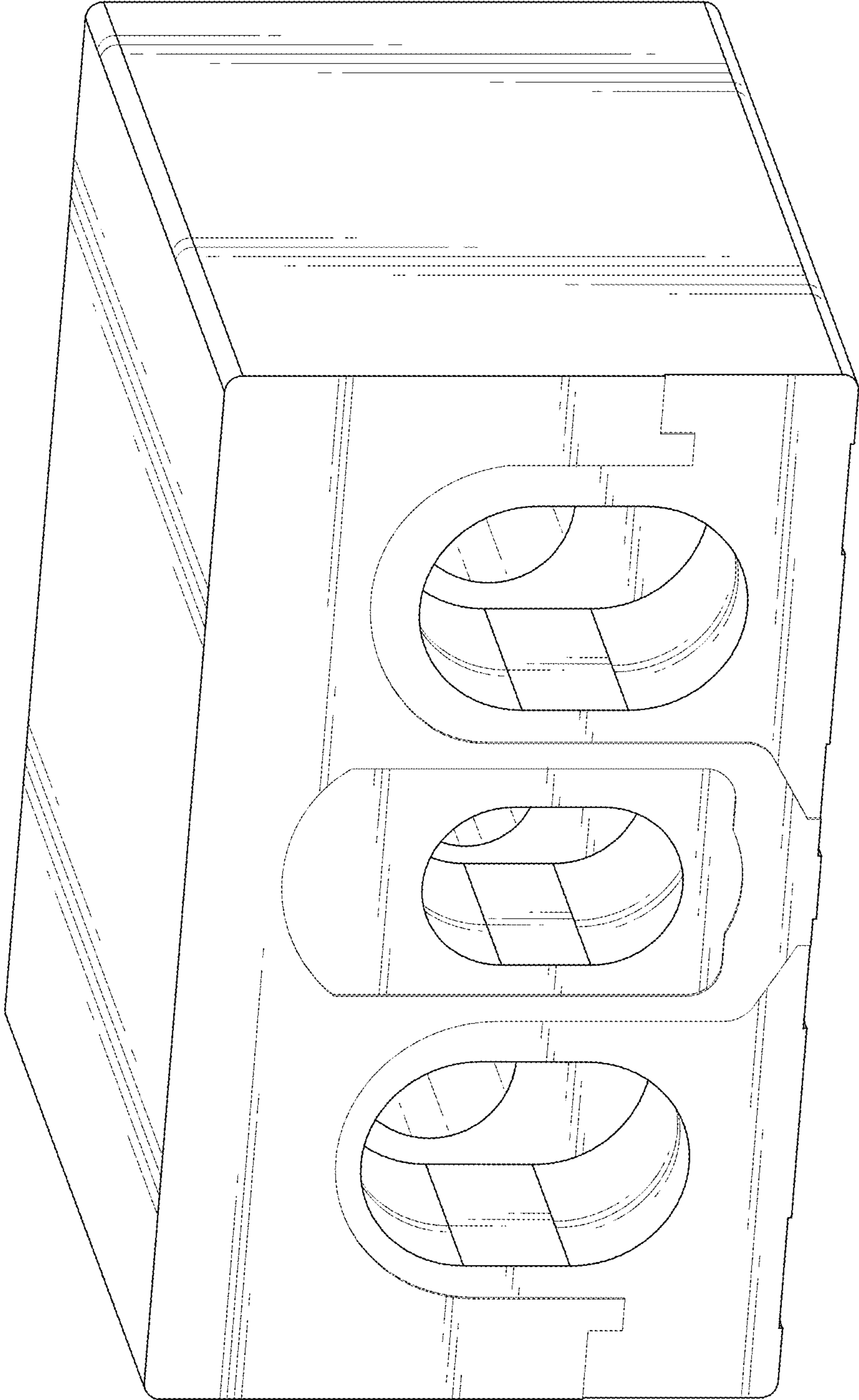


FIG.1

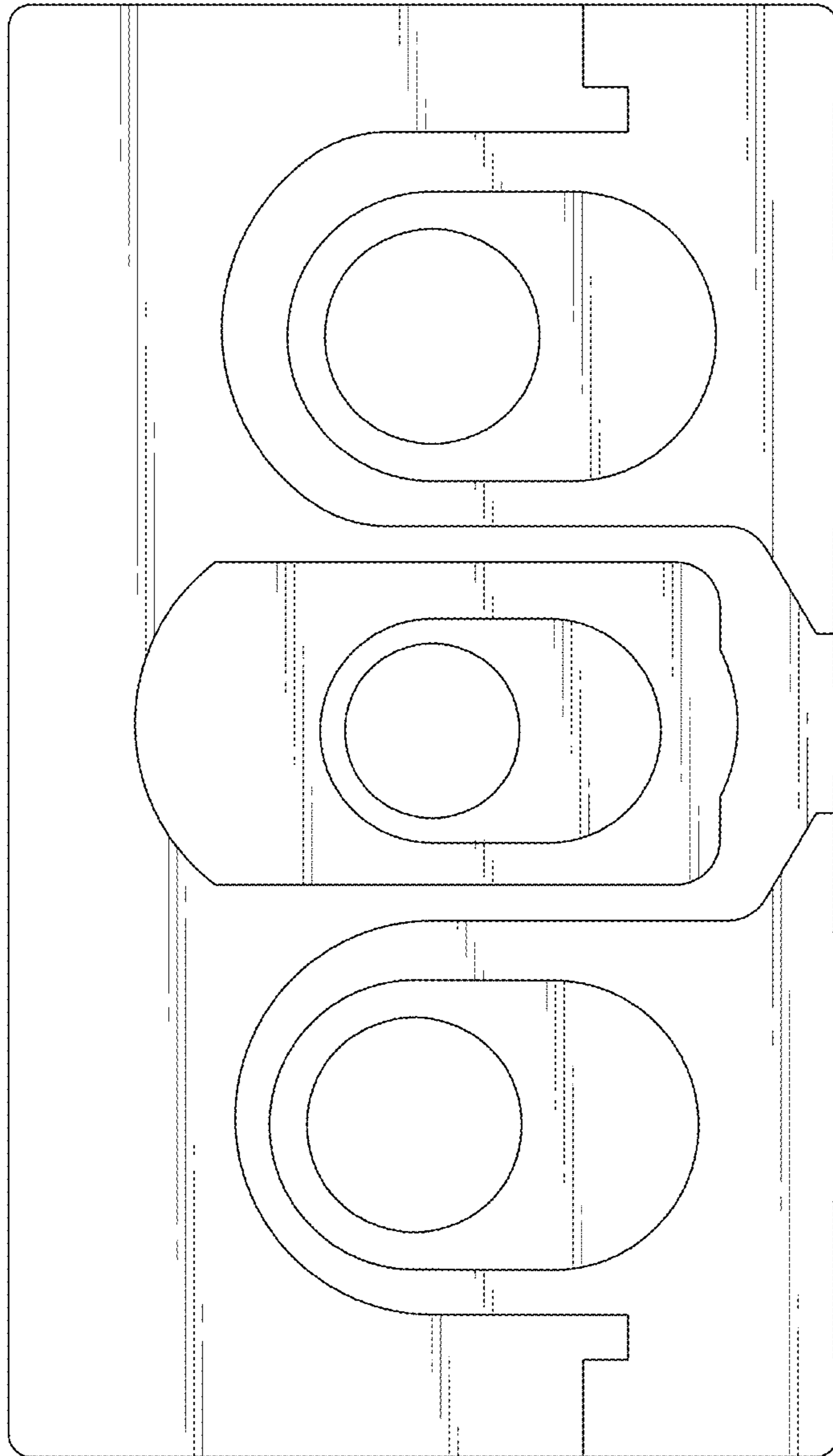


FIG. 2

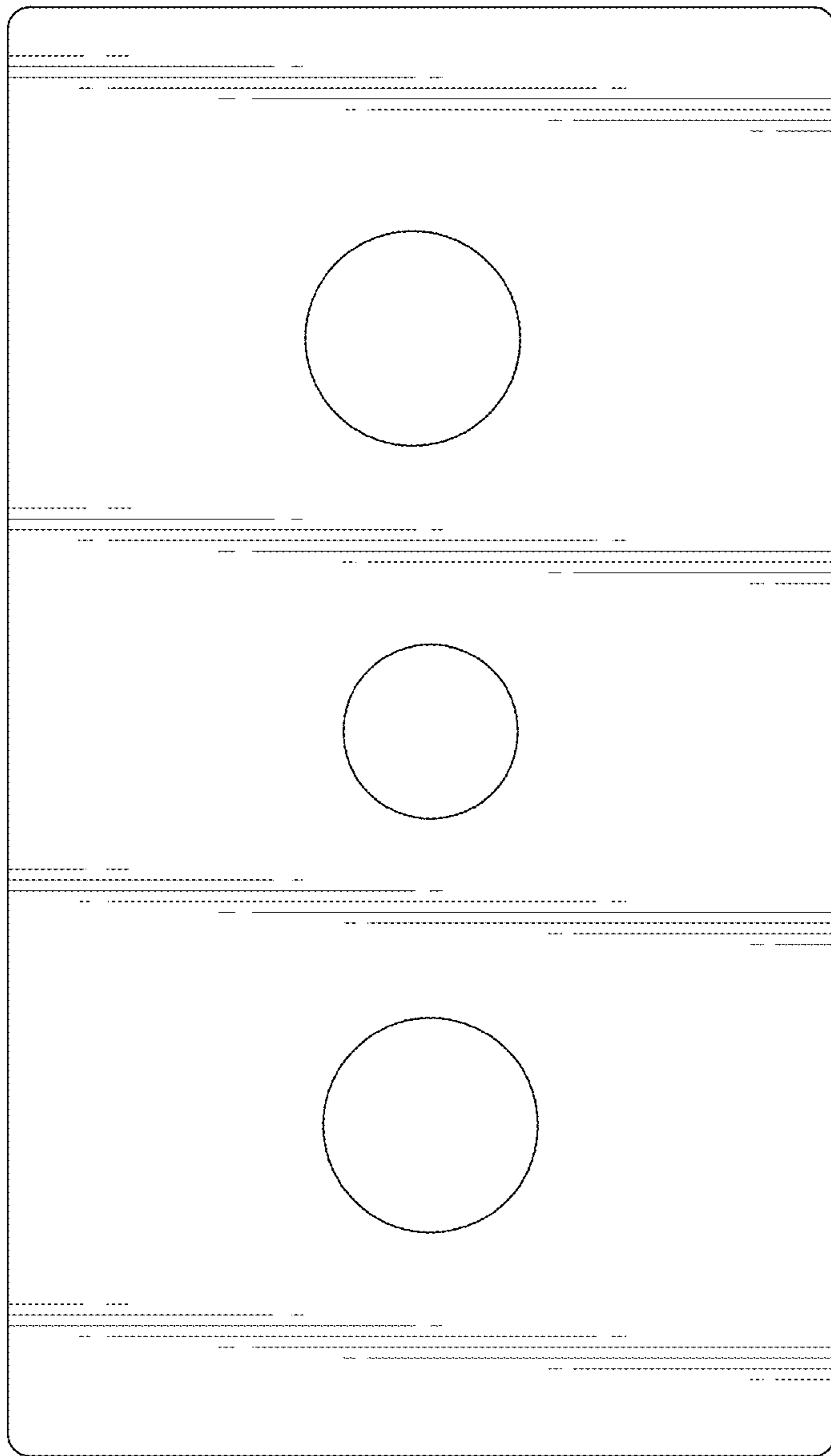


FIG. 3




FIG.4




FIG. 5




FIG.6

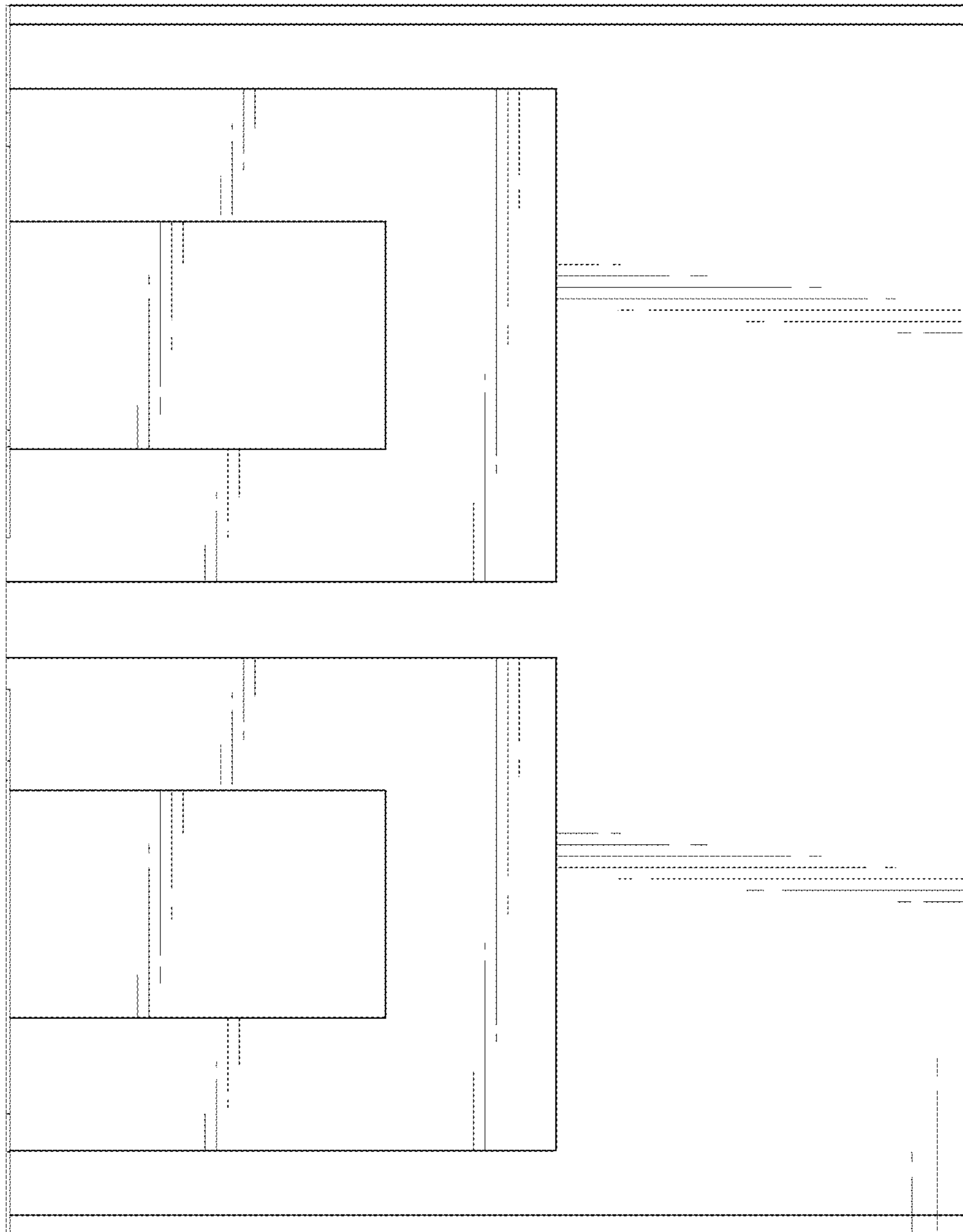


FIG.7



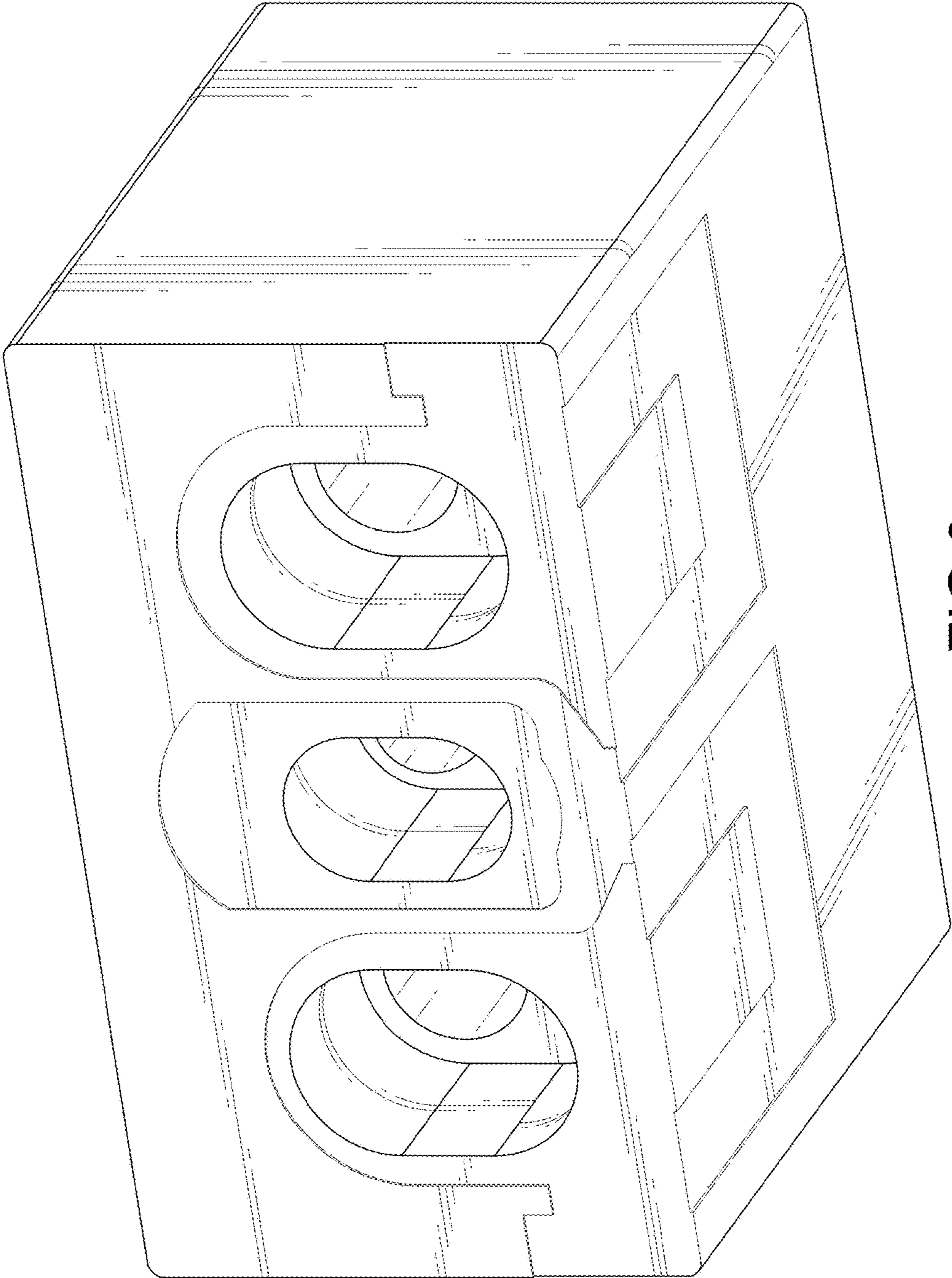


FIG.8