



US00D806020S

(12) **United States Design Patent** (10) **Patent No.:** **US D806,020 S**  
**Lu** (45) **Date of Patent:** **\*\* Dec. 26, 2017**

- (54) **WIRELESS CHARGER**
- (71) Applicant: **Shenzhen Aokehai Electronic Commerce co., Ltd., Shenzhen (CN)**
- (72) Inventor: **Haichuan Lu, Shenzhen (CN)**
- (73) Assignee: **Shenzhen Aokehai Electronic Commerce, Shenzhen (CN)**
- (\*\*) Term: **15 Years**
- (21) Appl. No.: **29/553,753**
- (22) Filed: **Feb. 4, 2016**
- (51) **LOC (10) Cl.** ..... **13-02**
- (52) **U.S. Cl.**  
USPC ..... **D13/107**
- (58) **Field of Classification Search**  
USPC ..... D13/107-110, 117-119, 184; D14/251, D14/253, 432, 434  
CPC ..... Y02E 60/12; Y02T 90/14; Y02T 90/122; Y02T 90/128; Y02T 90/163; H02M 3/18; H02J 7/025; H02J 7/0042; H02J 7/0044; H02J 7/0045; H02J 7/0003; H01F 38/14; H01R 13/6675; H01M 2/1022; H01M 2/1055; H01M 10/44; H01M 10/46; H01M 10/425  
See application file for complete search history.

(56) **References Cited**

**U.S. PATENT DOCUMENTS**

D645,818 S *	9/2011	Guccione .....	D13/108
D694,182 S *	11/2013	Lee .....	D13/108
D718,234 S *	11/2014	Rautiainen .....	D13/108
D718,236 S *	11/2014	Murray .....	D13/108
D720,289 S *	12/2014	Chiang .....	D13/108
D727,260 S *	4/2015	Aumiller .....	D13/108
D735,131 S *	7/2015	Akana .....	D13/108
D737,762 S *	9/2015	Aumiller .....	D13/108

D738,823 S *	9/2015	Chen .....	D13/108
D741,256 S *	10/2015	Murphy-Reinhertz .....	D13/108
D746,772 S *	1/2016	Aumiller .....	D13/108
D747,267 S *	1/2016	Aumiller .....	D13/108
2015/0318709 A1*	11/2015	Jol .....	H02J 5/005 307/104
2015/0348697 A1*	12/2015	Graham .....	H01F 27/2823 336/189

**OTHER PUBLICATIONS**

Amazon.com: Aukey Qi Wireless Charging Pad for all Qi-Enabled Devices. Published Apr. 3, 2016. Retrieved from the internet at <<https://www.amazon.com/Aukey-Wireless-Charging-Qi-Enabled-Devices/dp/B019WEURSY>>, Feb. 8, 2017. 1 page.\*

\* cited by examiner

*Primary Examiner* — Rosemary K Tarcza  
*Assistant Examiner* — Christy Nemeth

(74) *Attorney, Agent, or Firm* — Schmeiser, Olsen & Watts LLP

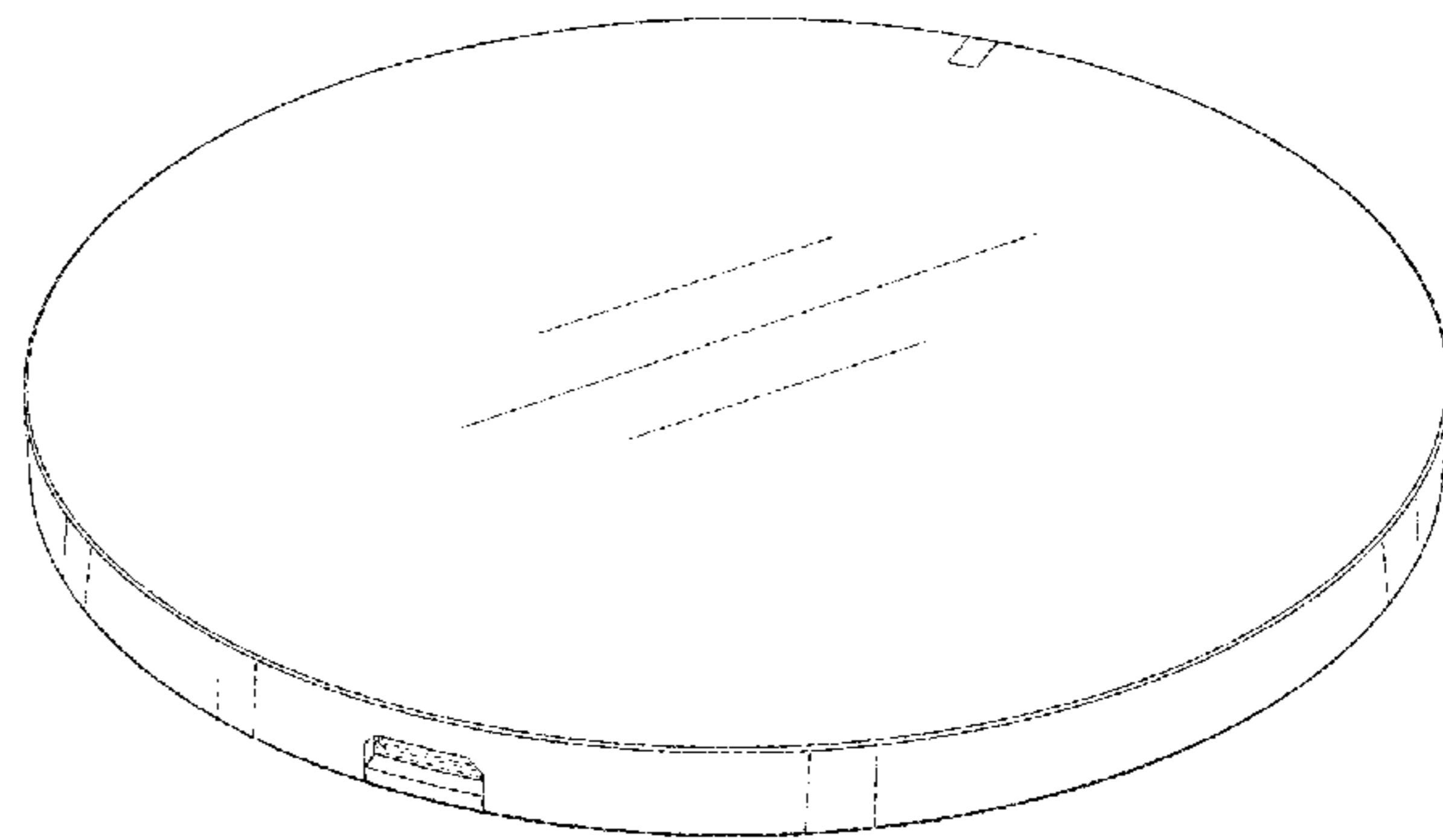
(57) **CLAIM**

The ornamental design for a wireless charger, as shown and described.

**DESCRIPTION**

FIG. 1 is a front elevation view of a wireless charger showing my new design;  
FIG. 2 is a rear elevation view thereof;  
FIG. 3 is a right side view thereof;  
FIG. 4 is a left side view thereof;  
FIG. 5 is a top plan view thereof;  
FIG. 6 is a bottom plan view thereof; and,  
FIG. 7 is a perspective view thereof.  
The broken lines in the drawings are for the purpose of illustrating portions of the wireless charger that form no part of the claimed design.

**1 Claim, 7 Drawing Sheets**



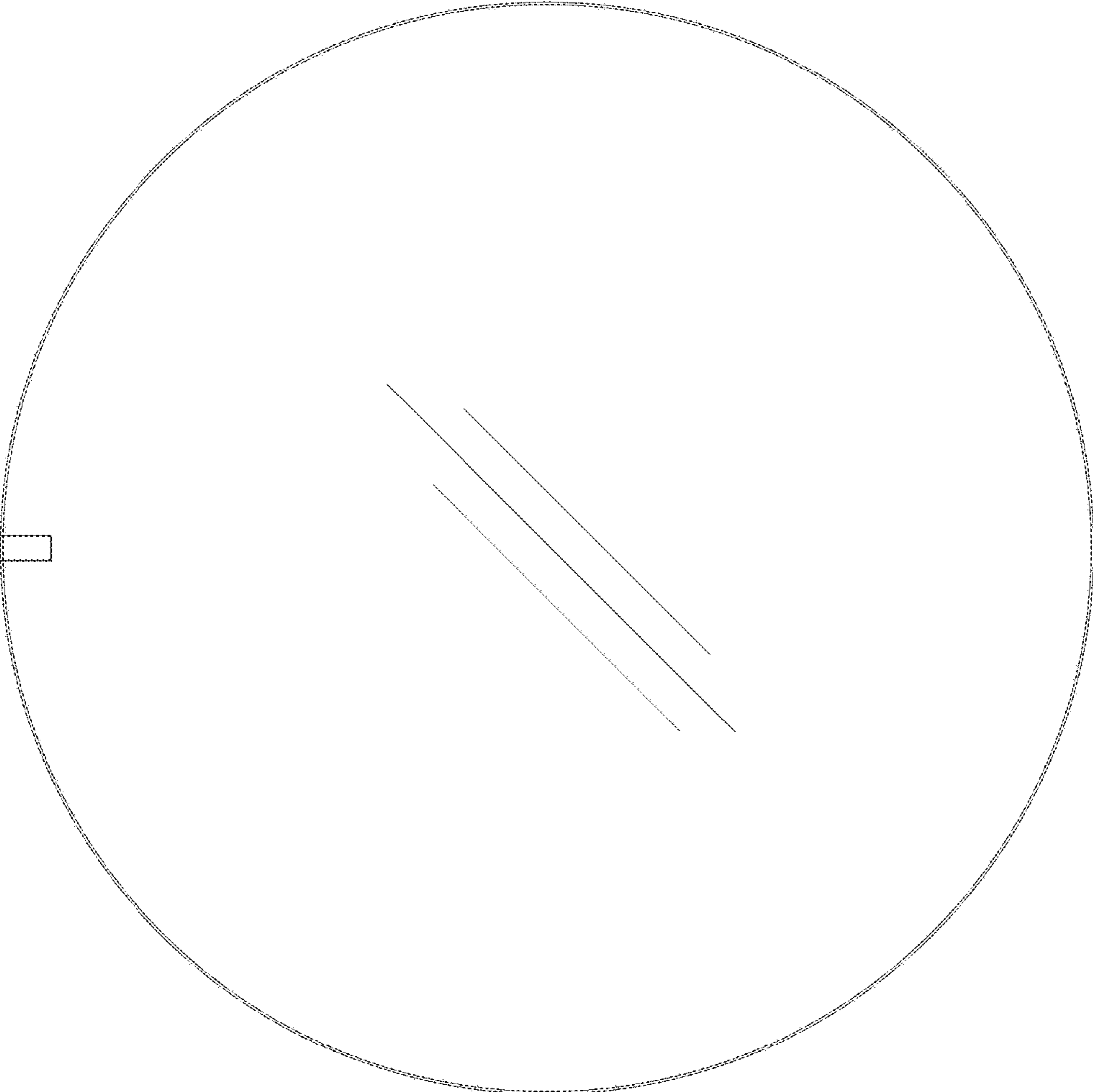


FIG. 1

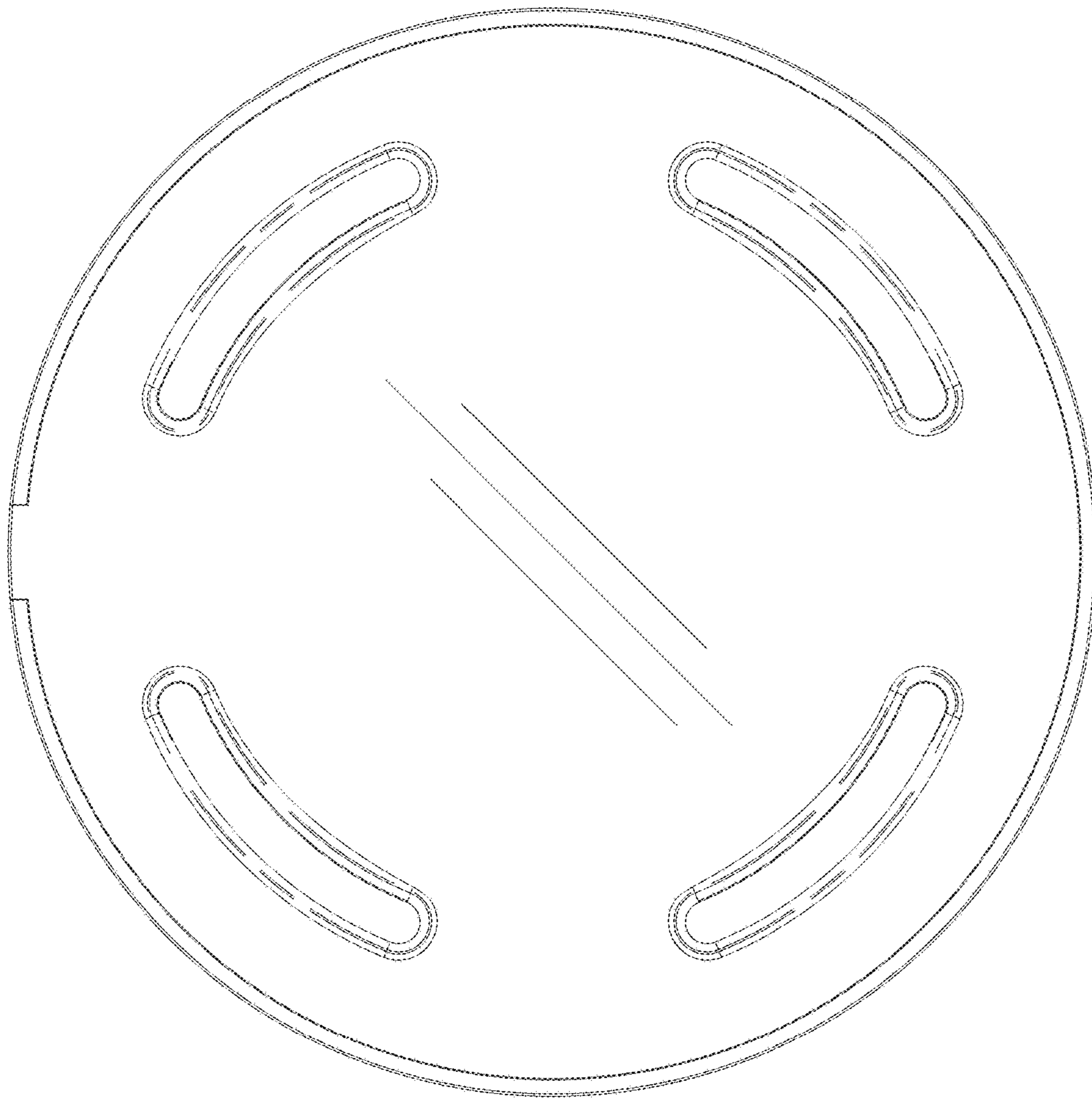


FIG. 2




FIG. 3




FIG. 4

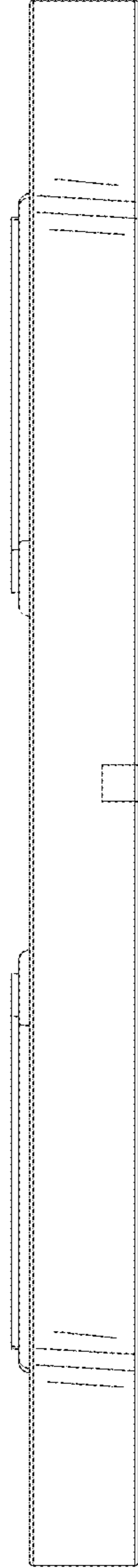


FIG. 5

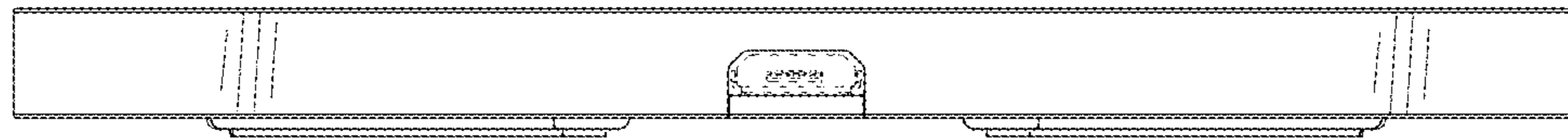


FIG. 6

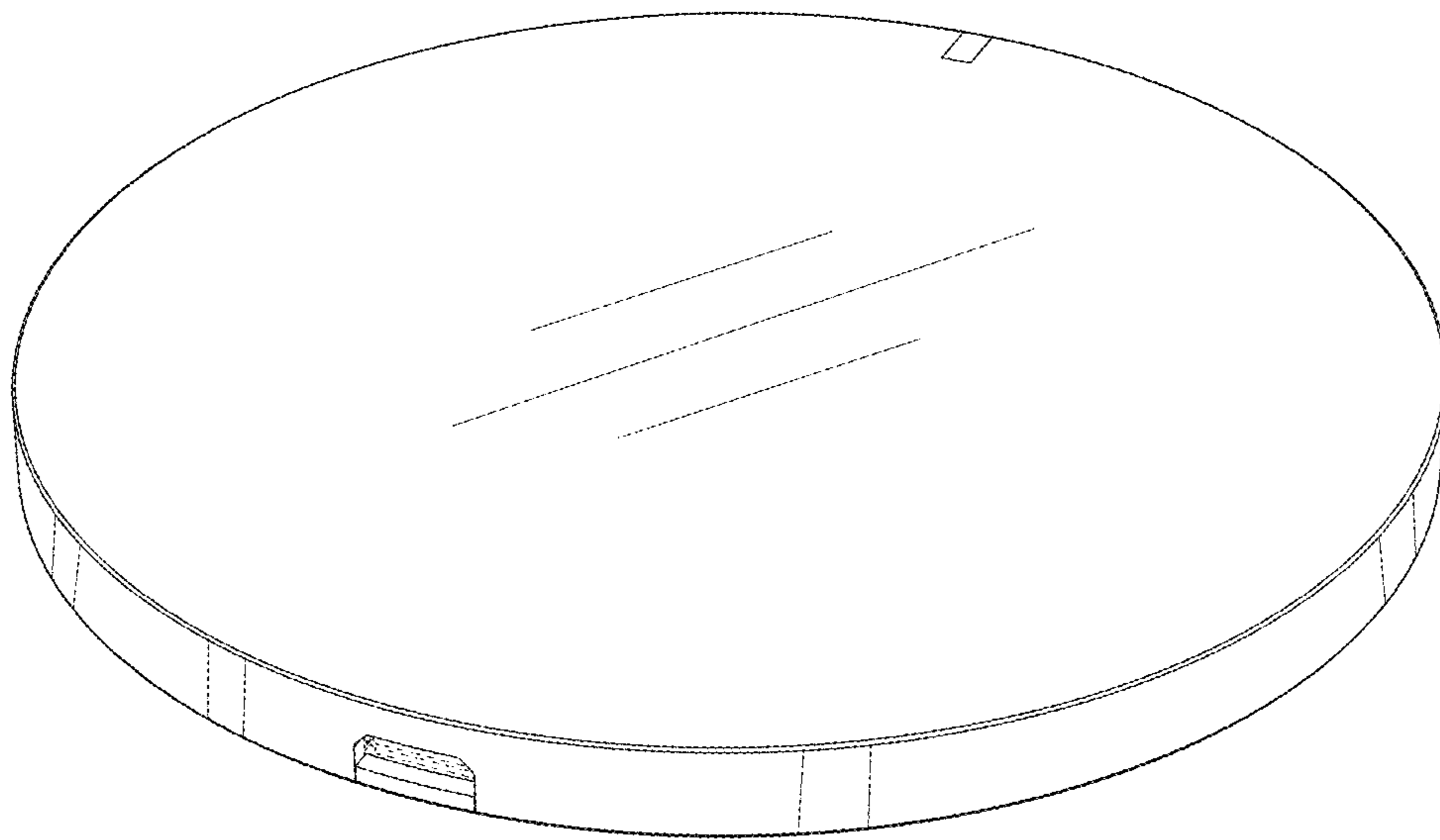


FIG. 7